

# DALLAS COWBOYS



1999 Media Guide

# DALLAS COWBOYS

## 1999 SCHEDULE

Date	Preseason Games	Dallas Time
Mon., Aug. 9	Cleveland @ Canton, OH (ABC)*	7:00 pm
Sun., Aug. 15	@ Oakland (Ch. 11, Dallas)	5:30 pm
Sat., Aug. 21	@ New England (ESPN)*	7:00 pm
<b>Sun., Aug. 29</b>	<b>DENVER (FOX)*</b>	<b>7:00 pm</b>
<b>Thurs., Sept. 2</b>	<b>JACKSONVILLE (Ch. 11, Dallas)</b>	<b>8:00 pm</b>

### Regular Season Games

Sun., Sept. 12	@ Washington (FOX)	Noon
<b>Mon., Sept. 20</b>	<b>ATLANTA (ABC)*</b>	<b>8:00 pm</b>
Sun., Sept. 26	Bye	
<b>Sun., Oct. 3</b>	<b>ARIZONA (FOX)</b>	<b>Noon</b>
Sun., Oct. 10	@ Philadelphia (FOX)	Noon
Mon., Oct. 18	@ N.Y. Giants (ABC)*	8:00 pm
<b>Sun., Oct. 24</b>	<b>WASHINGTON (FOX)</b>	<b>Noon</b>
Sun., Oct. 31	@ Indianapolis (FOX)	Noon
Mon., Nov. 8	@ Minnesota (ABC)*	8:00 pm
<b>Sun., Nov. 14</b>	<b>GREEN BAY (FOX)</b>	<b>3:15 pm</b>
Sun., Nov. 21	@ Arizona (FOX)	3:15 pm
<b>Thurs., Nov. 25</b>	<b>MIAMI (CBS)*</b>	<b>3:15 pm</b>
Sun., Dec. 5	@ New England (ESPN)*	7:20 pm
<b>Sun., Dec. 12</b>	<b>PHILADELPHIA (FOX)</b>	<b>Noon</b>
<b>Sun., Dec. 19</b>	<b>N.Y. JETS (CBS)</b>	<b>3:15 pm</b>
Fri., Dec. 24	@ New Orleans (FOX)*	2:00 pm
<b>Sun., Jan. 2</b>	<b>N.Y. GIANTS (FOX)</b>	<b>3:00 pm</b>

### Home Games in Bold Caps

\*Denotes nationally televised game

Wild Card Weekend	Jan. 8-9, 2000
Divisional Playoffs	Jan. 15-16, 2000
Conference Championships	Jan. 23, 2000
Super Bowl XXXIV (Atlanta, GA.)	Jan. 30, 2000
Pro Bowl (Honolulu, Hawaii)	Feb. 6, 2000



## FINGERTIP INFORMATION

### OFFICE ADDRESS

Cowboys Center  
One Cowboys Parkway  
Irving, Texas 75063-4727  
Executive Office 972/556-9900  
Ticket Office 972/785-5000

### HOME FIELD

Texas Stadium (Capacity 65,675)

### COLORS

Blue (PMS 281)  
Metallic Silver Blue (PMS 8280)  
Silver (PMS 422) • White

### COWBOYS TICKET OFFICE Dallas/Fort Worth Metroplex Dallas Cowboys Ticket Office:

Main Ticket Office  
Texas Stadium  
2401 E. Airport Freeway  
Irving, Texas 75062

### Rainbow/Ticketmaster Outlets:

All Fiesta, Foley's and Kroger stores

### Out of Town

(for exact locations call phone number listed)

Houston 713/629-3700  
El Paso 915/544-8444  
Corpus Christi 512/881-8499  
San Antonio 210/224-9600

### Charge Tickets by Phone

Rainbow/Ticket Master Outlets:  
214/373-8000



## 1999 TRAINING CAMP DATA

### LOCATION

Midwestern State University  
3410 Taft Blvd.  
Wichita Falls, TX 76308

### DATES

July 26 through August 25

### REPORTING DATE:

Rookies and selected veterans report on  
Monday, July 26  
Remaining veterans report on  
Thursday, July 29

### PHONE NUMBERS:

Fan Hotline .....940/397-7777  
Switchboard .....940/397-6700  
Public Relations .....940/397-6910  
Fax Line.....940/397-6877

Directory.....2  
What to Look for in 1999.....4

### THE FRONT OFFICE

Coaching Staff .....14  
Jones, Jerry.....6  
Jones, Stephen.....10  
Player Personnel.....30  
Gailey, Chan.....11

### THE PLAYERS

Draft, All-Time (1960-1998).....165  
Free Agency.....174  
Honors, All-Time.....160  
Players

Biographies, Draft Choices.....143  
Biographies, Free Agent Rookies.....150  
Biographies, Veterans.....38  
Biographies, Others with Pro Exp.....141

### Rosters

All-Time.....154  
All-Time by College.....159  
1999 Veterans.....153  
1999 Rookies.....152

### 1998 SEASON

Statistics, 1998.....181  
Season at a Glance, 1998.....176

### THE RECORDS

Big Days/Regular Season.....219  
Largest Margin of Victory.....208  
Largest Margin of Defeat.....208  
Last Time.....221  
Longest Plays/Regular Season.....217  
Individual Records/Regular Season.....199  
Team Records/Regular Season.....209  
Records/Temperatures.....198  
Statistical Leaders, All-Time.....188  
Statistical Leaders by Year.....192  
Team Statistics by Year.....190

### THE PLAYOFF RECORDS

Big Days/Playoffs.....233  
Longest Plays/Playoffs.....234  
Records/Playoff.....224

### THE HISTORY

Attendance.....264  
Consecutive Winning Seasons.....265  
Historical Highlights.....255  
Hall of Fame.....254  
Monday Night, etc. Results.....265  
Opponents.....244  
Overtime Games.....266  
Preseason Results, All-Time.....242  
Results, All-Time.....236  
Ring of Honor.....251  
Thanksgiving Day Results.....265

### THE SIDELINES

Cheerleaders.....271  
Community Outreach.....274  
Cowboys in Print.....273  
Cowboys on Radio.....272  
Cowboys on Television.....273  
Cowboys on the Web.....273  
NFL Data

Post Season, 1998.....278  
Standings, 1998.....278  
Road Itinerary.....270  
Schedule, NFL 1999.....279  
Texas Stadium.....268  
Training Camp.....269

# Cowboys Club Directory

## FRONT OFFICE

**Jerry Jones**, President and General Manager  
**Stephen Jones**, Executive Vice President/Director of Player Personnel  
**Charlotte Anderson**, Vice President/Director of Charities and Special Events  
**Jerry Jones, Jr.**, Vice President/Legal/Director of Internet  
**George Hays**, Vice President of Marketing

## COACHING STAFF

**Chan Gailey**, Head Coach  
**Dave Campo**, Defensive Coordinator  
**Joe Avezzano**, Special Teams  
**Bill Bates**, Special Teams/Defensive Assistant  
**Jim Bates**, Assistant Head Coach/Defensive Line  
**George Edwards**, Linebackers  
**Buddy Geis**, Quarterbacks  
**Steve Hoffman**, Kickers/Quality Control  
**Hudson Houck**, Offensive Line  
**Jim Jeffcoat**, Defensive Line Assistant  
**Joe Juraszek**, Strength and Conditioning  
**Les Miles**, Tight Ends  
**Dwain Painter**, Wide Receivers  
**Clancy Pendergast**, Defensive Assistant/Quality Control  
**Tommie Robinson**, Offensive Assistant  
**Clarence Shelmon**, Running Backs  
**Mike Zimmer**, Defensive Backs  
**Blake Cundiff**, Assistant Strength and Conditioning  
**Bennie Wylie**, Assistant Strength and Conditioning  
**Laura Fryer**, Assistant to Head Coach  
**Gail Arlington**, Administrative Assistant

## PLAYER PERSONNEL

**Stephen Jones**, Director of Player Personnel  
**Larry Lacewell**, Director of College and Pro Scouting  
**Chris Hall**, Scouting Assistant  
**Todd Williams**, Personnel Assistant  
**Glenn Smith**, Assistant

**College**  
**Walter Juliff**, Assistant Director of College and Pro Scouting  
**Tom Ciskowski**, Scout  
**Jim Garrett**, Scout  
**Tommy Hart**, Scout  
**Jim Hess**, Scout  
**Henry Sroka**, Scout  
**Walt Yowarsky**, Scout

**Pro**  
**Larry Dixon**, Advance Scout  
**Chief Conwoop**, Pro Personnel Assistant  
**Bill Hitt**, AFC  
**Jim Dodson**, NFC

## MARKETING

**George Hays**, Vice President of Marketing  
**Charlotte Anderson**, Vice President/Director of Marketing and Special Events  
**Doreen Bice**, Director of Special Events/Marketing  
**John Hickman**, Director of Sales and Marketing  
**Jeff Wautros**, Sales and Marketing Coordinator  
**Donna Sullivan**, Marketing Assistant  
**Bridgette Smith**, Marketing Assistant  
**Ted Ovletrea**, Mascot Coordinator

## FRONT OFFICE STAFF

**Marylyn Love**, Executive Assistant to the General Manager  
**Bruce Mays**, Director of Operations  
**Robert Newhouse**, Director of Player Assistance and Development  
**Susan Skaggs**, Director of Civic Affairs  
**Vincent Thompson**, Director of Human Resources  
**Craig Glieber**, Assistant Director of Operations  
**Steve Carichoff**, Operations Assistant  
**Connie Shaffer**, Administrative Assistant  
**Bethany Bartay**, Human Resources Assistant

## PUBLIC RELATIONS

**Rich Dalrymple**, Director of Public Relations  
**Brett Daniels**, Assistant Director of Public Relations  
**Doug Hood**, Assistant  
**Emily Robbins**, Assistant/Community Relations Director

## MEDICAL

**Jim Maurer**, Head Athletic Trainer  
**Britt Brown**, Assistant Athletic Trainer  
**Bob Haas**, Assistant Athletic Trainer  
**Mike Toro**, Intern  
**Dr. Robert Vandermeer**, Team Physician  
**Dr. Dan Cooper**, Team Physician  
**Dr. J.R. Zamorano**, Team Physician  
**Dr. Robert Fowler**, Team Physician

## EQUIPMENT

**Mike McCord**, Equipment Manager  
**Bucky Buchanan**, Assistant Equipment Manager  
**Louis Jackson**, Assistant  
**Kevin Mutscher**, Intern

**VIDEO**

**Robert Blackwell**, Director  
**Mike Maples**, Assistant  
**Jack Murray**, Assistant

**TICKET OPERATIONS**

**Carol Padgett**, Director of Ticket Operations  
**Ann Bihari**, Assistant Director of Ticket Operations  
**Joy Dotson**, Secretary  
**Glinda Galvan**, Ticket Office Representative  
**Sonia Hacic**, Ticket Office Representative  
**Andrea Payne**, Ticket Office Representative  
**Christopher Rogers**, Ticket Office Representative  
**Casey Yocom**, Ticket Office Representative

**TICKET SALES AND PROMOTIONS**

**Joel Finglass**, Director  
**Travis Clark**, Assistant Director  
**Jim Engstrom**, Assistant Director  
**Dana Elliott**, Office Manager  
**Dale Boutwell**, Sales  
**Ronda Cates**, Sales  
**Michelle Druga**, Sales  
**Tandra Johnson**, Sales  
**Chris Linehan**, Sales  
**Grady Siske**, Sales  
**Leslie Vitale**, Sales

**ACCOUNTING**

**Robert Nunez**, Treasurer  
**Jamé Grazer**, Contoller  
**Manuel Morin**, Contoller, New Enterprises  
**Brian England**, Payroll Manager  
**Cathy Lowe**, Accounting Staff  
**Laura Wigsmoen**, Accounting Staff  
**David Thomasson**, Accounting Staff

**INFORMATION TECHNOLOGY**

**Jerry Jones, Jr.**, Vice President/Director of Internet  
**Robert Nunez**, IT Director  
**David Land**, Network Administrator  
**Marty Hebert**, Network Administrator  
**Tim Brown**, Network Administrator

**BUILDING OPERATIONS/  
 PRACTICE FIELDS**

**Steve Forgey**, Director of Facilities  
**Steve Landers**, Assistant  
**Kevin O'Reilly**, Assistant  
**Al Walker**, Assistant  
**Kathy Coleman**, Mail Room/Supplies  
**Bryan Wansley**, Mail Room Assistant  
**Curtis Manning**, Security  
**Ashley Young**, Receptionist

**COWBOYS WEEKLY NEWSPAPER**

**Russ Russell**, Publisher  
**Ron Spain**, Editor  
**Sharon Carnahan**, Circulation Manager  
**Cheryl Harris**, Production Manager  
**Kay Clark**, Administrative Assistant  
**Jonnie Haug**, Assistant  
**James Topalian**, Assistant

**COWBOYS TELEVISION PRODUCTION**

**John Chang**, Director of Television  
**Scott Purcel**, Senior Producer  
**Machelle Webb**, Syndication and Traffic Manager  
**Gina Miller**, Producer and Reporter  
**Roxanne Medina**, Producer and Videographer

**DALLAS COWBOYS CHEERLEADERS**

**Charlotte Anderson**, President  
**Kelli McGonagill Finglass**, Director  
**Judy Trammell**, Choreographer  
**Shelly Roper McCaslin**  
**Dan Devens**  
**Kandra Hall**  
**Rachel Durbin**

**TEXAS STADIUM**

**Stephen Jones**, President  
**Bruce Hardy**, Vice President and General Manager  
**Amy Phillips**, Vice President of Food and Beverage  
**Ron Underwood**, Director of Operations  
**Glenn Kimberlin**, Administrative Assistant/Operations  
**Becky Elliott**, Administrative Assistant  
**Terri Van Hooser**, Assistant Controller  
**Kristi Burnham**, Accounting Staff  
**Jeff Schmidt**, Accounting Staff  
**Alisha Dietz**, Accounting Staff  
**Sam Williams**, Accounting Staff  
**Stephanie Downes**, Executive Assistant  
**Susan Skaggs**, Director of Special Events  
**David Lavender**, Director of Maintenance  
**Steve Epperson**, Director of Housekeeping  
**Bill Priakos**, Director of Merchandising  
**Andre Landry**, Game Day Merchandising Coordinator  
**Mike Denton**, Catalog/Mall Store Coordinator  
**George Wasal**, Director of Concessions  
**Jeannie Sprufra**, Director of Suite Services  
**Eduardo Alvarez**, Executive Chef  
**Brad London**, Catering Sales Manager  
**Wes Harrell**, Beverage Manager  
**Richard Rodriguez**, Purchasing Manager  
**Roderick Mitchell**, Concessions Manager  
**Tanya Price**, Suite Services Coordinator  
**Keri Visage**, Catering Coordinator  
**Maria Miranda**, Banquet Manager  
**Kristi Behlmann**, Concessions Assistant  
**Devin Foster**, Executive Assistant



# What To Look For in 1999

- The Cowboys** improving their NFL-best, opening-day record of 29-9-1 (.756). Dallas holds the NFL record for consecutive wins in opening games with 17 straight from 1965-81.
- The Cowboys** improving their NFC-best 63-37 (.630) record against AFC foes in games against Indianapolis, Miami, New England and the New York Jets.
- The Cowboys** increasing their club-record, 72-game (regular-season and playoffs) sell-out streak at Texas Stadium.
- The Cowboys** increasing their club-record, 146-game (regular-season and playoffs) sellout streak, both home and away.
- The Cowboys** improving their 82-14 record when Emmitt Smith carries 20-or-more times. Dallas is also 53-9 in games when Smith rushes for 100-yards-or-more.
- The Cowboys** extending their club record for consecutive games (regular season and postseason) without allowing a kickoff or punt return for a touchdown. Entering 1999, the Cowboys current streak is 103 games.
- Troy Aikman** extending his club-record for pass attempts (currently 4,011), completions (2,479), passing yards (28,346) and completion percentage (61.8% - third best in NFL history).
- Troy Aikman** establishing a club-record for passing touchdowns. Aikman enters this season having thrown 141 career touchdown passes, trailing Danny White's club mark of 155 by 14 touchdowns.
- Richie Cunningham** becoming the most accurate field goal kicker in NFL history. Cunningham enters this season having connected on 63 of 72 career field goal attempts, giving him an .875 success rate. The league record (minimum of 100 field goals made) is .816 by Mike Hollis.
- Dale Hellestrae** extending his consecutive games played streak, the longest active streak among current Dallas players. Hellestrae enters this season having played in 144 straight regular season games for Dallas (160 including postseason) and has never missed a game in his nine year Cowboys career.
- Michael Irvin** extending his club-record for receptions (currently 740) and receiving yards (11,737).
- Michael Irvin** becoming the ninth player in NFL history to record 12,000 yards receiving and the sixth player to reach the 13,000 yard mark. Irvin has 11,737 yards in 12 seasons.
- Michael Irvin** becoming the seventh player in NFL history to record 800 receptions. Irvin has 740 receptions in 12 seasons.
- Daryl Johnston** becoming the ninth player in club history to record 300 career receptions. Johnston currently has 293 career receptions, the third best total ever by a Dallas running back.
- Deion Sanders** extending his NFL record for career touchdown returns. Sanders currently has 17 touchdowns on interception (eight), fumble (one), kickoff (three) and punt (five) returns.
- Deion Sanders** establishing a NFL record for career interception returns for a touchdown. Ken Houston holds the NFL mark with nine, while Sanders currently has eight.
- Deion Sanders** becoming the club record holder for career punt return average. Bob Hayes holds the Cowboys mark with an 11.1-yard average-per-return (minimum of 75 returns). Sanders enters 1999 with a 14.2-yard average on 59 returns.
- Emmitt Smith** extending his NFL record for career rushing touchdowns. Smith currently has 125 rushing touchdowns.
- Emmitt Smith** extending his club record for career rushing yardage. Smith currently has 12,566 career yards. Smith, currently fifth in NFL history, can also crack the NFL's all-time top three in career rushing yards with 694 in 1999.
- Emmitt Smith** becoming the second player in NFL history to rush for 1,000-yards in nine-straight seasons.

**The  
Front  
Office**







## Jerry Jones



### Owner and General Manager

In one of the most dramatic eras of ownership in professional sports, Jerry Jones' decade-long stewardship of the Dallas Cowboys has brought rapid success and unprecedented results to one of the world's most visible sports entities.

Highlighted by Super Bowl victories following the 1992, 1993 and 1995 seasons, Jones became the first owner in NFL history to guide his team to three league championships in his first seven years of ownership.

In addition, the Dallas Cowboys of the 1990s have maintained a championship level of excellence throughout the decade by winning a league-high six division titles, earning four NFC Championship Game appearances and claiming the ultimate prize three times. Dallas also became the first team in NFL history to win three Super Bowls in four seasons.

All of this has been accomplished since Jones' 1989 purchase of the team – at a

period of time when the proud franchise was struggling through the most difficult era in club history. For the first time since 1964, the Cowboys had posted losing seasons for three consecutive years, and the club had closed the 1988 and 1989 seasons with the worst record in the NFL.

In the ensuing years of Jones' ownership, fans of the Dallas Cowboys witnessed what might have been the most impressive and visible turnaround in the history of professional sports. A team that closed the 1980s with a pair of seasons that netted just four wins would go on to win more division titles and league championships than any other franchise in the 1990s.

Jones' immediate vision in 1989 was to put a championship team on the field, while also restoring the pride of a fan following that spans the nation and reaches all corners of the world. In a matter of months, that vision became reality. By January of 1993, the Cowboys earned a Super Bowl championship for the first time in 15 seasons, and the following year, the Cowboys became the fifth team to win back-to-back Super Bowl crowns.

In 1995, the Dallas Cowboys became the first NFL franchise to win three Super Bowls in a four year period of time, while tying the NFL record for the most Super Bowl victories by an organization with five. In 1996, the club claimed its fifth straight division title, a feat that had never been accomplished by any NFC Eastern Division team. After a one-year absence from postseason play in 1997, the Cowboys regained the NFC East crown in 1998 with a new head coach, Chan Gailey, and a restored optimism for the future success of the organization.

Jones has established himself as one of the NFL's most influential and active owners in his ten years at the Cowboys helm. His "hands on" leadership ability has played a major role in the resurgence of the Cowboys, and his contributions to the National Football League have been prominent and productive.

- ★ In the last 20 years, 20 different owners have entered the National Football League. Of that group, only Jerry Jones has guided his franchise to more than two Super Bowl championships. Moreover, Jones joins Art Rooney, Jack Kent Cooke, Al Davis and Eddie DeBartolo as the only men to own NFL franchises that have won at least three Super Bowls.
- ★ The fan following and interest in the current era of the Cowboys has reached unprecedented levels in the national and international spotlight. At the end of the 1998 season, the team had played before 146 straight sold out stadiums (home and away). In addition, Dallas' three most recent Super Bowl appearances represent the three most watched television programs in history.





- ★ As a member of the league's Broadcasting Committee, Jones was a key player in the agreement that introduced the FOX Network to the NFL as the rights holder for the NFC television package in 1993. In addition, he was a prominent voice in the most recent NFL television agreement that set the standard for all of professional sports in terms of network television partnerships.
- ★ The results of a Harris Poll released on October 7, 1998 revealed that the Cowboys were the nation's favorite professional football team. Sixteen percent of all people who said they followed professional football selected the Cowboys as their favorite team, while 25% of those polled said that Dallas was their favorite, or second favorite, team.
- ★ With his appointment to the NFL's prestigious Competition Committee in May of 1992, Jones became the first owner to serve in that capacity since the late Paul Brown. He has since moved to the Executive Committee of the NFL's Management Council as well as the NFL's Committee on NFL Properties. After being rotated off of the Competition Committee for two years, Jones was re-appointed by Commissioner Paul Tagliabue in December of 1998.
- ★ Within a two year period, Jones signed five players to the most lucrative contracts ever paid for individual players at their respective positions at the time of their signings. Between September of 1993 and September of 1995, Cowboys running back Emmitt Smith, quarterback Troy Aikman, fullback Daryl Johnston, wide receiver Michael Irvin and cornerback Deion Sanders all signed contracts that made them the highest paid NFL players to ever play their position.
- ★ In May of 1997, *Financial World* magazine recognized Jones as the owner of the most valuable sports team in all of professional athletics. The Cowboys carried that "most valuable franchise" tag throughout 1993, 1994, 1995, 1996 and 1997.
- ★ In November of 1994, Jones was selected as the Master Entrepreneur of the Year by Ernst and Young and *Inc.* magazine. In December of 1994, he was named one of America's 10 Most Interesting People in a nationally televised Barbara Walters special on ABC.
- ★ In February of 1992, Jones was named the winner of the "Big D Award" by the Dallas All Sports Association. The "Big D Award" annually recognizes the sports figure who has done the most to bring excitement to the Metroplex through athletics. More recently, Jones was ranked 25th in *The Sporting News'* list of the 100 Most Powerful People in Sports for 1998.
- ★ During the club's run to the 1992 World Championship, the Cowboys set a team record for most wins in a regular season (13) and most overall wins (16). Following the 1995 season, the Cowboys appeared in a NFL-record eighth Super Bowl. The Cowboys are now the only team in the NFL that has won multiple Super Bowl titles in two separate decades.
- ★ After the inaugural 1-15 season in 1989, Jones was the NFL's most aggressive executive in the area of Plan B free agency, signing 16 Plan B players. Three of those players went on to start in Super Bowl XXVII, and tight end Jay Novacek was selected to five Pro Bowls.

Jerral Wayne Jones was born on Oct. 13, 1942 in Los Angeles. He learned his business style from his father, J.W. "Pat" Jones, a successful entrepreneur first in supermarkets, then in insurance.

Pat Jones moved his family to North Little Rock, Ark., soon after Jerry was born. After starring as a running back at North Little Rock High School, Jerry received a scholarship to play football at the University of Arkansas. He was a starting guard and co-captain of the 1964 team that went 11-0, defeated Nebraska in the Cotton Bowl and captured the national championship.

Upon graduating with a M.B.A. from Arkansas in 1965, Jerry joined his father's insurance company, Modern Security Life in Springfield, Mo., as executive vice president.

Jones entered the oil and gas exploration business in Oklahoma in 1970 and soon became a phenomenal success. His oil and gas concern now has offices in Fort Smith, Ark., and Calgary, Canada.

One of a very small number of NFL owners who actually earned a significant level of success as a football player, Jones is currently living his dream of engineering the fortunes of a NFL franchise. A man of varied interests who will not rest on yesterday's achievements, he is a dedicated businessman and family man - sharing a passion for both worlds.

Jerry is also involved in numerous civic and charitable causes. As very strong supporters of the Salvation Army, Jerry and wife Gene were recently presented the Army's Partner of the Year Award on behalf of the Cowboys organization.



Each year, Jerry and Gene Jones, along with the Dallas Cowboys, have served as hosts and underwritten the costs for the Super Lunch. Last year, Jones personally matched the proceeds from the luncheon, resulting in a grand total of over \$120,000 in profit for the Salvation Army.

The Gene and Jerry Jones Family Center for Children opened in November of 1998 in conjunction with the Salvation Army. The center offers a variety of special programs for children of need in the Irving, Texas area.

For his efforts and interest in this area, Jones has been selected for membership into the prestigious Salvation Army William Booth Society. Jerry was also elected to the Salvation Army's National Advisory Board in April of 1998.

Gene and Jerry Jones are also very active supporters of the Library of Congress. As members of the Library's James Madison Council, Gene and Jerry recently provided a major gift to the Library to provide for the complete restoration of the Thomas Jefferson Library. The gift was made as a kickoff to the Library of Congress' bicentennial celebration.

The Jones family is also very actively involved with several other community-related organizations, including the Children's Medical Center of Dallas, the National Board for the Boys and Girls Clubs of America and the Kent Waldrep Paralysis Foundation.

Jerry and wife Gene, a former Arkansas beauty pageant winner whom he met while both attended the University of Arkansas, live in Dallas. They have three children, Stephen, Charlotte and Jerry, Jr., and six grandchildren.

Stephen (6/21/64) is a graduate of the University of Arkansas and serves as the Cowboys' Vice President/Director of Player Personnel. Charlotte (7/26/66) is a Stanford graduate and serves as the Cowboys Vice President/Director of Marketing and Special Events. Jerry Jr. (9/27/69), a graduate of Georgetown University who earned his law degree from Southern Methodist University, is the Cowboys' Vice President for Legal Operations.

### Chronology Since Jerry Jones' Purchase of the Dallas Cowboys:

**February 25, 1989** – Jones purchases the Dallas Cowboys and the lease to manage Texas Stadium Corp. from H.R. "Bum" Bright. Jerry Jones names Jimmy Johnson as the new head coach.

**April 20, 1989** – Jones completes negotiations on Troy Aikman's contract—a six-year deal that is completed four days before Aikman is the top overall selection in the 1989 NFL Draft.

**October 12, 1989** – Herschel Walker is traded to Minnesota for five players, six conditional draft choices, and a 1992 first round draft choice. Current players who actually came to Dallas as a result of the trade include: Emmitt Smith, Kevin Smith and Darren Woodson.

**August 10, 1990** – The Cowboys' first-ever in-state training camp concludes at St. Edward's University in Austin. Over 100,000 fans attend workouts, while more than 400 media credentials are issued in the three-plus weeks of work. Austin officials estimate the camp brought an additional \$3.2 million of income into the Austin area.

**September 5, 1990** – The Cowboys trade Steve Walsh to the New Orleans Saints for a first and third round draft choice in 1991 and a conditional second round pick in 1992.

**April 19, 1991** – A deal is made to bring the first overall selection in the 1991 NFL Draft to Dallas in exchange for a first and second round selection and three veteran players. Dallas selected Outland Trophy winner Russell Maryland with the top pick.

**April 21-22, 1991** – In an unprecedented action among NFL clubs, the Cowboys sign their top three draft choices on draft day. The team also drafts a club record 17 players.

**July 16, 1991** – The Cowboys open training camp in Austin with all 17 of their draft choices under contract. Dallas concludes its second training camp at St. Edward's University in Austin, with over 75,000 fans attending the Cowboys' practices.

**September 29, 1991** – Dallas defeats the defending Super Bowl Champion New York Giants by a 21-16 score at Texas Stadium.

**November 24, 1991** – The Cowboys end the Washington Redskins' 1991 undefeated streak at 11 games with a 24-21 victory at RFK.

**December 15, 1991** – Dallas defeats Philadelphia, 25-13, at Veterans Stadium to secure a wild card playoff spot. The victory marks the team's first trip to the playoffs since the 1985 club went 10-6 and won the NFC Eastern Division title.

**December 22, 1991** – Dallas closes the 1991 season with a 31-27 win over Atlanta, marking the team's best record (11-5) since the 1983 team finished 12-4.

**January 5, 1992** – Dallas defeats Chicago by a 17-13 score in an opening round playoff game at Soldier Field. The victory marks the Cowboys' first playoff win since 1982, and the first playoff win on the road since 1980.

**May 1, 1992** – Jerry Jones is appointed to the NFL's Competition Committee by Commissioner Paul Tagliabue. Jones becomes the first owner to serve on the prestigious committee since the death of Cincinnati's Paul Brown.





**December 21, 1992** – Before a national television audience on ABC's Monday Night Football, the Cowboys defeat the Atlanta Falcons (41-17) at the Georgia Dome to claim the NFC Eastern Division Championship. The victory marks the Cowboys' first divisional title since 1985. It is the 14th divisional title in club history.

**December 23, 1992** – Six players from the Cowboys offense are selected to play in the Pro Bowl. The six players establish a Dallas Cowboys' record for most offensive players selected to the Pro Bowl.

**December 27, 1992** – Dallas defeats Chicago by a 27-14 score at Texas Stadium. The victory is the 13th of the year for Dallas, establishing a club record for victories in a season. Emmitt Smith finishes the season with 1,713 rushing yards, enabling him to become the first player to win back-to-back NFL rushing titles since Eric Dickerson (1983-84).

**December, 1992** – The Cowboys set a team record for road attendance by averaging 72,523 fans per road game in 1992. The team also played before a sold-out stadium in all 16 regular season games.

**January 10, 1993** – In their first home playoff game since 1983, Dallas hands NFC East rival Philadelphia a 34-10 defeat in a NFC Divisional Playoff Game.

**January 17, 1993** – In their first NFC Championship Game since 1982, the Cowboys defeat the San Francisco 49ers by a 30-20 score at Candlestick Park. The victory sends Dallas to Super Bowl XXVII in Pasadena, marking the Cowboys first Super Bowl since 1978.

**January 31, 1993** – While making a NFL record sixth Super Bowl appearance, the Cowboys defeat Buffalo 52-17 in Super Bowl XXVII at the Rose Bowl. The victory enables the Cowboys to become the only franchise in NFL history to win more than one Super Bowl under two different owners. Troy Aikman was named the game's MVP after throwing four touchdown passes. The Super Bowl crowd of 98,374 becomes the largest crowd to ever witness a Dallas Cowboys game. The game is also witnessed by 133.4 million television viewers, making Super Bowl XXVII the most watched event in television history.

**March 5, 1993** – The Super Bowl Champion Dallas Cowboys become the first athletic team to visit the White House under President Bill Clinton's administration. The Cowboys team visit to the White House is the first in club history.

**December 28, 1993** – An NFC record 11 Dallas players are selected to the Pro Bowl. That group includes a club record eight offensive selections (seven Pro Bowl starters).

**January 2, 1994** – The Cowboys defeat the New York Giants 16-13 in overtime at the Meadowlands. The victory clinches the Cowboys' second straight NFC East title and the 15th division crown in club history.

**January 2, 1994** – Emmitt Smith finishes the season with 1,486 yards to earn his third straight NFL rushing crown. He becomes just the fourth man in NFL history to win three consecutive rushing titles.

**January 23, 1994** – Dallas defeats San Francisco 38-21 in the NFC Championship Game at Texas Stadium. The victory gives the Cowboys a NFL-record seventh conference championship in the first conference title game to be played at Texas Stadium since Jan. 1, 1978 (a 23-6 win over Minnesota).

**January 30, 1994** – Dallas becomes one of just three NFL teams to win four Super Bowls by defeating Buffalo (30-13) in Super Bowl XXVIII. The game, played at the Georgia Dome in Atlanta, featured two rushing touchdowns by Super Bowl MVP Emmitt Smith. Dallas raised its NFL record number of Super Bowl appearances to seven.

**March 30, 1994** – Barry Switzer is named the new head coach of the Dallas Cowboys – and the third head coach in team history. Switzer replaces Jimmy Johnson, who stepped down as the Cowboys' head coach the previous day.

**December, 1994** – For the second straight season, the Cowboys send a club and NFC record 11 players to the Pro Bowl.

**January, 1995** – The Cowboys set a Texas Stadium record for home attendance with an average crowd of 64,579 in 1994, the first time Dallas has averaged over 64,000 fans-per-game at Texas Stadium. The previous record was 63,943 set in 1981.

**January 15, 1995** – The Cowboys play in their third NFC Championship Game of the decade. The Cowboys are the only NFL team to play in multiple conference championship games in each decade of the team's existence.

**December 24, 1995** – Dallas wraps up its fourth straight NFC Eastern Division title – a feat that no other NFC East team had accomplished other than the Cowboys teams from 1976 to 1979.

**December 25, 1995** – Emmitt Smith closes the season with a team record 1,773 rushing yards and a NFL record 25 touchdowns. Smith led the NFL in rushing for the fourth time in five years, becoming just the fifth player in NFL history to win at least four rushing titles.

**December, 1995** – Ten Cowboys are selected to the NFC Pro Bowl squad. Since 1993, Dallas has earned 32 Pro Bowl selections – the most ever by one team over a three-year period of time.

**January 14, 1996** – The Cowboys win a NFL record eighth conference championship game by defeating the Green Bay Packers 38-27 at Texas Stadium. The victory marked the Cowboys third NFC title in four years and ensured the team of a NFL-record eighth Super Bowl appearance.





**January 28, 1996** – Dallas becomes the first team in NFL history to win three Super Bowls in a four-year period by defeating the Pittsburgh Steelers 27-17 in Super Bowl XXX at Sun Devil Stadium in Tempe, Arizona. The game is witnessed by 138.4 million television viewers, making Super Bowl XXX the most watched event in television history. The victory enables Dallas to earn its fifth Super Bowl title – joining the San Francisco 49ers as the only NFL franchises to win five Super Bowls. The Cowboys have now appeared in a NFL record eight Super Bowls. Dallas also became the first NFL franchise to win Super Bowls with three different head coaches.

**December 15, 1996** – The Cowboys clinch a fifth straight division title with a 12-6 win over the New England Patriots at Texas Stadium. The championship enables the Cowboys to become the first team in NFL history to win five straight NFC Eastern Division crowns.

**January 5, 1997** – Dallas closes the postseason with a divisional playoff loss at Carolina. The loss marks the first time since the 1991 season that the Cowboys were unable to reach the NFC title game.

**December, 1997** – The Cowboys close the 1997 season with a 6-10 record, marking the team's first non-playoff season since 1990.

**February 12, 1998** – Jerry Jones names Chan Gailey as the fourth head coach in the history of the Dallas Cowboys franchise. Gailey, who had previously served as the Pittsburgh Steelers offensive coordinator, replaces Barry Switzer, who resigned from his position on January 9th.


**July 15, 1998** – The Cowboys open training camp at Midwestern State University in Wichita Falls, Texas. Attendance figures for the four-week camp exceed 100,000.


**November 8, 1998** – With 163 yards on 29 carries in a 16-6 win over the New York Giants, Emmitt Smith becomes the Dallas Cowboys all-time leading rusher. Smith's performance against New York pushes him past Tony Dorsett (12,036) into the Cowboys top spot.

**December 20, 1998** – After a one-year absence from postseason play, the Cowboys clinch their six NFC Eastern Division title in the last seven years with a 13-9 win over Philadelphia at Texas Stadium. The 1998 division crown is the 19th division championship (15th NFC East title) in the club's 39-year history.

**December 27, 1998** – After scoring a first-half touchdown on a one-yard run against the Redskins at Texas Stadium, Emmitt Smith becomes the NFL's all-time leader in rushing touchdowns, moving ahead of Marcus Allen (123). Smith would later add a 26-yard TD run in the second quarter to bring his league record total to 125 rushing touchdowns by season's end. Smith finished the year with 12,566 career rushing yards, which placed him fifth on the all-time NFL rushing list. The Cowboys closed the year with a 23-7 victory over Washington and a 10-6 record, marking the 23rd season in which Dallas recorded at least 10 wins – a NFL record. The win over the Redskins also enables Dallas to become the first team in the history of the NFC East to post an 8-0 record in division play.

**January 2, 1999** – While falling to Arizona 20-7 in a wild card playoff game at Texas Stadium, the Cowboys NFL-record streak of playing in front of sold out stadiums remains intact. The league-record streak, which includes playoff games, currently stands at 146 games (home or away), dating back to Dec. 16, 1990 against Phoenix at Texas Stadium (last non-sell-out). The Cowboys have played in 72 straight sell-outs at Texas Stadium (including playoffs) and 74 straight sell-outs on the road (including playoffs). The Cowboys have now played in front of sold-out stadiums for eight straight years.





## Stephen Jones

**Vice President/  
Director of  
Player Personnel**



With 10 years of NFL experience under his belt, Stephen Jones has earned the reputation of being one of the brightest young executives in all of professional sports.

Named a Cowboys Vice President in February of 1989, Jones coordinates the Cowboys' entire player personnel department. He also oversees the negotiation of all player contracts, management of the salary cap, the operation of Texas Stadium and a wide range of other club related duties.

Recognized as Owner Jerry Jones' right hand man, Stephen Jones has played an integral role in

the team's rise from a 1-15 record in 1989 to three Super Bowl victories and six NFC East titles in the last seven seasons.

In the ever-evolving role of the salary cap in the current collective bargaining agreement, Jones' performance in managing the Cowboys player payroll has played a prominent role in the team's ability to compete at the NFL's highest level.

Jones' involvement in shaping the Dallas roster under the salary cap has been critical in allowing the Cowboys to maintain one of the NFL's most talented core group of players throughout the decade of the 1990s.

In the months leading up to the 1999 season, Jones played a key role in the Cowboys very aggressive approach to veteran free agency. The signings of wide receiver Raghob "Rocket" Ismail, center Mark Stepnoski and linebacker Quentin Coryatt, combined with the long term contract extension of quarterback Troy Aikman, ensured a very productive free agent period for the Cowboys.

During a historic two-year period of time, Jones was involved in signing five Cowboys stars to the most lucrative contracts ever paid for individual players at their respective positions. Between September of 1993 and September of 1995, Jones helped orchestrate contract agreements that made Cowboys running back Emmitt Smith, quarterback Troy Aikman, fullback Daryl Johnston, wide receiver Michael Irvin and cornerback Deion Sanders the highest paid NFL players to ever play their positions at the time of their signings.

In the summer of 1992, Stephen Jones was the key figure in the negotiation and signing of 13 veteran contracts - enabling the Cowboys to start the season with a complete roster en route to their run to the Super Bowl XXVII title.

In April of 1991, Jones was part of a Dallas college draft effort that saw the Cowboys select 17 players - all of whom were signed to contracts prior to the start of training camp in July. In addition, 14 of the 17 players drafted by Dallas in '91 went on to earn roster spots in the NFL.

Entering his 11th year as a NFL executive, Jones has enjoyed a life-long association with the game of football.

A four-year letterman as a linebacker and special teams stand-out at the University of Arkansas, Jones was a starter for the Razorbacks in the Orange Bowl Classic that followed the 1986 season.

Prior to attending the University of Arkansas, Jones was also an all-state quarterback and a three-year starter at Catholic High School in Little Rock.

He graduated from Arkansas in 1988 with a degree in chemical engineering and went to work in the oil and gas business for JMC Exploration as an engineer.

On Feb. 25, 1989, Jerry Jones purchased the Dallas Cowboys and installed Stephen into a key front office position as one of three vice presidents with the club.

Jones is actively involved with the Young Presidents Organization. He also serves on the board of directors for the Kent Waldrep National Paralysis Foundation and the G.T.E./S.M.U. Athletic Forum.

Jones (6/21/64) was born and raised in Little Rock. He is married to the former Karen Hickman of El Dorado, Arkansas, and the couple has three daughters and a son: Jessica (8/24/92), Jordan (10/8/93), Caroline (4/4/97) and John Stephen, Jr. (4/19/99).





## Chan Gailey

### Head Coach

Florida

NFL: 12th Year ☆ Cowboys: 2nd



In 1998, Chan Gailey was able to accomplish something no other Dallas Cowboys head coach had done before him. The rookie head coach of the Cowboys not only won a division title in his first year on the job, but he became the first coach in NFC Eastern Division history to lead his team to a perfect, 8-0 record in division play.

Gailey's innovative offensive philosophy and fresh approach to the head coaching position in Dallas enabled the Cowboys to finish the season with a 10-6 record. Gailey's presence sparked tremendous change on the field, and his effective

style of leadership helped guide the Cowboys to a complete reversal of their 6-10 record from the previous year.

Success has been a companion of Chan Gailey's at every stop along his coaching career. With each challenge and opportunity, Gailey has displayed the character, consistency and performance of a winner. Those qualities, and a reputation for being one of the NFL's brightest and most innovative coaching minds, enabled Gailey to land in Texas as Jerry Jones' selection to become the fourth head coach in the 40 year history of the Dallas Cowboys.

On February 12, 1998, Jones introduced Thomas Chandler Gailey to the players, fans and followers of the Dallas Cowboys, and a new era in the storied history of the NFL's most widely followed franchise was underway.

Gailey's rise to prominence in the NFL was built upon a solid reputation as one of the league's most creative and productive offensive coaches. Gailey is also noted for being a consistent winner. In his 10 seasons as an assistant coach in the NFL, he appeared in four Super Bowls, six AFC Championship Games and helped his teams win seven division titles. In eight of the 10 seasons he was a NFL assistant, he was with a team that has had 10-or-more wins. In his 11 NFL seasons, Gailey's teams have been on the winning side of the field for exactly 110 regular season victories.

As an assistant with Pittsburgh (1994-97), Gailey was instrumental in developing the young offensive talent that helped the Steelers capture four consecutive AFC Central Division titles and appear in three AFC Championship Games in four years, including an AFC title and Super Bowl XXX appearance following the 1995 season. While free agency stripped the Steelers of Pro Bowl tight end Eric Green and guard Duval Love, as well as quarterback Neil O'Donnell, tackle Leon Searcy and wide receiver Andre Hastings – the team's leading receiver in 1996 – Gailey plugged in new players and kept the ball moving.

In two years as the Pittsburgh offensive coordinator, Gailey created one of the NFL's most potent running attacks. The 1997 Steelers led the NFL in rushing, rolling up 154.9 yards-per-game on the ground. That figure topped the 143.7 yards-per-game his 1996 offense produced on the ground, which was second in the NFL and the best output by a Pittsburgh running game since 1983. Running back Jerome Bettis finished the 1997 season as the NFL's third leading rusher with a career-high 1,665 yards and a 4.4 yard-per-carry average. That followed a 1996 season in which he rushed for 1,431 yards and 11 touchdowns.

Gailey's understanding of the professional passing game and his ability to develop quarterbacks were also evident during his time in Pittsburgh. Teams were unable to load up against the run when facing the Steelers in 1997 because of the rapid development of quarterback Kordell Stewart. A first-year starter in 1997, Stewart threw for 3,020 yards and 21 touchdowns, the most touchdown passes by a Steelers' quarterback since Terry Bradshaw threw 22 in 1981.

During his first two seasons in Pittsburgh (1994-95), Gailey served as the team's wide receivers coach. His star pupil was Yancey Thigpen, a player who entered the 1994 season with 10 career receptions in his first three years in the NFL. Thigpen showed his potential in 1994 when he recorded 36 catches for 546 yards and four touchdowns. The 1995 season, his second under Gailey, was his breakout year. On his way to Pro Bowl honors, Thigpen recorded a club-record 85 receptions for 1,307 yards and five touchdowns. During that 1995 season, Gailey was also instrumental in the creation of the "Slash" offensive package featuring rookie Kordell Stewart.





Gailey's other NFL experience came during a six-year stint (1985-90) as an assistant under former Dallas Cowboys' running back Dan Reeves at Denver. In his first season with the Broncos, Gailey served as a defensive assistant and special teams coach. The following year he moved to the offensive side of the ball, coaching the special teams and tight ends. Working under offensive coordinator Mike Shanahan, Gailey and the Broncos captured the AFC title and a berth in Super Bowl XXI. In 1987, he was in charge of the tight ends and wide receivers, overseeing The Three Amigos (Vance Johnson, Ricky Nattiel, Mark Jackson). Gailey took over the quarterback coaching duties in 1988 following the departure of Shanahan to the Raiders as head coach.

The 1989 season was Gailey's first as the Broncos offensive coordinator. The Broncos posted an 11-5 record, captured the AFC title and earned a berth in Super Bowl XXIV behind his offense. That squad finished sixth in the NFL in rushing behind rookie running back Bobby Humphrey, who ran for 1,151 yards. John Elway threw for 3,051 yards and 18 touchdowns in providing Denver a balanced attack. The 1990 offense saw Elway's passing numbers jump to 3,526 yards and Humphrey's rushing totals reach 1,202 yards.

The 1989-90 Broncos coaching staff featured Dan Reeves (Head Coach), Chan Gailey (Offensive Coordinator), Wade Phillips (Defensive Coordinator) and Mike Shanahan (Quarterbacks). All four of those men have since guided NFL teams to the playoffs as head coaches, including six Super Bowl appearances.

In addition to his accomplishments as a NFL assistant, Gailey has earned respect from his peers and proven himself as a productive head coach. In five seasons as a head coach, two years in the World League and three years in college, Gailey has posted a 36-18-1 record, good for a .664 winning percentage. In addition, he reached postseason play three times, capturing the NCAA Division II Championship at Troy State University in 1984.


Sandwiched between his two NFL tours of duty were head coaching stops in the World League with the Birmingham Fire (1991-92) and at Samford University (1993). While with the Fire, Gailey produced back-to-back playoff appearances while posting 5-5 and 7-2-1 records. Gailey is the first former World League (now NFL Europe) head coach to become a NFL head coach. In his one year at Samford, the Bulldogs went 5-6.

Gailey began his coaching career as a graduate assistant at his alma mater Florida from 1974-75. He then moved on to Troy State University, where he served as the secondary coach from 1976-78. That was followed by four years under Ken Hatfield at the Air Force Academy (1979-82), serving as a defensive assistant the first two seasons and the defensive coordinator his last two seasons.

Gailey returned to Troy State as head coach for the 1983-84 seasons. His 1984 team won the NCAA Division II National Championship, and he was honored as conference coach of the year. He joined the Denver Broncos following his championship season.

Chan Gailey was born on January 5, 1952 in Gainesville, Georgia. While growing up in Americus, Georgia, his Little League baseball coach was former Cowboys running back and current Atlanta Falcons head coach Dan Reeves. Gailey followed Reeves as a multi-sport star at Americus High School before attending the University of Florida on a football scholarship. Gailey was a three-year letterman at quarterback for the Gators (1971-73), and he graduated from Florida in 1974 with a degree in physical education.

Chan and his wife Laurie, a native of Americus, Ga., have two sons, Tate (11/15/75) and Andrew (10/15/79).






### CHAN GAILEY COACHING HISTORY


Year – Location	Record	Achievements
1974 – University of Florida (Graduate Assistant)	8-4	Lost Sugar Bowl
1975 – University of Florida (Graduate Assistant)	9-3	Lost Gator Bowl
1976 – Troy State University (Secondary)	8-1-1	Gulf South Conf. Champs
1977 – Troy State University (Secondary)	6-4	
1978 – Troy State University (Secondary)	8-2	
1979 – Air Force Academy (Secondary)	2-9	
1980 – Air Force Academy (Secondary)	7-4	
1981 – Air Force Academy (Defensive Coordinator)	4-7	
1982 – Air Force Academy (Defensive Coordinator)	8-5	Won Hall of Fame Bowl
1983 – Troy State University (Head Coach)	7-4	
1984 – Troy State University (Head Coach)	12-1	NCAA Division II Champion
1985 – Denver Broncos (Special Teams/Defensive Ast.)	11-5	(2nd AFC West)
1986 – Denver Broncos (Special Teams/Tight Ends)	11-5	(1st AFC West)
		AFC Champ (Lost SBXXI)
1987 – Denver Broncos (Tight Ends/Receivers)	10-4-1	(1st AFC West)
		AFC Champ (Lost SBXXII)
1988 – Denver Broncos (Quarterbacks)	8-8	(2nd AFC West)
1989 – Denver Broncos (Offensive Coord./Receivers)	11-5	(1st AFC West)
		AFC Champ (Lost SBXXIV)
1990 – Denver Broncos (Offensive Coord./Receivers)	5-11	(5th AFC West)
1991 – Birmingham Fire (Head Coach)	5-5	Lost First Round Playoff
1992 – Birmingham Fire (Head Coach)	7-2-1	Lost First Round Playoff
1993 – Samford University (Head Coach)	5-6	
1994 – Pittsburgh Steelers (Receivers)	12-4	(1st AFC Central)
		Lost AFC Championship
1995 – Pittsburgh Steelers (Receivers)	11-5	(1st AFC Central)
		AFC Champ (Lost SBXXX)
1996 – Pittsburgh Steelers (Offensive Coordinator)	10-6	(1st AFC Central)
		Lost Second Round Playoff
1997 – Pittsburgh Steelers (Offensive Coordinator)	11-5	(1st AFC Central)
		Lost AFC Championship
1998 – Dallas Cowboys (Head Coach)	10-6	(1st NFC East)
		Lost First Round Playoff

#### Record as a coach:

College assistant record (nine seasons)	60-39-1
College Head Coach record (three seasons)	24-11-0
World League Head Coach record (two seasons)	12-7-1
NFL assistant record – regular season (10 seasons)	100-58-1
NFL assistant record – postseason	11-7-0
NFL Head Coach record – regular season (one season)	10-6-0
NFL Head Coach record – postseason	0-1-0
Career Total (25 seasons)	217-129-3







## Joe Avezzano

### Special Teams

Florida State

NFL: 10th Year ☆ Cowboys: 10th Year



Consistency, big plays and an ability to positively affect the outcome of games have characterized the Cowboys special teams under Joe Avezzano's direction. Since Avezzano joined the Cowboys in 1990, Dallas' special team units have consistently finished near the top of NFL rankings in all four major kicking game categories – punt return average, kickoff return average, punt coverage and kickoff coverage. The Cowboys have also established a well-deserved reputation for making the big play. Since 1990, Avezzano's units have been responsible for 16 blocked kicks. Moreover, in the last eight seasons, Deion Sanders (3), Kevin Williams (3) and Kelvin Martin (3) have combined to return nine punts for touchdowns. Avezzano's efforts and excellence have not gone without notice. In his nine seasons with the Cowboys, he has been named the NFL's Special Teams Coach of the Year three times (1991, 1993, 1998) based on a vote of the NFL's special teams coaches. Avezzano is the only three-time winner of the award.

Dallas closed out the 1998 season as one of only two teams in the NFL to be ranked in the top 12 in all four major kicking game categories, a feat that helped Avezzano win his third Special Teams Coach of the Year award. Avezzano's units led the league in kickoff coverage for the second straight season (18.5 yards-per-opponent's return), while finishing third in punt coverage (6.2), fourth in punt return average (12.6) and 12th in kickoff return average (23.4). Deion Sanders, despite missing five games, led the league in punt return average (15.6) while returning two punts for touchdowns. Punter Toby Gowin set a club record by placing 31 punts inside the opponent's 20-yard line, and kicker Richie Cunningham tied for fifth in the NFL with 127 points scored. In addition to Cunningham, Dallas' special teams accounted for 30 points (four touchdowns, one safety) on the year.

At the conclusion of the 1997 season, the Cowboys were one of just three teams in the NFL to be ranked in the top 13 in the four major kicking game categories. Dallas led the NFL in kickoff coverage (18.0 yards-per-opponent's return), while ranking fourth in kickoff return average (24.1), 11th in punt return average (10.9) and 13th in punt coverage (9.1). First year placekicker Cunningham, who earned All-Pro honors from the Associated Press, finished the season second in the NFL in scoring, while also compiling a streak of 18 straight successful field goal attempts.

In 1996, Herschel Walker sparked Dallas with five kickoff returns of 49 yards-or-more to rank second in the NFL in kickoff return average (28.9). As a unit, the Dallas kickoff return team ranked fourth in the NFL, while the Cowboys punt coverage finished eighth and kickoff coverage placed seventh. Jim Schwantz finished the year with 32 kicking game tackles and became the first Cowboy since Bill Bates (1984) to be selected to the Pro Bowl as a special teams player.

On the road to a Super Bowl XXX title in 1995, the Cowboys ranked fourth in the NFL in punt return average with an 11.1 yards-per-return mark, while also finishing seventh in the NFL in kickoff coverage, limiting opponents to 19.5 yards-per-kickoff return.

In 1994, the Cowboys led the NFL in team kickoff return average, and Kevin Williams ranked fourth in the NFL in individual kickoff return average (26.7). Williams also became the first Cowboy ever to return a kickoff and a punt for a touchdown in the same season.

In the Super Bowl XXVIII season of 1993, the Cowboys were the only team in the NFL to finish the regular season with a Top 10 ranking in all four major kicking game categories. Dallas' special teams finished seventh in kickoff returns, ninth in opponents kickoff returns, ninth in punt returns and second in opponents punt returns, helping Avezzano earn Special Team Coach of the Year honors for the second time.

Avezzano won his first NFL Special Teams Coach of the Year award after the 1991 season when the Cowboys led the NFL in points scored on special teams with 20 and in kickoff return average with a 21.7 mark. Also, for the first time in the same season in team history, Dallas placed a player in the top three in the league in both punt return average and kickoff return average.

Before coming to Dallas, Avezzano coached the offensive line at Texas A&M for four seasons (1985-88), during which time the Aggies won three Southwest Conference titles and two Cotton Bowls. During his tenure at Texas A&M, he groomed six All-Southwest Conference picks, including All-Americas Richmond Webb and Doug Williams. Four of his charges were selected in the NFL Draft, three of those (Webb, Williams and Jerry Fontenot) in the first three rounds.





Avezzano took on the additional duties of offensive coordinator in 1988 when sophomore running back Darrin Lewis finished second in the nation in rushing and earned first-team All-America honors. Before joining the Aggies, Avezzano spent five seasons as head coach at Oregon State (1980-84). From 1977-79, he served as offensive coordinator at Tennessee, and he was the offensive line coach at Pittsburgh (1973-76), helping the '76 Panthers to the national title.

Avezzano began his coaching career at Washington High School in Massillon, OH, in 1967. He then coached at Florida State before joining Iowa State in 1969.

Born in Yonkers, NY (11/17/43), Avezzano grew up in Miami where he played football at Jackson High School. After starring at guard for Florida State, Avezzano was drafted by the Boston Patriots. Joe and wife Diann have a son, Anthony, who just finished his eligibility as a varsity basketball player at Midwestern State University – the site of the Cowboys summer training camp.

Avezzano is very active in support of the Special Olympics, both on the local and national levels. He has served as the host to a special Dallas Cowboys autograph event that annually raised over \$100,000 for Special Olympics.

**Joe Avezzano** – Born November 17, 1943, Yonkers, NY. Guard Florida State 1961-65. Pro center Boston Patriots 1966. College coach: Florida State 1968, Iowa State 1969-72, Pittsburgh 1973-76, Tennessee 1977-79, Oregon State 1980-84 (head coach), Texas A&M 1985-88. Pro coach: joined Dallas in 1990.



## Bill Bates

### Special Teams/ Defensive Assistant

Tennessee

NFL: 2nd Year ★ Cowboys: 2nd Year



One of the most popular and productive players in the history of the Dallas Cowboys franchise, Bill Bates continues his 17-year association with the team as a member of the coaching staff. Bates made the transition from active player to assistant coach during the team's 1998 training camp, and his responsibilities include extensive work with both the secondary and special teams.

His impact on the coaching level paid immediate dividends on special teams as the Cowboys finished the 1998 season as one of only two NFL teams to be ranked in the top 12 of all four major kicking categories.

One of the NFL's true success stories, Bates' distinguished career was characterized by persistence and an ability to overcome the odds. Starting in 1983 when he made the team as a long-shot rookie free agent, he immediately became a visible figure on the field with his ferocious special teams play. His production on the field as a special teams stand-out helped propel the NFL into adding a spot on the Pro Bowl teams for special teams coverage players.

A three-year starter at safety (1986-88), Bates was named the Cowboys special teams captain in 1990 – a title he held proudly through the three Super Bowl seasons of the '90s. He finished his career with 701 tackles, and he shares the club record for years of service (15) with Mark Tuinei and Ed Jones. Bates also played in 217 regular season games, a figure that is second only to Jones (224) in club annals.

A tremendous competitor right up until his retirement as an active player, Bates topped the 20-tackle barrier on special teams in seven of his final 10 seasons. The 1997 season – his final year as a player – also marked the seventh time in the previous nine seasons that he finished either first or second on the team in special teams tackles.

As a safety, and later as a middle linebacker in nickel packages, Bates collected 14 career interceptions, including a fourth quarter theft in Chicago in the 1991 NFC Wild Card Game that helped nail down the Cowboys first playoff victory in nine years. Bates was the first NFL player selected to the Pro Bowl based on special teams coverage ability, representing the NFC in that capacity in 1984.

Bates was a four-year starting safety at the University of Tennessee. He intercepted nine passes and recovered six fumbles in his career and was named second-team All-Southeastern Conference his junior and senior seasons.

William Frederick Bates was born and raised in Knoxville, Tenn., where he starred in football, basketball and as a sprinter on the track team at Farragut High School. He was all-state in football and basketball. A 1985 NFL Man of the Year finalist, Bill supports the United Way, the Boys Clubs, the Special Olympics, the March of Dimes and other non-profit orga-



nizations. The Bill Bates Foundation was established in 1996 to aid various Metroplex charities. He serves as honorary chairman of the annual Wednesday's Child golf tournament benefiting Dallas-area orphans and of the Keystone Academy golf tournament for the learning disabled. Bill is also active in Fellowship of Christian Athletes.

He and wife Denise, a fashion model, live in Dallas. Bill was named the winner of the Bob Lilly Award in 1990, 1991, 1993 and 1994. The Bill Bates Cowboy Ranch, north of Dallas, has been the setting for annual Cowboys pep rallies that have drawn thousands of fans in each of the Cowboys last five playoff trips. The Bates Ranch is also a popular site for several corporate and private outings within the Dallas community. The Bates family includes triplets Graham William, Brianna Gail and Hunter James (5/24/89), Tanner Forest (2/18/91) and Dillon Timothy (7/5/95).

**Bill Bates** – Born June 6, 1961, Knoxville, TN. Safety University of Tennessee 1979-82. Pro Safety Dallas 1983-97. Pro coach: joined Dallas in 1998.



## Jim Bates

**Assistant Head Coach/  
Defensive Line**

**Tennessee**

**NFL: 9th Year ★ Cowboys: 4th Year**



Jim Bates enters his fourth season with the Cowboys in 1999 and his second as assistant head coach/defensive line. After two seasons working with the Dallas linebackers, Bates took over the defensive line in 1998 and continued his work preparing talented young rookies for action.

In his first season with the defensive line, Bates took Kavika Pittman and first-round draft choice Greg Ellis and developed them into a quality young tandem in their first year as starters. Ellis became the first defensive end to start as a rookie for Dallas since Bob Lilly in 1961, and Pittman led the team with six sacks in his first season as a starter. Bates placed these two young ends outside veteran defensive tackles Chad Hennings and Leon Lett, giving Dallas the benefit of a veteran presence on the inside. Following the season, Lett garnered his second Pro Bowl selection for a year that saw him tie his career-highs with four sacks and seven tackles behind the line of scrimmage. Hennings came on in 1998 to post the second best tackle total of his career with 55. To top things off, rookie Michael Myers stepped into the fray the last two games of the season when Pittman was out with a hamstring injury and finished the season with three sacks.

Bates' work with the Dallas linebackers in 1996 and 1997 was instrumental in effectively meshing new veterans with inexperienced rookies while improving the club's overall NFL defensive ranking from third in 1996 to second in 1997. The Cowboys also allowed just 20 touchdowns in 1996, the second lowest figure in the NFL.

In 1996, Randall Godfrey worked his way into the starting lineup midway through his rookie season at strongside linebacker. In 1997, Bates added the name Dexter Coakley to the vocabulary of offensive coaches around the league. As a rookie, Coakley had an outstanding season under Bates' tutelage, earning all-rookie honors while leading all NFL rookies in tackles with 136 – a Dallas rookie record. At the same time, Godfrey finished his second season in the NFL with 149 tackles, good for second on the team.

Bates, who is entering his 29th year of coaching, has worked as an assistant at every defensive position, a defensive coordinator and a head coach in the United States Football League. In 1995, Bates was the secondary coach for the Cleveland Browns, his second tour of duty with the Browns after serving as the team's linebackers coach in 1991 and the defensive ends coach in 1992-93. Under his guidance, the 1992 club established a Browns' record with 48 sacks on the year, and the following season, his group came back and tied that mark with 48 more. His secondary intercepted 17 passes in 1995, good for third in the AFC in that department. In 1994, Bates left Cleveland to serve a one year stint as the defensive coordinator with the Atlanta Falcons, where his secondary intercepted 22 passes – good for fourth in the NFL.

Subsequent to joining the NFL in 1991, Bates was the defensive coordinator/secondary coach at the University of Florida in 1990, where his Gator defense ranked fifth in the nation in total yards allowed. In 1989, he was the linebackers coach at Tennessee, where the Volunteers were co-champions of the Southeastern Conference and Cotton Bowl champions.

Prior to joining the Browns, Bates earned pro coaching experience with stops in the USFL and the Arena Football League. He was the defensive coordinator for the San Antonio





Gunslingers in 1984, and in 1985 he was promoted to head coach. In 1986, Bates served as the defensive coordinator for the Arizona Outlaws. In 1988, he was an assistant coach with the Detroit Drive of the AFL.

Bates spent six years (1978-83) as the secondary coach and defensive coordinator at Texas Tech. In 1977, he tutored the secondary at West Virginia. Bates coached linebackers at Kansas State in 1975 and 1976. At Villanova in 1973, he was the offensive line coach and served as linebackers coach the following season.

Bates spent the 1972 season coaching freshmen at Southern Mississippi. Prior to that, he was a graduate assistant at his alma mater, Tennessee (1968), and the head coach at Sevier County, Tenn., High School.

As a linebacker for the Vols, Bates played in the 1968 Orange Bowl, the 1966 Gator Bowl and the 1965 Bluebonnet Bowl. Bates graduated from Tennessee in 1969 with a degree in physical education. He is a 1964 graduate of Oxford, Mich., High School. Jim and wife Beverly live in Irving, Tex. He has two sons - James and Jeremy, a senior at Rice University - and one grandson.

**Jim Bates** - Born May 31, 1946, Pontiac, MI. Linebacker Tennessee 1964-67. College coach: Tennessee 1968, Southern Mississippi 1972, Villanova 1973-74, Kansas State 1975-76, West Virginia 1977, Texas Tech 1978-83, Tennessee 1989, Florida 1990. Pro Coach: San Antonio Gunslingers (USFL) 1984-85 (head coach 1985), Arizona Outlaws (USFL) 1986, Detroit Drive (AFL) 1988, Cleveland Browns 1991-93 and 1995, Atlanta Falcons 1994, joined Dallas in 1996.



## Dave Campo

### Defensive Coordinator

Central Connecticut State

NFL: 11th Year ★ Cowboys: 11th Year



In two of the four years that Dave Campo has directed the Dallas defense, the Cowboys have finished the year ranked among the NFL's top three units. In his 10 seasons in Dallas, Campo has been part of a defense that finished in the NFL's top 10 seven times. The 1998 defense, although ranked 18th in the NFL, closed the season by yielding 17.2 points per game - a figure that was third best in the NFL and tops in the NFC. The 1998 unit permitted fewer opponents' trips inside the 20-yard line (31) than any other team, and the Dallas defense also finished fifth in the NFL in third down conversion defense (32.9%). Following the divisional championship season of 1998, defensive tackle Leon Lett, cornerback Deion Sanders and safety Darren Woodson were all named to the Pro Bowl.

In 1997, Campo's group ranked second in overall defense in the NFL (allowing 282.3 yards-per-game), while leading the entire league in pass defense (157.6). Those numbers were even more impressive considering the fact that key players such as Lett, Sanders, Woodson and Chad Hennings missed a combined total of 23 starts. Sanders and Woodson earned Pro Bowl honors as prominent players in the NFL's best secondary.

In 1996, Campo's defense helped guide the Cowboys to a 10-6 finish and an unprecedented fifth straight NFC Eastern Division crown. During the '96 regular season, the Dallas defense was ranked first in the NFL for 11-of-16 weeks before closing the year ranked third (273.9 yards-per-game). The Cowboys pass defense finished the year ranked second in the NFL, permitting just 175.4 yards-per-game, while the Dallas rushing defense was 10th (98.5 yards-per-game). Dallas was also third in the NFL in limiting opponents to just 16.3 first downs-per-game. The Cowboys defense surrendered just 20 touchdowns (second best in the NFL), and, in four games, the Dallas defense kept its opponent out of the end zone. Three of Dallas' defensive starters, Sanders, Woodson and Tony Tolbert were named to the NFC Pro Bowl squad following the 1996 season.

In 1995, Campo directed the fortunes of the World Champion Dallas defense, which finished the season ranked third in the NFL in fewest touchdowns permitted with 32. Dallas also closed the year third in the NFL in fewest points allowed with an average of 18.2 points-per-game. Only seven NFL teams had more interceptions than the 19 registered by the Dallas defense, and the Cowboys returned four of those interceptions for touchdowns, tying the team record. With defensive stars such as Sanders, Kevin Smith, Charles Haley and Russell Maryland missing a combined 37 starts, the Cowboys still managed to finish the season ranked ninth in the NFL (fourth in the NFC) in total defense, allowing 315.3 yards-per-game. Dallas was 16th in the NFL in rushing defense (110.8) and eighth in pass defense (204.5).



Campo was elevated to the position of defensive coordinator on Jan. 24, 1995. Prior to becoming Dallas' third defensive coordinator since 1992, Campo directed the efforts of a secondary that had grown into one of the team's deepest and most productive units.

In 1994, while helping the Cowboys to the top defensive ranking in the NFL, the Dallas secondary enjoyed its most productive season in several years. While leading the NFL in total defense (269.6 yards-per-game), the Cowboys also led the NFL in pass defense (172 yards-per-game). All-Pro strong safety Woodson became the first Dallas defensive back to earn a starting Pro Bowl berth since Everson Walls (1985). Dallas finished the year tied for fourth in the NFL in interceptions with 22 - a figure that represented the most interceptions by a Cowboys club since 1987. In addition, Woodson led the team in interceptions with five - marking the fourth straight year that a different Cowboys defensive back had captured the individual interception lead.

In 1993, while directing the secondary of the Super Bowl XXVIII Champion Cowboys, Campo's group was led by cornerback Kevin Smith, who intercepted more passes (six) than any Dallas player since 1986. Also in '93, strong safety Thomas Everett became the first Dallas defensive back in seven seasons to be selected to the Pro Bowl.

Campo was hired by Dallas in 1989 after spending two years at the University of Miami as the secondary coach. At Miami, he helped the Hurricanes to a two-year record of 23-1 and a national title in 1987, while fine tuning the talents of the best defensive back in school history. Safety Bennie Blades was the 1987 Jim Thorpe Award winner (honoring the best collegiate defensive back) before being selected with the third pick in the NFL Draft by the Detroit Lions. Eight of Campo's Miami charges went on to sign NFL contracts.

Prior to joining Miami, Campo spent three seasons (1984-86) as part of a staff that turned Syracuse into a national championship contender.

He began his career at his alma mater, Central Connecticut State, where he spent the 1971-72 seasons. He then moved to Albany State (1973), Bridgeport (1974), the University of Pittsburgh (1975), Washington State (1976), Boise State (1977-79), Oregon State (1980), Weber State (1981-82) and Iowa State (1983).

In addition to starring at defensive back in college, David Cross Campo (7/18/47) twice earned All-East honors at shortstop at Central Connecticut State. In May, 1999, Campo was the commencement speaker at CCSU and was conferred an honorary doctorate in health and physical education. He attended Robert E. Fitch High School in Groton, Conn. He and wife Kay have six children - Angie, Eric, Becky, Tommy, Shelbie and Michael.

**Dave Campo** - Born July 18, 1947, New London, Conn. Defensive back Central Connecticut State 1967-70. College coach: Central Connecticut State 1971-72, Albany State 1973, Bridgeport 1974, Pittsburgh 1975, Washington State 1976, Boise State 1977-79, Oregon State 1980, Weber State 1981-82, Iowa State 1983, Syracuse 1984-86, Miami 1987-88. Pro coach: joined Dallas in 1989.



## George Edwards

### Linebackers

Duke

NFL: 2nd Year ★ Cowboys: 2nd Year



After eight years as a defensive coach in the college ranks, George Edwards logged his first NFL campaign as linebackers coach with the Cowboys in 1998. In his rookie season, Edwards saw all three of his starters top the 100-tackle plateau and finish second, third and fourth on the team in tackles.

Under Edwards' guidance, second-year starters Dexter Coakley and Randall Godfrey continued their improvement, with each posting 100-tackle seasons for the second consecutive year. Godfrey also added career-highs with three sacks and nine quarterback pressures.

Edwards spent the 1997 season as the defensive line coach at the University of Georgia, where the Bulldogs went 10-2, including a win over Wisconsin in the Outback Bowl, and finished the season ranked 10th in the final Associated Press poll. Along the way, the Georgia defense helped shut out Mississippi State 47-0, marking the first SEC shutout for the Dawgs since 1982.

In 1996, Edwards was the inside linebackers coach at Duke, his alma mater, as well as handling the responsibility of computer analysis. He joined the Blue Devils after four seasons at Appalachian State University, where he coached outside linebackers in 1992-93






before taking over responsibility for all linebackers in 1994-95. While at Appalachian State, he coached Coakley, a two-time Division I-AA National Defensive Player of the Year and an all-rookie selection as a third round draft choice of the Cowboys in 1997. During his four-year tenure, Edwards coached two All-America and five All-Southern Conference award winning linebackers. The Mountaineers posted a 32-17 record, including a 12-1 mark in 1995, and qualified for postseason play three times during his stint in Boone, NC.

Edwards began his coaching career working with linebackers as a graduate assistant under Steve Spurrier at the University of Florida in 1991-92. In his two seasons at Florida, the Gators were 19-4, capturing the Southeastern Conference title and a spot in the Sugar Bowl following the 1991 season.

A 1989 Duke graduate, Edwards earned four letters as a linebacker with the Blue Devils. He led the team with 116 tackles in his senior season, a year the Blue Devils tied for the Atlantic Coast Conference crown and made an appearance in the All-American Bowl. Named the most valuable linebacker in 1989, Edwards was an honorable mention All-ACC selection as a senior under Spurrier. He also served two seasons as special teams captain.

A native of Siler City, NC, Edwards was a three-time all-conference and all-county choice at Jordan-Matthews High School, and he was also an academic All-America pick as a senior. Edwards graduated from Duke with a political science degree and did post-graduate study at Florida. George and wife Jami live in Coppell, TX.

**George Edwards** – Born January 16, 1967, Siler City, N.C. Linebacker Duke 1985-89. College coach: Florida 1990-91 (graduate assistant), Appalachian State 1992-95, Duke 1996, Georgia 1997. Pro coach: joined Dallas in 1998.



## Wayne "Buddy" Geis



### Quarterbacks

**Lock Haven**

**NFL: 8th Year ★ Cowboys: 2nd Year**

Entering his second season in charge of the Cowboys quarterbacks, Buddy Geis will be looking for his trio to improve upon a 1998 performance that not only saw Dallas' overall quarterback rating rise to a level not seen since 1995 (87.2), but that produced the second fewest interceptions in franchise history and the lowest interception percentage in the NFL. With Troy Aikman as the focal point of the Cowboys passing game, Dallas quarterbacks have thrown only 54 interceptions in the past six years (9.0 interceptions-per-year) — fewest by any team in the NFL over that time span.

Despite missing five games with a fractured clavicle in 1998, Aikman threw only five interceptions, a career-low, while recording an 88.5 rating, the fourth highest of his career. His 1.59 interception percentage is the second lowest season percentage in team history, just behind his own 1.53% in 1993. Jason Garrett, who started five games while Aikman was out, finished the year 91-of-158 for 1,206 yards, five touchdowns and three interceptions, all career highs. The trio of Aikman, Garrett and Mike Quinn combined to throw only eight interceptions, the second fewest in club history and the fewest in the league. This low total allowed Dallas to lead the league with the lowest interception percentage in 1998 (1.69%).

Before coming to Dallas, Geis spent two years as offensive assistant/assistant quarterbacks coach with Indianapolis (1996-97). Colts quarterback Jim Harbaugh recorded the second and fifth best quarterback ratings of his career under Geis. Harbaugh's 86.2 rating in 1997 was the fifth best in the AFC, eighth best in the NFL and second highest of his career. In 1996, Harbaugh passed for 2,630 yards, the second highest yardage total of his career, while attempting 405 passes, the second most of his career, and throwing for 13 touchdowns, the third highest total of his career. Backup Paul Justin was 157-of-264 for 1,885 yards, seven touchdowns and five interceptions during Geis' two-year tenure.

Prior to joining the Colts, Geis was the offensive coordinator for the Canadian Football League's Memphis Mad Dogs in 1995. He was the offensive coordinator at Tulane (1994) and Duke (1993) after breaking into the NFL as the Green Bay Packers receivers coach under Lindy Infante from 1988-91.

Geis' star pupil with the Packers, Sterling Sharpe, reached 200 career receptions faster than any other receiver in Packers' history. Sharpe also became the first Packer since Don Hutson in 1945 to lead the NFL in receptions when he tallied 90 catches in his second year in the league (1989). Sharpe earned a spot on the NFC Pro Bowl squad in both 1989 and 1990. Under Geis' tutelage, Sharpe totaled 281 receptions for 4,280 yards and 23 touchdowns.

Geis was the Memphis State Tigers' offensive coordinator and quarterbacks coach (1986-87) prior to his stint with the Packers. He got his first pro coaching experience with the USFL's Jacksonville Bulls, joining Infante's staff as the receivers coach from 1984-85. He first worked with



Infante while coaching at Tulane (1977-82) after a stop at Arizona (1974-76). Geis started his coaching career at Altoona, PA, High School from 1971-73.

He saw action as a freshman wide receiver at Northern Arizona before transferring to Lock Haven University and earning a degree in health and physical education. He earned a master's degree in education administration at Arizona.

Buddy and wife Jere have two children; Adam and Jeni.

**Buddy Geis** – Born Sept. 16, 1946, Altoona, PA. Wide Receiver Northern Arizona 1965. College coach: Arizona 1974-76, Tulane 1977-82, 1994, Memphis St. 1986-87, Duke 1993. Pro coach: Jacksonville Bulls (USFL) 1984-85, Green Bay Packers 1988-91, Memphis Mad Dogs (CFL) 1995, Indianapolis Colts 1996-97, joined Dallas in 1998.



## Steve Hoffman

### Kickers/Quality Control

Dickinson College

NFL: 11th Year ★ Cowboys: 11th Year



Steve Hoffman has developed an outstanding reputation around the NFL for his ability to identify and develop young kickers and punters. His challenges over an eight-year NFL coaching career have been highly visible, and his results have been obvious and impressive.

Since joining the Cowboys in 1989, Hoffman has recruited four rookie or first-year free agent placekickers to the Cowboys. All four of those players – Ken Willis, Lin Elliott, Chris Boniol and Richie Cunningham – kicked at least 18 field goals in their first NFL season. Punters John Jett and Toby Gowin also came to the Cowboys via the rookie free agent route, and Hoffman helped develop Jett into a four-year veteran who performed consistently for two Super Bowl Championship clubs in Dallas.

From the perspective of providing offensive punch, the Dallas placekicking numbers are as impressive as any in NFL history. Over the last five years, with four different placekickers, the Cowboys have connected on 164-of-188 field goal attempts for a success rate of 87.2% – including playoffs and two Super Bowls.

Hoffman's expertise in developing battle-ready kicking specialists was no more evident than in 1997, when he introduced Cunningham and Gowin to the pressures of performing in the NFL. Cunningham responded to the challenge by hitting 34 of his first 37 career field goal attempts, including a mid-season streak of 18 straight successful attempts. After finishing the 1997 season as the NFL's second leading scorer with 126 points, Cunningham was named first-team All-Pro by the Associated Press and *The Sporting News*.

Gowin, who doubled as the Cowboys punter and kickoff man, turned in a season-long average of 41.8 yards, and his net average of 35.4 was second best among all NFL rookie punters. His kickoffs averaged 66.6 yards and he registered 12 touchbacks.

Both Boniol and Jett departed the Cowboys following the 1996 season after very productive careers in Dallas. Boniol nailed his last 27 straight field goal attempts in 1996, after hitting his last 25 in a row in 1995. He closed his three-year Cowboys career by hitting on 81-of-93 field goals (87.1%), while Jett crafted a four-year average of 41.9 yards-per-punt.

As a rookie in 1994, Boniol hit on 22-of-29 field goal attempts (75.9%) to set a team record for field goal percentage by a rookie. In 1995, Boniol hit on 27 of his 28 field goal attempts (a team record 96.4% and the second best mark in NFL history), and he also scored 127 points to establish a club-record for points by a kicker.

In 1993, Hoffman introduced free agent punter John Jett to the NFL, and the newcomer responded by finishing the year ranked third in the NFL in net punting average (37.7).

Hoffman discovered a pair of rookie free agent placekickers in 1990 and 1992, and each went on to establish Dallas records for scoring by a rookie. In 1990, Ken Willis set the mark with 90 points, and in 1992, rookie Lin Elliott shattered that standard by scoring 119 points.

After joining the Cowboys as kicking coach in 1989, Hoffman added quality control duties in 1990. He currently coordinates computer scouting of Cowboys future opponents on video tape, while providing internal analysis of the Cowboys own tendencies and productivity.

From 1985-87, Hoffman oversaw kickers at the University of Miami, where one of his charges was Jeff Feagles, an 11-year pro who punted for Arizona last season. Hoffman also was a top instructor for Ray Pelfrey's kicking camps, where his students included Barry Helton, who booted for the L.A. Rams, and Brian Hansen, the Saints' all-time leading punter.

Hoffman spent two springs in Italy as offensive coordinator of the Bellusco Seahawks (1987) and Rho Blacknights (1988). In the fall of 1988, he coached at Sunset H.S. in Miami.

In 1983, Hoffman punted for the Washington Federals of the USFL. He also went to training camp with the Redskins in 1981 and 1983, Seattle in 1984 and New Orleans in 1985.





Born in Camden, NJ (9/8/58), Hoffman starred in baseball and football at York Suburban High School in York, PA. He earned All-Mid-Atlantic Conference honors at Dickinson College, where he played quarterback, running back and wide receiver while handling the punting duties. Hoffman earned a Bachelor of Arts degree in economics from Dickinson and a Master of Science in sports administration from St. Thomas (Fla.). He met his wife, Raffaella, while coaching in Italy, they now reside in Coppell, TX, with their daughter, Micaela (10/18/95), and son, Lucas (5/29/97).

**Steve Hoffman** – Born September 8, 1958, Camden, NJ. Quarterback-running back-wide receiver Dickinson College 1979-82. Pro punter Washington (USFL) 1983. College coach: Miami 1985-87. Pro coach: joined Dallas in 1989.



## Hudson Houck

### Offensive Line

Southern California

NFL: 17th Year ★ Cowboys: 7th Year



Hudson Houck has molded the Cowboys offensive line into one of the top units in league history in his six seasons with Dallas. During his tenure, the Cowboys offensive line has surrendered just 144 sacks (1.5 per game) while guiding the offense to top eight rankings in total offense four of his six seasons. Dallas is one of only three teams in the NFL to have allowed fewer than 40 sacks in each of the last six seasons and the only team to have surrendered fewer than 20 sacks multiple times (three). Prior to Houck's arrival in Dallas, the Cowboys had allowed fewer than 30 sacks in a 16-game season only once in franchise history (23 - 1992). Dallas has accomplished that feat five times during Houck's tenure. The 144 sacks allowed from 1993-98 were the fewest in the NFL - Miami is second with 160. The Dallas line has led the NFC in fewest sacks allowed in four of Houck's six seasons. During his 16-year NFL career, his lines have also helped running backs produce six NFL rushing titles and 14 1,000-yard rushing seasons.

While with Dallas, six different offensive linemen have landed in the Pro Bowl at least two times each: Nate Newton (five appearances), Larry Allen (four), Erik Williams (three), Ray Donaldson (two), Mark Stepanoski (two) and Mark Tuinei (two). In all, six linemen have made 18 trips to the Pro Bowl in the last six years, a total no other NFL team can match.

Last season, Houck moved Allen from right guard to left tackle, changed starting centers from Clay Shiver to first-year man Michael Kiselak at mid-season and had to rely on rookie Flozell Adams, a second round draft pick out of Michigan State, at right guard for most of the year. Despite these changes, Dallas' offensive line led the NFL in fewest sacks allowed (19) and finished second in the league in fewest yards lost by sack (110). The 19 sacks allowed tied the second lowest figure in club history (1996) and was one shy of tying the team record for fewest sacks in a season (18 - 1995). With this protection, Troy Aikman threw a career-low five interceptions, and Emmitt Smith rushed for over 1,000 yards (1,332) for the eighth consecutive year. Left tackle Allen and left guard Newton each earned a trip to Hawaii to play in the Pro Bowl following the season. Allen became just the third player in league history to be selected to the Pro Bowl at more than one offensive line position during his career (selected at guard from 1995-97).

In 1997, Houck was faced with incorporating Shiver, a first-year starter at center, into the lineup. He also lost Pro Bowlers Tuinei, Williams and Newton at various times during the season. Despite constant turnover, Smith topped the 1,000 yard rushing mark for the seventh consecutive season, and for the third straight year, Aikman was healthy and able to start all season. Following the season, Allen and Williams each made their third appearance in the Pro Bowl.

Houck's 1996 squad equaled the feat of the 1995 group by sending a club-record four members to the Pro Bowl. Allen, Donaldson, Newton and Williams represented Dallas in Hawaii, and along with Tuinei, allowed just 19 sacks on the year, fewest in the NFL and one shy of the club record that same group established in 1995 with 18 sacks allowed.

The 1995 squad first established a club record when four members, Allen, Donaldson, Newton and Tuinei, were selected to the Pro Bowl. The line established a club record by allowing just 18 sacks, the second fewest allowed in the NFL in 1995. Also in 1995, Houck's line led Smith to his fourth NFL rushing title in five years, a NFL record 25 rushing touchdowns and a club record 1,773 yards rushing.

The pass protection marks set by the 1994 squad were done despite losing All-Pro tackle Williams to injury seven games into the season. Houck placed a rookie Allen, a sec-



ond-round draft choice from Sonoma State, in Williams' spot at right tackle. Allen went on to start 10 games for Dallas and earned consensus All-Rookie honors. The line once again led the NFC in fewest sacks allowed (fourth in the NFL) at 20.

During his first season in Dallas, the offensive line allowed just 29 sacks, the fewest number of sacks in the NFC and the third fewest in the NFL. At the same time, Emmitt Smith grabbed his third straight NFL rushing title - only the fourth player in league history to accomplish that feat - while averaging 5.3 yards-per-carry. The Pro Bowl selection of Newton, Stepnoski and Williams after the season marked the first time in club history that three offensive linemen had represented the team in Hawaii.

Prior to coming to Dallas, Houck spent 1992 coaching the offensive line for the Seattle Seahawks. His group of linemen opened holes that allowed Chris Warren to rush for 4.6 yards-per-carry and 1,017 yards, the fifth 1,000-yard rushing season in club history and the first in Seattle since 1988.

Before joining Seattle, he spent nine years coaching the offensive line for the L.A. Rams. From 1983 to 1991, no team sent more offensive linemen to the Pro Bowl than the Rams. In all, five Rams' linemen made twenty-one trips to Hawaii, including Jackie Slater (seven trips) and Doug Smith (six).

The excellence of the offensive line translated into a 1,000-yard rusher in seven of Houck's nine seasons with the Rams, including four NFL rushing titles in the five years from 1983-87. Running the ball wasn't the Rams only offensive weapon, as Jim Everett passed for more yards from 1989-91 than any other quarterback in the NFL. Because of the pass protection provided by the offensive line, Everett did not miss a start from 1988-91.

Houck began a 16-year collaboration with John Robinson in 1976 at his alma mater, the University of Southern California. During his tenure at USC, Houck served as offensive line coach, guiding a group that would open holes for Heisman Trophy winners Charles White and Marcus Allen. While at USC, seven of Houck's offensive linemen went on to achieve All-America status and play in the NFL: Marvin Powell (Jets), Pat Howell (Oilers), Brad Budde (Chiefs), Keith Van Horne (Bears), Roy Foster (Dolphins/49ers), Bruce Matthews (Oilers/Titans) and Don Mosebar (Raiders).

Houck graduated from USC after playing three seasons as a center from 1962-64, including the Trojans' 1962 national championship team. He began his coaching career as an assistant at Crescenta Valley, CA, High School in 1966. He served two years in the United States Army from 1967-68 before returning to Crescenta Valley in 1969. From 1970-71, he served his first stint as an assistant at USC before moving on to coach the offensive line at Stanford from 1972-75.

Houck (1/7/43) attended Eagle Rock High School in Los Angeles, CA. Hudson has a grown son, Troy. His wife Elsie has two grown children, Scott and Holly.

**Hudson Houck** - Born January 7, 1943, Los Angeles, CA. Center Southern California 1962-64. College coach: Southern California 1970-72, 1976-82, Stanford 1973-75. Pro coach: Los Angeles Rams 1983-91, Seattle Seahawks 1992, joined Dallas in 1993.



## Jim Jeffcoat

### Assistant Defensive Line

Arizona State

NFL: 2nd Year ★ Cowboys: 2nd Year



Entering his second year as the Cowboys' assistant defensive line coach, Jim Jeffcoat will continue the development of Dallas' young defensive ends - Kavika Pittman (fourth year), Greg Ellis (second), Michael Myers (second) and 1999 first-round draft choice Ebenezer Ekuban. Jeffcoat is teaching the young ends what he learned during his 15 years playing defensive end in the NFL, including 12 years in a Cowboys uniform.

Last season, Ellis became the first Dallas Cowboys rookie to start a season at defensive end since Bob Lilly in 1961. Ellis, who led all defensive linemen with 63 tackles, and Pittman (59 tackles) led four Dallas defensive linemen that finished the year with more than 50 tackles - Chad Hennings (55), Leon Lett (51). It marked the first time since 1990, when Jeffcoat was a member of the Dallas defensive line rotation, four linemen had recorded over 50 tackles in a season. Cowboys ends accounted for 17 of the teams' 34 sacks in 1998, with Pittman recording a team-high six and Ellis and Myers contributing three each. All totaled, Dallas' defensive line accounted for 22 sacks on the year. Ellis led the team with 22 quarterback pressures in 1998, followed by Lett (20), Pittman (16) and Hennings (13).





The rookie Ellis also finished second on the team behind Pro Bowl tackle Leon Lett (seven) with five tackles behind the line of scrimmage.

Jeffcoat joined the coaching ranks in 1998 after finishing his playing career with 102.5 career sacks, 745 tackles and 194 quarterback pressures. Jeffcoat played in 227 career games, which placed him among the top 40 players all-time in terms of number of games played. He spent the first 12 years of his career with Dallas after being selected in the first round of the 1983 NFL Draft, and he was a member of the Cowboys' teams that won Super Bowls XXVII and XXVIII. Jeffcoat has now played for or coached with all four head coaches in Cowboys team history.

During his 12 year stint with the Cowboys, Jeffcoat totaled 698 tackles, 94.5 sacks and 149 quarterback pressures. His best season in Dallas was 1989, when he finished with a career-high 100 tackles, a career-high 42 quarterback pressures, 11.5 sacks and a career-high three fumble recoveries. He registered five seasons with 70-or-more tackles and five seasons with 10-or-more sacks in Dallas. He tied the Cowboys team record for sacks in a game when he registered five sacks at Washington on Nov. 10, 1985.

Jeffcoat was a three-year starter at Arizona State University from 1980-82, where he earned All-PAC 10 and honorable mention All-America honors. He was inducted into the Arizona State Hall of Fame on Oct. 22, 1994 after being named to the all-time Fiesta Bowl team in 1991. Jeffcoat earned All-America football honors at Matawan, NJ, Regional High School while also lettering in wrestling.

Jeffcoat was awarded the New Jersey Sportswriter's Association Unsung Hero Award for his community service in 1991. He earned his bachelor's degree in communications and his Masters in Business Administration from ASU. He and wife Tammy have four children: Jaren (10/1/87), twins, Jackson and Jacqueline (12/26/90), and Jasmine (2/15/99).

**Jim Jeffcoat** – Born April 1, 1961, Cliffwood, NJ. Defensive End Arizona St. 1979-82. Pro Defensive End Dallas 1983-94, Buffalo 1995-97. Pro coach: joined Dallas in 1998.



## Joe Juraszek

### Strength and Conditioning

New Mexico

NFL: 3rd Year ★ Cowboys: 3rd Year

Joe Juraszek (pronounced jer-ASS-ick) joined the Dallas staff as the Cowboys strength and conditioning coach in February, 1997. Now in his third year, the players' respect and

admiration of his work is evident in the number of participants in his offseason conditioning program each spring.

Juraszek's hands-on approach stresses strength development, cardiovascular work, flexibility and speed work. He, along with assistants Blake Cundiff and Bennie Wylie, works with the players to tailor programs to individual player needs based on the player's input and their workout history. Juraszek, along with overseeing the strength and conditioning programs for the team, also works with the Cowboys medical staff implementing rehabilitation programs for injured players.

Juraszek came to Dallas after serving as the University of Oklahoma strength coach from 1993-96. He worked with three different coaching staffs during his four-year tenure at OU, and was faced with the daunting task of taking 1,000 cumulative pounds off the 1994 football team. Juraszek joined the Sooners after serving as the strength coach at Texas Tech University from 1987-92. He was a graduate assistant and then a full-time assistant strength coach for the Sooners from 1981-86.

He attended the University of New Mexico from 1976-81, where he played linebacker and defensive end for the Lobos while earning bachelor's degrees in Physical Education/Health and Economics. He added a master's degree in Economics while serving as a graduate assistant strength coach at Oklahoma.

A native of Chicago, IL (6/8/58), Juraszek and his wife, Camille, have a daughter, Nikki Jo, and a son, J.D.

**Joe Juraszek** – Born June 8, 1958, Chicago, IL. Linebacker/Defensive End New Mexico 1976-80. College coach: Oklahoma 1981-86, 1993-96, Texas Tech 1987-92. Pro coach: joined Dallas in 1997.



## Les Miles

### Tight Ends

Michigan

NFL: 2nd Year ☆ Cowboys: 2nd Year



In his first season as Cowboys tight ends coach, Les Miles was given the task of overseeing the development of a young and aggressive group. In recent history, the tight end has played an important role in the Dallas offense, and 1998 was no different.

David LaFleur, the Cowboys 1997 first-round draft choice, led the tight ends by moving into the starting line-up and recording 20 receptions for 176 yards and two touchdowns in 1998. Eric Bjornson became a big play threat in the passing game with 15 catches for 218 yards (14.5 yards per catch), including plays of 27, 31, 34 and 43 yards. Hayward Clay joined the team the first week of the season and added quality depth to the position, seeing action over the final four games of the season following LaFleur's knee injury.

Miles joined the Dallas staff after serving as Oklahoma State University's offensive coordinator for three seasons (1995-97). While in Stillwater, Miles improved the Cowboys offense from an average of 310.5 yards and 20.7 points-per-game in 1995 to 375.7 yards and 30.2 points in 1997 while making an appearance in the Alamo Bowl. In his second year, OSU averaged 390.5 yards-per-game, including 542 yards against Iowa State, 533 against Baylor and three other games with over 425 total yards.

Prior to joining the OSU staff, Miles was the offensive line coach for the Michigan Wolverines from 1987-94. During his eight-year stint with the Wolverines, he coached eight first-team All-Americans and 12 NFL draftees, including Steve Everitt, a first-round selection of the Cleveland Browns in 1993, and Joe Cocozzo, a third-round selection of the San Diego Chargers in 1993. The Wolverines played in five Rose Bowls and won an unprecedented five consecutive Big 10 titles while Miles oversaw the offensive line.

Miles was the offensive line coach for the Colorado Buffaloes from 1983-86 after serving as a Buffaloes' graduate assistant coach in 1982. With his offensive line leading the way, Colorado averaged 259.8 rushing yards-per-game in 1985 while scoring 23 rushing touchdowns. In 1986, the Buffaloes averaged 251.4 rushing yards with 26 rushing touchdowns, helping Colorado average 321.8 yards of total offense. Miles started his coaching career as a graduate assistant with Michigan from 1979-81.

Miles was a guard on the Wolverines offensive line from 1972-75, helping Michigan to three Big 10 co-championships and an Orange Bowl berth following the 1975 season. He earned a degree in economics from Michigan. Miles earned all-state honors in football at Elyria, OH, High School while also lettering in baseball and wrestling.

A native of Elyria, OH and a member of the Elyria Hall of Fame, Les (11/10/53) and wife Kathy have a daughter, Kathryn Ann, and two sons, Leslie Matthew and Benjamin Labarge.

**Les Miles** – Born Nov. 10, 1953, Elyria, OH. Guard Michigan 1972-75. College coach: Michigan (Graduate Assistant) 1979-81, Colorado 1982-86, Michigan 1987-94, Oklahoma State 1995-97. Pro coach: Joined Dallas in 1998.



## Dwain Painter

### Receivers

Rutgers

NFL: 12th Year ☆ Cowboys: 2nd Year



Dwain Painter enters his 12th season as a NFL assistant coach, his 32nd year in coaching, and his second season as the wide receivers coach for the Dallas Cowboys.

In 1998, four of Painter's receivers collected at least 330 receiving yards, marking the first time that a Cowboys wide receiving quartet had all topped 330 yards in a season since 1983. Michael Irvin (1,057) registered the seventh 1,000 yard receiving season of his 11-year career. He was followed by Billy Davis (691 yards), Ernie Mills (479) and Patrick Jeffers (330). Moreover, 1998 marked the first time since the 1960 season where wide receivers produced the team's top three reception totals for a season.





Painter came to Dallas after serving one season with the Super Bowl XXXII Champion Denver Broncos (1996). Denver marked Painter's second trip to the Super Bowl in the last five seasons as he helped guide the San Diego Chargers to the 1994 AFC Championship and a berth in Super Bowl XXIX.

In Denver, he coordinated the Broncos quality control effort for the defensive unit, while also assisting with Denver special teams units that finished among the NFL's top 15 in all four major kicking game categories.

Prior to joining the Broncos, Painter served as the Chargers' quarterbacks coach from 1994 to 1996 under Head Coach Bobby Ross. During his first season in San Diego, Painter helped Stan Humphries achieve a career high 17 touchdown passes and a quarterback rating of 81.6. Humphries led the '94 Chargers drive to the AFC title and their eventual meeting with the San Francisco 49ers in the first Super Bowl appearance in San Diego history. In 1995, Humphries blossomed into one of the NFL's premier big-play quarterbacks by throwing for 3,381 yards and 17 touchdowns.

During the 1992 and 1993 seasons, Painter was the wide receivers coach for the Indianapolis Colts. In 1993, Painter tutored the AFC's leading receiver, Reggie Langhorne, to career highs of 85 catches and 1,038 yards – the most catches ever by a Colts receiver in a single season.

Painter began his NFL coaching career in 1988 when he became the wide receivers coach of the Pittsburgh Steelers under Chuck Noll. He coached the Steelers wide receivers for four seasons (1988-1991), and during that time, he tutored Louis Lipps, one of the premier receivers in Steelers' history. Lipps finished his career with 6,018 receiving yards and 39 touchdowns.

Prior to his time in Pittsburgh, Painter coached for 17 years on the collegiate level. He joined the Steelers after serving the 1987 season as the offensive coordinator and quarterbacks coach at the University of Illinois (1987). While working with the Illini, Painter coached current Vikings quarterback Jeff George, who was a transfer in his redshirt season.

Painter entered the coaching profession as a head coach at Wall, NJ, High School in 1965. He was the offensive coordinator at San Jose State under DeWayne "Dewey" King in 1971. Painter then moved to the College of San Mateo (1973). He also coached quarterbacks and receivers under LaVell Edwards at Brigham Young (1974-75) and then landed the same role at UCLA (1976-78). He became the head coach at Northern Arizona in 1979, compiling a 16-17 record during his tenure (1979-81). Painter moved on to Georgia Tech (1981-85) and Texas (1986) as offensive coordinator and quarterbacks coach.

Painter was a quarterback and defensive back at Rutgers from 1960 to 1963 and was a member of the first undefeated football team (9-0 in 1961) in school history. He graduated from Rutgers with a bachelor's degree in physical education in 1964 and a master's in education in 1965.

Dwain Edward Painter was born on February 13, 1942, in Monroeville, PA. He pitched the first no-hitter in school history for Gateway High School in suburban Pittsburgh. He is married to the former Cathy Reinert of Pittsburgh. The Painter's have four children – Gary (7/5/63), Michael (4/8/66), Chrissy (9/17/69) and Doug (10/21/71) – and three grandchildren.

**Dwain Painter** – Born February 13, 1942, Monroeville, PA Quarterback-defensive back Rutgers 1961-64. College coach: San Jose State 1971-72, College of San Mateo 1973, BYU 1974-75, UCLA 1976-78, Northern Arizona 1979-81 (head coach), Georgia Tech 1982-85, Texas 1986, Illinois 1987. Pro coach: Pittsburgh Steelers 1988-91, Indianapolis Colts 1992-93, San Diego Chargers 1994-96, Denver Broncos 1997, joined Dallas in 1998.



## Clancy Pendergast

**Defensive Assistant/  
Quality Control**

**Arizona**

**NFL: 5th Year ★ Cowboys: 4th Year**



For the fourth year, Clancy Pendergast will serve the dual role of defensive assistant/quality control for the Cowboys. Pendergast oversees Dallas' defensive quality control by breaking down game film and compiling coaching reports on the offensive tendencies of Cowboy opponents. At the same time, he assists in preparing the Cowboys' linebackers, who consistently finish seasons at or near the top of Dallas' tackle charts.



The play of Dallas' linebackers in 1998 helped the Cowboys improve their run defense from 24th to 12th in the NFL. Dexter Coakley led the group with 127 tackles, second on the team, while tying for third on the team with a career-high eight passes defended. Fred Strickland finished third on the team with 117 stops, and Randall Godfrey totaled 115 tackles to finish fourth on the team. Godfrey also led the team with a career-high three forced fumbles, and finished fifth with a career-high nine quarterback pressures, the most by a non-lineman.


The Cowboys linebackers finished 1997 as the team's second, third and fourth leading tacklers. Godfrey led the group with 149 tackles and a career-high seven tackles behind the line of scrimmage. Third-round draft choice Coakley started all year at weakside linebacker and recorded 136 tackles, the club-record for tackles by a rookie. He also led the team with 10 tackles for losses.

In 1996, the Dallas linebackers helped improve the Cowboys' rush defense from 16th to ninth in the NFL. The linebackers were led by Strickland, who recorded a team and career-high 153 tackles. Pendergast worked closely with rookie draft pick Godfrey, helping him earn a starting spot at strongside linebacker by Game 11 against Green Bay (11/18/96). Godfrey finished with 31 tackles on the year. Broderick Thomas (65 tackles, 20 pressures and 4.5 sacks) started the year as the strongside linebacker before moving to defensive end.

Pendergast spent the 1995 season with the Houston Oilers as a defensive assistant and quality control coach. He joined the Oilers from Alabama-Birmingham, where he was named the tight ends coach in January of 1995. Prior to his short stint at UAB, Pendergast spent the 1993-94 seasons working with the tight ends and as an advance scout at Oklahoma. In 1992, Pendergast was a defensive assistant at Southern Cal. After earning his bachelor's degree from Arizona (1990), Pendergast worked the 1991 season as a graduate assistant at Mississippi State, helping with the receivers and working as an advance scout.

Pendergast (11/29/67) is a native of Phoenix, AZ.

**Clancy Pendergast** - Born November 29, 1967, Phoenix, AZ. College coach: Mississippi State 1991, Southern Cal 1992, Oklahoma 1993-94. Pro Coach: Houston Oilers 1995, joined Dallas in 1996.



## Tommie Robinson

### Offensive Assistant

Troy State

NFL: 2nd Year ★ Cowboys: 2nd Year



In his first year with the Cowboys, Tommie Robinson's work as an offensive assistant paid big dividends on the field as the Cowboys rebounded from a 6-10 record in 1997 to a 10-6 mark and a NFC East title in 1998. Along the way, the offense saw its NFL ranking rise from 20th in 1997 to eighth in 1998, and the club averaged 23.8 points per game - a figure that was ninth best in the league.

Although a newcomer to the Cowboys staff last season, Robinson was not a new face around the team, having spent the 1997 training camp with Dallas as a recipient of the Jerry Jones Minority Coaching Fellowship. While in camp, Robinson worked with Michael Irvin and the wide receivers. Robinson has also been to camp with the New Orleans Saints and St. Louis Rams.

Robinson joined the Cowboys in 1998 after one month on the staff at UNLV. He joined the Rebels after four seasons as wide receivers coach at Texas Christian University (1994-97), where he was part of the Horned Frogs 1994 Southwest Conference Co-Championship team that appeared in the Poulan Weedeater Independence Bowl.

Robinson left TCU with three of his former players among the school's all-time top ten in career receptions. Under his guidance, John Washington put together the fifth best receiving season in school history with 52 catches in 1995. Washington also finished his career with 135 receptions, the fourth best total in school history. Another Robinson pupil, Jimmy Oliver, set a school record for receiving yards in a game with 206 against Texas Tech in 1994.

Robinson joined TCU after two seasons as running backs coach at Utah State (1992-93), where he helped the Aggies capture the Big West Conference Championship and a Las Vegas Bowl win in 1993. His top runner was Abu Wilson, who finished his career as the leading rusher in school and conference history with over 3,900 yards.






Prior to Utah State, Robinson spent two years (1989-90) at his alma mater, Troy State, as linebackers coach, and then one year at the University of Arkansas in 1991. The Razorbacks went 6-6 and made an appearance in the Poulan Weedeater Independence Bowl that year.

After college, Robinson pursued professional football for a year before breaking into the coaching ranks at the high school level at Woodham H.S. in Pensacola, FL in 1986. He then moved to his hometown of Phenix City, AL, where he coached at Central H.S. in 1988.

Robinson was a three year starter in the secondary at Troy State University (1982-84), and he earned All-Gulf South Conference honors as a senior team captain of the 1984 Division II national championship team under head coach Chan Gailey.

A native of Phenix City (4/4/63), Robinson was a four-sport athlete at Central High School before entering Troy State. He earned his degree in psychology from Troy State in 1985. He and his wife, Lartonyar, have three children - sons, Dantrell (2/15/86) and Trey (8/30/97), and daughter, Towanda (4/11/93).

**Tommie Robinson** - Born April 4, 1963, Phenix City, AL. Defensive back Troy State 1981-84. College coach: Troy State 1989-90, Arkansas 1991, Utah State 1992-93, Texas Christian 1994-97, UNLV 1998. Pro coach: Joined Dallas in 1998.



## Clarence Shelmon

### Running Backs

Houston

NFL: 9th Year ★ Cowboys: 2nd Year



Tutoring top-flight running backs is nothing new to Clarence Shelmon, who joined the Cowboys in 1998 after six seasons working with the Seattle Seahawks' running backs. In Dallas, Shelmon is charged with the responsibility of guiding one of the NFL's most talented and experienced backfields. The Dallas trio of Emmitt Smith, Chris Warren and Daryl Johnston has been selected to a combined 12 Pro Bowls.

Shelmon's first season in Dallas produced solid results as Smith registered his highest single season rushing total (1,332) since 1995, and Warren compiled a team-leading 4.9 yards-per-carry rushing average. In Week Five at Washington (10/4), the Dallas ground game hit its stride as both Smith (120 yards) and Warren (104) topped the 100-yard rushing barrier, marking the first time a pair of Cowboy backs had eclipsed the century mark in the same game since 1978. By Week 11, the Cowboys were ranked second in the NFL in rushing with an average of 144.4 yards-per-game. The Dallas offense finished the year ranked eighth in the NFL in rushing at 125.9 yards-per-game, an improvement of nearly 25 yards per game over the previous year's average.

In his first year under Shelmon's tutelage, Smith continued to add to his brilliant career by surpassing several career milestones, most notably moving into the top spot on the Cowboys all-time rushing list (12,566) and becoming the NFL's all-time leader in career rushing touchdowns (125).

Shelmon's association with a solid running game has been evident in every stop of his coaching career. The Seahawks finished among the NFL's top five rushing teams in four of his last five seasons in Seattle. They didn't get there without the hard work of Shelmon, who took over the league's 20th ranked running game when he joined the club on Jan. 21, 1992 under Head Coach Tom Flores.

Shelmon inherited Warren, who had 24 rushing yards in his first two seasons, and helped turn him into a four-time 1,000 yard rusher (1992-95), a streak that was broken in 1996 due to injury. Warren bounced back in 1997 with 847 yards (4.2 yards-per-carry) and became the franchise's all-time leading rusher on the last carry of the season when he gained the 6,706th yard of his career, breaking Curt Warner's club mark of 6,705 career rushing yards. Warren's 1,545 yards and 4.6 yards-per-carry in 1994 led the AFC and set a franchise record. His 15 rushing touchdowns in 1995 also led the AFC and his 1,346 rushing yards that season ranks fourth in Seahawks history for a single-season. His 24 100-yard games is another record.

Shelmon was also responsible for the emergence of Lamar Smith, who was originally a third-round draft choice by Seattle. Smith rushed for 680 yards in 1996, a total that would have led six other teams, and averaged 4.2 yards-per-carry in 1997 with 392 yards on 91 attempts. At fullback, Shelmon utilized the talents of Mack Strong, who emerged as a starter in 1996 after signing as an undrafted free agent in 1993.



Shelmon entered the NFL in 1991 as the running backs coach with the Los Angeles Rams before moving on to Seattle in 1992.

Shelmon made the jump to the NFL from the University of Southern California, where he spent four years (1987-90) as the running backs coach. At USC, Shelmon aided in the development of standout running backs Aaron Emanuel, Ricky Ervins and Leroy Holt. In 1989, Shelmon guided Ervins to the Pac-10 rushing title with 1,395 yards. Holt also gained All-America honorable mention and All-Pac 10 honors. In 1988, Holt captured All-Pac 10 honors, while in 1987, tailback Steven Webster ran for 1,109 yards while garnering All-America honorable mention and All-Pac 10 accolades. During Shelmon's tenure, the Trojans made three consecutive Rose Bowl appearances, including a 17-10 victory over Michigan in 1990.

Before joining the Trojans, Shelmon handled the running backs at Arizona from 1984-86. While with the Wildcats, Shelmon helped develop running backs Vance Johnson, who later starred as a wide receiver for the Denver Broncos, and David Adams, who finished his career as the No. 3 rusher in Arizona history.

In all, eight of his backs earned All-Pac 10 honors, including two conference rushing champions and one second place finisher, during his seven years in the Pac-10.

He began his coaching career in 1975 as a graduate assistant at Houston from 1975-76. Following a year of coaching at Carroll High School in Corpus Christi, Tex., Shelmon spent three seasons at Army (1978-80), where he coached tight ends and running backs. He then moved to Indiana University for three seasons (1981-83) as running backs coach.

Born in Bossier City, La., on Sept. 17, 1952, he attended Airline High School before moving to the University of Houston, where he was a two-year letterman as a running back. Shelmon graduated with a B.S. degree in Education. He attended Long Island University working towards a Master's Degree in Guidance and Counseling.

Clarence's wife, Nancy, lives and works in Los Angeles.

**Clarence Shelmon**— Born September 17, 1952, Bossier City, LA. Running back Houston 1971-75. College coach: Houston, 1975-76 (graduate assistant), Army 1978-80, Indiana 1981-83, Arizona 1984-86, Southern California 1987-90. Pro coach: Los Angeles Rams 1991, Seattle Seahawks 1992-97, joined Dallas in 1998.



## Mike Zimmer

### Defensive Backs

Illinois State

NFL: 6th Year ★ Cowboys: 6th Year



In five years guiding the Cowboys secondary, Mike Zimmer has helped turn Dallas' pass defense into one of the league's best. Since 1994, the Cowboys have surrendered, on average, 186.2 passing yards-per-game, the second lowest figure in the NFL over that time span (Philadelphia - 181.7). In addition to finishing as one of the top two pass defenses in the league three times in the last five seasons, the Cowboys have averaged giving up less than 176 passing yards-per-game over a season three times. No other team accomplished that feat in that time frame.

Last season, Zimmer had to deal with multiple injuries and personnel changes to get his secondary through the season. Despite losing Deion Sanders for over five games, Kevin Smith for two games and changing starting free safeties - all in the final six weeks of the season - the Cowboys were able to hold eight opponents to 200 yards passing or less, including four to 160 yards or less. Sanders earned his third consecutive Pro Bowl berth after leading the team with five interceptions totaling 153 return yards, including one returned 71 yards for a touchdown. Darren Woodson earned his fifth straight Pro Bowl appearance after leading the team with 136 tackles and totaling 11 passes defended. Kevin Smith recorded 64 stops and led the team with 15 passes defended, and Omar Stoutmire and George Teague combined for 132 tackles from the free safety position.

In 1997, the Cowboys held five opponents to less than 120 yards passing and 12 to 176 yards or less. Dallas finished at or near the top of several NFL pass defense categories, including fewest completions allowed (253-first), net yards per pass play (4.94-third) and yards gained per completion (10.74-third). For the fourth consecutive year, Woodson earned a spot on the NFC Pro Bowl squad after finishing with 97 tackles. Sanders earned his sixth Pro Bowl honor after tying for the team lead with two interceptions. Smith led the team with 13 passes defended while recording 46 tackles and two forced fumbles.





In 1996, Smith returned from a ruptured achilles tendon to tie for the team lead with five interceptions and a career-high 18 passes defended. Woodson earned his third consecutive Pro Bowl berth after finishing with 118 tackles and five interceptions to tie Smith for the team lead. Sanders intercepted two passes, knocked away another nine and recovered a team-high three fumbles to earn his fifth Pro Bowl selection.

In 1995, Zimmer lost Smith for the season with a ruptured achilles tendon in the season opener and did not have Sanders' services until Week Nine. Despite the injuries, the secondary surrendered only 204.5 passing yards-per-game, and Dallas returned four interceptions for touchdowns, tying the club record. Woodson earned his second Pro Bowl berth and Sanders finished with two interceptions and 10 passes defended in nine games.

As a defensive assistant in 1994, Zimmer worked with the Dallas nickel defense, which helped the secondary finish as the top ranked pass defense in the league (172.0 passing yards-per-game). Strong safety Woodson, who earned his first Pro Bowl trip, tied for the team lead with five interceptions to lead a defense that picked off 22 passes during the year.

Before joining the Dallas staff, Zimmer spent five seasons as the defensive coordinator/secondary coach at Washington State. Zimmer's first Cougar defense in 1989 established a school record with 24 interceptions and 48 sacks. In 1992, WSU allowed opponents to convert only 26.1 percent of their third downs. In 1993, Washington State finished eighth in the nation in total defense (298 yards-per-game) and second in rushing defense.

Prior to joining the Cougars' staff, Zimmer was an assistant at Weber State College from 1981-88. He was on the same staff with current Cowboys Defensive Coordinator Dave Campo during the 1981-82 seasons. Zimmer coached inside linebackers from 1981-84, while adding the duties of defensive coordinator in 1983. From 1985-88, he served as coordinator and oversaw the secondary.

Zimmer began his coaching career as a part-time assistant on defense at the University of Missouri in 1979, coaching, among others, All-Pro cornerbacks Eric Wright (San Francisco 49ers) and Johnnie Poe (New Orleans Saints).

Zimmer was a two-time all-conference quarterback at Lockport, IL, High School in 1972-73, playing for his father Bill, who played football at Bradley and later with the 49ers. Mike also earned all-conference honors in wrestling and baseball.

Zimmer went on to play quarterback at Illinois State University in 1974. After redshirting the 1975 season, he suffered a broken thumb in the spring of 1976 and was moved to linebacker. A neck injury, suffered during the 1976 season, led to surgery and the end of his playing career. He graduated with a Bachelor's degree in physical education in 1979.

Born in Peoria, IL, Mike and wife Vikki have three children, Adam, Marki and Corri.

**Mike Zimmer** - Born, June 5, 1956, Peoria, IL. Quarterback-Linebacker Illinois State 1974-76. College coach: Missouri 1979-80, Weber State 1981-88, Washington State 1989-93. Pro coach: joined Dallas in 1994.



## Larry Lacewell

Director of College and Pro Scouting



Larry Lacewell joined the Cowboys as Director of College Scouting in May of 1992 and has coordinated Dallas' NFL Draft efforts from 1993 to 1999. In the spring of 1994, he added the responsibility of coordinating the scouting effort of all pro personnel. Lacewell now directs the Cowboys personnel evaluation for all college prospects, as well as the NFL's 30 other teams and NFL Europe.

The Cowboys enjoyed one of their most productive drafts in 1998, as seven of the nine drafted players earned roster spots. The top two picks of 1998, defensive end Greg Ellis and offensive tackle Flozell Adams, combined to start a total of 28 games. Ellis and Adams earned *Football Digest* All-Rookie team honors, while fellow rookies Michael Myers, Darren Hambrick and Izell Reese also made significant contributions.

In 1997, all nine of the Cowboys' draft selections made the club. The class was highlighted by Dexter Coakley, who started all 16 games at linebacker, earned All-Rookie recognition and was the NFL's Defensive Rookie of the Month for October. Tight end David LaFleur had a strong showing, catching 18 passes for 122 yards. Safety Omar Stoutmire tied for the team lead in interceptions and was seventh among NFL rookies in tackles.

In 1996, seven of the nine players Dallas selected in the draft went on to earn a Cowboys roster spot. That class was highlighted by Randall Godfrey, who earned a start-



ing linebacker's position by mid-November on a defensive unit that finished the year third in the NFL.

In 1995, Lacewell directed the Cowboys draft in which eight of the 10 players selected earned roster spots with the 1995 World Champions. From that group, tight end Eric Bjornson surfaced as a starter throughout most of 1996 and 1997.

In 1994, six of Dallas' seven draftees earned roster spots, and offensive tackle Larry Allen, who is one of the NFL's finest offensive linemen, has earned Pro Bowl honors each of the past four years.

In 1993, Dallas drafted nine players, with six of them earning a roster spot with the Super Bowl XXVIII Champions. Of that group, Darrin Smith was a rookie starter at linebacker, while Kevin Williams became a starting wide receiver and one of the NFL's better return men.

Lacewell joined the NFL after a distinguished career in collegiate coaching and athletic administration. Most recently, Lacewell served as defensive coordinator at Tennessee (1990-91). The 1990 Vols captured the SEC Championship and defeated Virginia in the Sugar Bowl. In 1991, Tennessee finished second in the SEC and earned a Fiesta Bowl berth.

As the athletic director and head coach at Arkansas State (1978-89), Lacewell compiled a record of 69-48-4. He was named the Southland Conference's Coach of the Year on three occasions, while the Indians captured two conference titles under his direction.

Lacewell began his coaching career at Alabama in 1959. Following two seasons with the Crimson Tide, he moved on to Arkansas State (1961), Arkansas A&M (1962-63), Kilgore Junior College (1964-65), Oklahoma (1966), Wichita State (1967) and Iowa State (1968). Lacewell rejoined the Sooners' staff in 1969 as assistant head coach/defensive coordinator and helped Oklahoma to six Big Eight titles and two national championships in nine years.

A native of Fordyce, AR, Lacewell (2/12/37) attended Fordyce High School and then played halfback at Arkansas A&M from 1955-59. In 1996, Lacewell was inducted into the Arkansas Sports Hall of Fame. He and his wife Criss have two sons, Bryant and Logan.



## Walter Juliff

Assistant Director of College  
and Pro Scouting



Walter Juliff, entering his 15th season as a NFL scout, was promoted to Assistant Director of College and Pro Scouting in 1995 after spending the previous eight years as a Dallas Cowboys area scout. Following the draft, Juliff oversees the Cowboys' rookie free agent signings. This effort has netted

Richie Cunningham, Tony Hutson, Toby Gowin, Kevin Mathis, Beau Morgan, Jeff Ogden and Robert Thomas in recent years.

Before becoming a full-time scout, Juliff spent two seasons as a graduate assistant at the University of Texas. He also was an assistant with the Abilene Cooper H.S. football team in 1980, the Houston-Kingwood H.S. baseball team in 1981 and the Kerrville Tivy track team in 1982. While at Tivy High School, Juliff worked with punter John Teltschik, who earned All Rookie honors with Philadelphia in 1986.

Juliff began his coaching career as a graduate assistant at Angelo State, where he spent two seasons. In 1978, the Rams went undefeated and won the NAIA national championship, then lost in the national semifinals the next year. A native of San Angelo, TX (6/22/56), Walter starred in football and as a hurdler in track at Central High School.

Juliff, who lives in Austin, TX, earned his Bachelor's degree from San Angelo State and his MBA from Texas. He and former Cowboys quarterback Jerry Rhome are cousins.



## Tom Ciskowski

Scout



Tom Ciskowski enters his eighth season as a scout for the Cowboys, working in the Southeast. He has served as an area scout the past seven years after a one-year stint as a scout administrator by the BLESTO Scouting Combine in 1991.

Before becoming a scout, Ciskowski spent 15 years in the coaching ranks, the first two as an assistant at Pawhuska, OK,

High School. In 1979, he moved into the college coaching ranks, becoming the defensive



## PLAYER PERSONNEL




backfield coach at East Central University in Ada, OK. While at ECU, he earned his Master's degree in athletic administration. The following year he moved to Arizona State University, working with the defensive line as a graduate assistant for the 1980-81 seasons.

In 1982, Ciskowski moved to Oklahoma State, joining the staff as an assistant to former Dallas offensive line coach Tony Wise, before becoming the offensive line coach at Wichita State in 1984. After that season, Ciskowski joined the University of Miami as a volunteer assistant, working with former Dallas defensive coordinator Butch Davis and the defensive line.

From 1986-89, Ciskowski worked with the offensive lines, first at New Mexico State for two seasons, and then at UNLV for two more. Before coming to Dallas, he coached the defensive line at College of the Sequoias in Visalia, CA, from 1990-91. Thirteen of the team's players went on from the junior college to play Division I football in 1992.

A native of Medford, OK, Ciskowski attended Medford High School, then played linebacker and earned his Bachelor's degree from Cameron University. He and wife Jan live in Coppell, TX, with their son, Joshua.



## Jim Garrett

### Scout



Jim Garrett has spent 34 of the past 35 seasons as a coach or scout in the NFL, including the last 12 as the northeast area scout for Dallas.


Although a member of the Cowboys staff since 1987, Garrett also scouted for the Cowboys in 1968-69 and 1974-75. Prior to his first stint in Dallas, Garrett served two seasons as a scout for the BLESTO Scouting Combine. He then coached with the N.Y. Giants (1969-73) before returning to Dallas. Garrett was also an assistant with New Orleans (1976-77) and Cleveland (1978-84). After a season as the head coach at Columbia, he scouted for Buffalo in 1986.

An all-conference fullback at Utah State, Garrett played for Philadelphia (1954), the British Columbia Lions (1955), the N.Y. Giants (1956) and the Ottawa RoughRiders (1957).

He began his coaching career at the Coast Guard Academy in 1958. After one season at Lehigh, Garrett became head coach and athletic director at Susquehanna University, where he compiled a 40-3-1 record and was later inducted into the school's Hall of Fame.

The Rutherford, NJ, native (6/19/30) attended Rutherford High School, where he was a member of the first induction group of the school's Hall of Fame in April, 1966. He went to spring training with the Pittsburgh Pirates following his rookie year in the NFL.

He and wife Jane have eight children - Jim, Jane, Jennifer, Janine, Jill, John, Jason and Judd - and 22 grandchildren. John, a receiver who went to camp with Dallas in 1988, is the wide receivers coach with the Bengals. Jason is the Cowboys back-up quarterback. Judd, a running back who was on the Cowboys' practice squad in 1993, is the running backs/offensive quality control assistant with the Saints.



## Tommy Hart

### Scout



Tommy Hart enters his second season as an area scout in the west for Dallas. Prior to joining the Cowboys scouting department, Hart spent two seasons (1996-97) as the club's defensive ends coach.

Hart, who was inducted into the State of Georgia Sports Hall of Fame in 1993, was an assistant defensive line coach for the San Francisco 49ers from 1983-91 and a part of three Super Bowl champion teams. Hart's 1985 defensive line helped the 49ers register 60 sacks, the second highest total in team history. He moved to the 49ers scouting department for the 1992-93 seasons.


Hart, who has spent 27 of the last 31 years in the NFL as a player, assistant coach or scout, finished his playing career in 1980 with the New Orleans Saints after spending two years with the Chicago Bears and 10 years with the San Francisco 49ers. Originally a 10th round draft choice of the 49ers in 1968, he registered a career-high 17 sacks in 1972, and he set a 49ers club record with six sacks in a single game against the Rams in 1976 on his way to All-Pro and Pro Bowl honors. Hart was a two time winner (1972 and 1976) of the Len



Eshmont Memorial Award, given annually to the 49ers player who best exemplified the inspirational and courageous play of Len Eshmont.

Hart earned second team NAIA All-America honors as a senior at Morris Brown College after earning all-conference honors for three consecutive years. Hart earned four letters in football as an offensive guard/tackle and defensive tackle and three letters in track as a sprinter/shot putter.

Born in Macon, GA (11/11/44), Tommy and wife Cherrie have four daughters.



## Jim Hess

### Scout



Jim Hess joined the Cowboys as an area scout for the mid-west in 1997 after 37 years in the coaching ranks. He spent 22 of the 23 years between 1974-96 as a college head coach at Angelo State (1974-81), Stephen F. Austin (1982-88) and New Mexico State (1990-96). In 1989, he served as athletic director for S.F.A.

Hess led New Mexico State to its first winning season in 14 years with a 6-5 mark in 1992 and was named the Big West Coach of the Year. He posted a 47-30-2 record at Stephen F. Austin, including five winning seasons and the school's first-ever conference title (1985). At Angelo State, Hess led the Rams to six Top 20 rankings and the 1978 I-AA national title with a 14-0 record. He posted a 65-23-3 mark during his time there and remains one of just a handful of men to win more than 100 games at the I-AA level.

A native of Farmersville, TX, Hess is a 1959 graduate of Southeastern Oklahoma, and he earned his master's degree from North Texas State in 1966. He began his coaching career at the high school level at Farmersville (1959). He then coached at McKinney, TX (1961-62), Rockwall, TX (1963-64) – where his team captured the 1963 Class AA state championship – and Kilgore, TX (1965-66) high schools. In 1967, he became an assistant coach at Rice University (1967-70) before returning to the high school ranks as the head coach at Sterling (1971) in Baytown, TX. In 1972, he joined Angelo State as an assistant coach.

Hess has been a guest coach in the CFL and is the director/organizer/owner of the Angelo Football Clinic in San Angelo, TX. The annual summer clinic has grown to over 1,800 visiting high school and college coaches from around the country.

Hess and his wife, Carol, have two daughters and seven grandchildren.



## Henry Sroka

### Scout



Henry Sroka joins the Cowboys this season after 18 years as a college coach. He will serve as a scout administered by the BLESTO Scouting Combine for Dallas. However, this is not his first NFL experience, having served a coaching fellowship with the Detroit Lions during training camp in 1991-94.

Prior to joining the Cowboys, Sroka spent the 1998 season as defensive backs coach at the University of Redlands. From 1988-97, he coached running backs under fellow Dallas scout Jim Hess at New Mexico State University and was a part of the school's first winning season in 14 years when the team posted a 6-5 mark in 1992. Prior to that, Sroka was the strength and conditioning coach, kicking coach and defensive backs coach at Wichita State University from 1985-87. He served as a graduate assistant coach at Arizona State from 1981-85, where he worked with the Sun Devil kickers and running backs.

Sroka graduated from St. Mary's College in California in 1978 and went on to earn a master's degree from Arizona State. Sroka was a running back and kicker for St. Mary's, where he was awarded the Albert Rahill Award for team loyalty. Prior to playing for St. Mary's, Sroka was a running back and kicker for the College of San Mateo.

He was born on October 11, 1954 in Mexico City, Mexico. Sroka and his wife, Linn, are the parents of daughter Maria del Pilar and sons Dominic and Mikael.





## Walt Yowarsky

Scout



Walt Yowarsky joined the Cowboys in 1977, bringing with him 25 seasons in the NFL as either a player, assistant coach or scout. He came to Dallas following three years with the QUADRA Scouting Combine and serves as an area scout in the southeast.


Drafted by Washington as an offensive and defensive lineman in the second round in 1951, Yowarsky played until midway through the 1952 season when he entered the Air Force. After returning in 1954, he was traded from Washington to Detroit. A year later, he was traded from Detroit to the N.Y. Giants.

While he was with the Giants, they played in two NFL Championship Games, including a 47-7 win over Chicago for the title in 1956. Following four seasons in New York, he finished his playing career in San Francisco in 1959.

Yowarsky returned to the Giants as a scout and assistant coach in 1959. After two seasons, he joined the first coaching staff of the new franchise in Minnesota, where he coached for six seasons. He then moved on as an assistant coach at New Orleans (1967-68), Atlanta (1969-70), Houston (1971) and San Diego (1972-73).

In the 1951 Sugar Bowl, Yowarsky earned Most Valuable Player honors as he led Kentucky to a 13-7 win over Oklahoma, ending the Sooners' 33-game winning streak. He played three seasons for the Wildcats under Paul 'Bear' Bryant.

A native of Cleveland (5/10/28), Yowarsky was offered a contract to play baseball by Cincinnati after high school. He and wife Bobbie have three children - Michael, Lisa and Van. Michael is a scout with the Tampa Bay Buccaneers.



## Mike McCord

Equipment Manager



Mike McCord enters his 11th season with the Cowboys, his eighth in the equipment department and his sixth as the equipment manager.

McCord originally joined the Cowboys in 1989 as the assistant ticket manager, spending two years in that capacity before moving to the football operations department in 1991. Before coming to Dallas, McCord spent two-and-a-half years with the University of Texas athletic department, one-and-a-half years as a part-time student assistant before receiving his B.B.A. and then one year as a full-time intern.

A native of Clovis, NM (11/6/64), McCord graduated from Roosevelt High School in San Antonio, TX, and spent two years attending Southwest Texas State before transferring to the University of Texas. He and wife Jan live in Plano, TX, with their daughter, Megan.



## Bucky Buchanan

Assistant Equipment Manager



William Andrew "Bucky" Buchanan enters his sixth year as the Cowboys' assistant equipment manager. Buchanan officially joined the Cowboys in 1994 after spending many weekends and summers in the equipment room helping his father, "Buck" Buchanan, the Cowboys equipment manager from 1973-93.

Before coming to the Cowboys, Buchanan spent one-and-a-half years with Willis Medical in Richardson, TX, and 10 years with the Skaggs Alpha Beta grocery store chain.

A native of Dallas, Buchanan (6/9/61) graduated from Plano High School. He and wife Amy have two children - Thomas II and Brett.



## Jim Maurer

### Head Athletic Trainer

Jim Maurer is in his fourth year as the Cowboys head athletic trainer and his ninth season as a Cowboys trainer. Maurer took over responsibility of the training department after serving as a Cowboys' assistant trainer for six years. He served as a graduate assistant with Dallas for two seasons prior to being hired full-

time in 1990.

Maurer was elected this year to the Professional Football Athletic Trainers Society Executive Board as the NFC head trainer representative.

A Dallas native (3/8/65), Maurer received his BA degree in physical education in 1988 from Southern Methodist University, where he worked with the football and swim teams.

Maurer worked as a summer assistant with the Kansas City Chiefs in 1987, after spending the summer of 1986 with the Cowboys in the same capacity.

Maurer and wife Rosanne live in Flower Mound, TX, with their sons, Nicholas and Benjamin.



## Britt Brown

### Assistant Athletic Trainer

Britt Brown, in his fourth year as a Cowboys assistant athletic trainer, supervises the Cowboys medical rehabilitation program while also assisting with treatment programs. Prior to coming to Dallas, he spent four years with the Miami Dolphins as an assistant trainer.

Before joining the Dolphins, Brown was the head basketball trainer and assistant football trainer at Southern Methodist University from 1989-92, where he also coordinated travel for the Mustang basketball team. While earning his bachelor's degree in athletic training (1982-87) and his master's degree in exercise physiology (1988-89) from Texas Christian University, he worked with the Horned Frogs football and baseball teams as a student trainer. Brown worked as a part-time assistant trainer for the Cowboys in 1986 and '87 while attending TCU.

A native of Lampasas, TX (7/6/64), Brown and his wife Laura live in Flower Mound, TX, with their son, Chase, and daughters, Sydney and Payton.



## Bob Haas

### Assistant Athletic Trainer

Bob Haas, in his fourth year as a Cowboys assistant athletic trainer, joined the Dallas staff full-time in 1996 after serving as the Cowboys graduate assistant trainer for two seasons. Haas assists with rehabilitation and treatment programs and is responsible for maintaining the team's medical records.

Haas received his Bachelor of Science degree from West Virginia University in 1992, where he worked with all of the Mountaineer athletic programs as a student trainer. He was voted Mr. Mountaineer, an honor given annually to the graduating student that best represents the university, by the WVU faculty. He served as a graduate assistant trainer for the UNLV football team from 1992-94 while earning his Master's degree in kinesiology.

A native of Renick, W.V. (5/7/69), Haas and his wife Emily live in The Colony, TX.





## Blake Cundiff


### Assistant Strength and Conditioning Coach



Blake Cundiff is in his third year working in the Cowboys strength and conditioning department after coming to Dallas in 1997. He assists strength coach Joe Juraszek with player workout programs.

Prior to joining the Cowboys, Cundiff was the assistant strength and conditioning coach at the University of North Texas from 1994-97. While working at UNT he also served as the Director of Strength and Conditioning for the Athlete's Course "Summer Pride" program (1996-97), the Emmitt Smith Football Camp (1995-96), the Dallas Stars Summer Hockey Camp (1995) and the Denton Sports Medicine Clinics' Summer Athletic Conditioning Programs (1994-95). Cundiff spent the 1993-94 school year as an athletic trainer/sports medicine intern at North Texas before moving into the UNT strength and conditioning department. He owned a clothing manufacturing business (1982-92) before interning at North Texas.

A native of Dallas, TX (8/13/57), Cundiff resides in Lewisville, TX.



## Bennie Wylie


### Assistant Strength and Conditioning Coach



Bennie Wylie joined the Cowboys strength and conditioning department in the spring of 1999. He assists strength coach Joe Juraszek with player workout programs.

Prior to coming to Dallas, Wylie was the assistant strength coach at Sam Houston State University, where he was a four-year letterman in football from 1994-97. He was an All-Southland Conference running back as a senior in 1997 after averaging 4.8 yards-per-carry and leading the Bearkats in rushing. In 1994, he was named the Bearkats Freshman of the Year. He finished his course work while working in the weight room and graduated with a bachelor's degree in kinesiology in May, 1999.

A Mexia, TX, native, (7/11/76), Wylie lettered in basketball, track, baseball and power lifting. He finished third in the state power lifting competition as a senior in 1994.



## Robert Blackwell

### Video Director



Robert Blackwell enters his 11th season as the team's video director after eight seasons as an assistant. In charge of taping and editing Cowboys' practices and games, Blackwell also edits opponents' tapes and handles the team's photographic needs.

Blackwell shot coaching game films for basketball and football at Southern Methodist University from 1979-84.


After earning his degree in communications from Stephen F. Austin, Blackwell produced a film on the efforts to save the red wolf from extinction for the U.S. Fish and Wildlife Service. The following year, he served as director of photography on a film about the North Atlantic Indian migrations for Gulf Oil and the State of Texas.

A native of Garland, TX (12/1/50), a Dallas suburb, Robert graduated from Garland H.S. He and wife Diana have two children, Nathaniel and Lora Ann.

# The Players







# Flozell Adams

## Tackle

6'7" ★ 335 ★ 5/18/75

Michigan State

D-2 for '98 (38th overall)

NFL: 2nd Year ★ Cowboys: 2nd Year



**GAMES/STARTS** (regular season, playoffs): 1998 (16/12, 1/1).

**PRO:** A second year player who earned a baptism under fire as a rookie, Adams is a key player on the Cowboys offensive line who should make solid contributions to the club for years to come. Adams has tremendous natural strength and fine athletic ability for a man of his size. He has great reach and the proper disposition for performing in the trenches on the NFL level. He also has outstanding work habits and a desire to be successful. As he enters his second NFL season, Adams athletic ability, versatility and maturity will enable him to be a starter at either guard or tackle for the Cowboys. While playing exclusively at tackle throughout his collegiate career, Adams made an impressive transition to guard as a rookie in the NFL after Everett McIver was felled with a pair of knee injuries. At 6-7 in height, Adams joins David LaFleur as the tallest members of the Dallas roster. Adams entered the NFL as the Cowboys second round draft choice, making him the highest offensive lineman drafted by the Cowboys since the team selected Howard Richards with the 25th pick in 1981.

**1998:** Injuries to starting right guard Everett McIver forced Flozell Adams into extended work as a rookie. Adams started 10 games in place of McIver, who suffered serious injuries to both knees. Although inexperienced, and playing a new position, Adams was a key part of a Dallas offensive line that allowed just 19 quarterback sacks in 1998 – the fewest in the NFL. He earned All-Rookie Team recognition from *Football Digest* as the result of a productive season. After a solid training camp where he saw extensive work at both the guard and tackle positions, Adams was marked ready for duty in the Dallas opener against Arizona (9/6), where he was used as a third tight end on short yardage and running situations. Adams wound up playing the final three quarters of the game at right tackle after starter Erik Williams was ejected. Adams helped the Dallas offense amass 444 total yards (188 rushing) against the Cardinals—both totals were the team's highest since 1996. In addition, the offensive line did not allow a sack of Aikman (32 pass plays) in the season opening victory. The next three weeks, Adams saw considerable action at tight end as a short yardage blocker, and earned a starting assignment against Oakland (9/27) as the team opened the game in a two-tight end set. After McIver went down with his first knee injury at Washington (10/4), Adams earned his first start at right guard in the Cowboys 27-20 win over Carolina (10/11). In that win at Texas Stadium, Dallas rolled up 428 yards of total offense (151 rushing and 277 passing) while the line allowed just two sacks in 24 pass plays. In his first five starts at right tackle, Adams helped Emmitt Smith rack up four 100-yard rushing games, including the win over the N.Y. Giants (11/8) when Smith ran for a season-high 163 yards on 29 carries (5.6 avg.). In that 16-6 victory over the Giants, the Dallas offensive line allowed no sacks to a New York defense that led the NFL in sacks during the 1998 season. Adams did not start against Seattle (11/22), but he entered the game when McIver tore the anterior cruciate ligament in his left knee. Adams started the remaining five regular season games at right guard and earned his first postseason experience by starting against Arizona (1/2/99) in the playoff loss at Texas Stadium.

**COLLEGE:** Adams spent three years in the starting line-up for Michigan State, and during that time, the Spartans went to three straight bowl games for only the second time in school history. They also had a running back top the 1,000-rushing yard mark each season. Adams started the final 28 games of his career at tackle, and in 34 career starts, he helped a Spartan running back reach the 100-yard mark 21 times. As a senior, Adams moved from right tackle to left tackle and helped MSU to a 7-5 record and an Aloha Bowl berth. Along the way, he picked up All-America honors and was named the Big Ten Offensive Lineman of the Year by the league's head coaches. One of four offensive linemen who were semi-finalist for the Outland Trophy and Lombardi Award, Adams earned postseason invitations to the East-West Shrine Game and Senior Bowl all-star games. He was a second team All-Big Ten selection at right tackle following his junior and sophomore seasons.

**PERSONAL:** A high school All-America and all-state selection as a two-year starter on the offensive line at Proviso West High School in Maywood, IL, Adams also lettered three times in wrestling and four times in track (shot put). He advanced to the state heavyweight finals as a junior wrestler. Adams earned his degree in criminal justice from Michigan State, and is a cousin of Seattle Supersonics guard Hersey Hawkins.



# Troy Aikman

## Quarterback

6'4" ★ 219 ★ 11/21/66

UCLA

D-1 for '89 (1st overall)

NFL: 11th Year ★ Cowboys: 11th Year



**GAMES/STARTS** (regular season, playoffs): 1989 (11/11); 1990 (15/15); 1991 (12/12, 1/0); 1992 (16/16, 3/3); 1993 (14/14, 3/3); 1994 (14/14, 2/2); 1995 (16/16, 3/3); 1996 (15/15, 2/2); 1997 (16/16), 1998 (11/11, 1/1). Total 140/140, 15/14.

**PRO:** Through 10 NFL seasons, Troy Aikman has become one of the game's great quarterbacks. As one of only three players in NFL history to lead a team to three Super Bowl victories, Aikman has rewritten virtually every passing record in Cowboys' history. Aikman holds or is tied for 43 Dallas passing records, including the club's career records for attempts (4,011), completions (2,479), passing yards (28,345) and completion percentage (61.8% – third best in NFL history). He is also eighth in NFL history with a quarterback rating of 82.8. Along the way to these marks, Aikman has guided Dallas from the National Football League cellar of 1-15 in 1989 to six NFC East titles (1992-96 and 1998), four NFC Championship Games (1992-95) and three Super Bowl titles (XXVII, XXVIII and XXX). He has become one of the game's most accurate passers, completing at least 60 percent of his passes in 90 of the last 127 games. He has completed 70 percent or more of his passes 38 times in his career, with Dallas posting a 35-3 record in those games, and he has produced the top six single-season completion percentages in club history. Along with that passing accuracy comes the fact that Aikman has also lowered his club-record career interception rate to 2.87 percent. Despite beginning his career 1-14, Aikman has started a club-record 154 games (140 regular season) at quarterback, posting a 94-60 (.610) record, which includes an impeccable 11-3 mark in the postseason – 3-0 in the Super Bowl. For his career, Aikman has led the Cowboys from behind 14 times in the fourth quarter, including six times in the final two minutes. Another five times, he led the team to wins after the score was tied in the fourth quarter. In those 19 wins, Aikman is 123-of-181 (68.0%) for 1,570 yards (8.67 per attempt), eight touchdowns, two interceptions and a 105.0 quarterback rating in the fourth quarter and overtime.

**1998:** The 1998 season, in many ways, was no different than those that have come before for Aikman. For the 10th consecutive season, Aikman led the club in passing with an 88.5 quarterback rating, ranking him fourth in the NFC and eighth in the NFL. Where he continued to post amazing numbers was with his interception total, finishing the season with five interceptions in 315 pass attempts and a NFC low 1.6 interception percentage (second lowest in the NFL). Aikman threw just three interceptions in his last 289 regular season pass attempts (1.0 percent) and was sacked just nine times in 324 pass plays (once per 36.0 pass plays). His 59.4 percent completion rate was the sixth best figure in the NFC and the eighth best in the NFL. Aikman improved his record in season openers to 7-3 with a 38-10 win over Arizona (9/6) to start the season. In the game, he completed 22-of-32 passes (68.8 percent) for 256 yards, two touchdowns and a season-high two interceptions. He also ran five times for 43 yards and two touchdowns, marking the first time in his career that he has rushed for more than one touchdown in a season. His 43 rushing yards were the fourth best single-game total of his career. Included in that total was a 23-yard run, the second longest of his career. Aikman's fast start to the season ended just as quickly the next week at Denver (9/13) when he suffered a fractured left clavicle (non-throwing shoulder) in the second quarter when he fell to the turf at the end of a six-yard scramble. Prior to the injury, he was five-of-12 for 88 yards, including a 36-yard touchdown pass to Ernie Mills, and had guided Dallas to touchdowns on two of his first four drives. Aikman missed the next five games due to the injury, the first time he had missed a start due to injury since Dec. 4, 1994 at Philadelphia (sprained MCL in his left knee). It was also the first time he had missed as many as five games in a season since the end of the 1991 season (four regular season and one postseason start). In his career, Aikman has missed five starts due to injury three times (Weeks 5-9 in 1989 and the 1991 and 1998 games), and he has never missed more than five games in a season. After being a Friday deactivation due to the injured shoulder, Aikman returned to action at Philadelphia (11/2) and was 14-of-26 (53.8%) for 171 yards and two touchdowns. He took his first hit since injuring his left shoulder on the game's first play (a sack by Hollis Thomas), but went on to post just his third win in eight starts at the Vet. The next week against the N.Y. Giants (11/8), Aikman lacerated the index finger on his right hand at the end of the first quarter. Despite the injury, he led the team to a field goal on its next possession before going to locker room for x-rays. He returned in the second half and completed 11-of-12 passes for 132 yards and a touchdown, ending the day 16-of-23 for 161 yards for a season-high 69.6 completion percentage. Aikman tied a career-high for consecutive completions – it was also the second longest streak in club history – when he connected on 13 straight passes at Arizona (11/15). For the day, he completed 14-of-18 passes for 208 yards and a touchdown, the 136th of his career – moving him past Don Meredith into third on the club's all-time passing touchdown list. Aikman had a streak of 103 pass attempts without an





interception snapped in the second quarter against Seattle (11/22) when Sam Adams batted a pass into the air, caught it and returned it 25 yards for a score. For the day, Aikman was 28-of-42 passing for 296 yards and two touchdowns. In one of the NFL's biggest offensive showings in 1998, Dallas and Minnesota combined for 82 points and 1,066 total yards, including 808 passing, on Thanksgiving Day (11/26). Aikman almost single-handedly kept the Cowboys in the game by establishing club records for pass attempts and pass attempts in a game without an interception (57). He also tied his club record with 34 completions, and he threw for a personal best 455 yards, the second best passing day in club history and just the third 400-yard passing day in team history. That yardage total gave him his 11th career 300-yard passing day, breaking the club record of 10 he had shared with Danny White. One of his completions was a 67-yard touchdown to Patrick Jeffers. Aikman's longest pass of the season. Aikman's string of seven straight games with a touchdown pass was snapped at New Orleans (12/6) when Dallas was kept out of the end zone. He ended the day 16-of-32 for 192 yards. He came back the next week to connect on two fourth quarter touchdown passes – his fourth multiple touchdown day of the season – at Kansas City (12/13) and was 18-of-35 for 199 yards. He also threw just his fourth interception of the season in the third quarter. In a 13-9 win over Philadelphia (12/20), Aikman completed a season-low 10-of-23 passes for 120 yards and an interception. He finished out the regular season against Washington (12/27) by guiding Dallas to 20 first half points on 10-of-15 passing (184 yards) before sitting out the second half. In the game, he attempted the 4,000th pass of his career. In the Cowboys short playoff run, Aikman was 22-of-49 for 191 yards, one touchdown and three interceptions against Arizona (1/2/99) in a wild card playoff game. One of the NFL's most accurate postseason passers, Aikman is fourth in league history with a 64.2% completion percentage, and he has a postseason quarterback rating of 89.8. In his career, he has the five highest single-game playoff completion percentages in club history and the club-record for postseason career 300-yard passing days with four, two shy of the NFL record of six held by Joe Montana. Aikman also holds the club-record for attempts (464), completions (298) and yards (3,563) in postseason. He also has 23 career passing touchdowns, one shy of Staubach's club record of 24.

**1997:** Aikman started the 1997 season by toppling yet another club record, career starts by a quarterback. Staubach's club record of 114 was broken when Aikman logged his 115th career start in the Cowboys game at Arizona (9/7). For the year, Aikman led the Cowboys in passing for a club-record ninth season, breaking the mark of eight held by Staubach. Aikman's 78.0 rating was good for eighth in the NFC, and he also tied for fifth in the NFC – 10th in the NFL – with 19 touchdown passes, the second highest single-season total of his career. In posting those numbers, Aikman attempted a career-high 518 pass attempts, the second highest figure in club history. For the third consecutive season and the fifth time in his career, Aikman topped the 3,000 yard passing mark, throwing for 3,283 yards – which ranked him third in the NFC and eighth in the NFL. Aikman was fourth in the NFC, 12th in the NFL, in the lowest interception rate in the league at 2.3%, throwing just 12 interceptions in 518 attempts. Aikman opened the season at Pittsburgh (8/31) by earning NFC Offensive Player of the Week honors (it was the eighth time in his career he had been honored) for completing 19-of-30 passes (63.3%) for 295 yards and a career-high tying four touchdowns. It was the third time in his career he had thrown four touchdown passes. The following week at Arizona (9/7), he broke Staubach's record for starts by a Dallas quarterback and went on to complete 21-of-40 attempts for 171 yards. In a last second come-from-behind-win over Philadelphia (9/15), Aikman capped off a 62-yard, seven play drive by throwing a 14-yard scoring pass to Anthony Miller with 0:51 remaining to give Dallas a 21-20 win. After Dallas fell behind 17-3 in the second quarter, he guided the club to points on five of the final six possessions, including 12 fourth quarter points, and was 13-of-20 for 163 yards and a touchdown in the second half. He finished the game 17-of-36 for 205 yards and one touchdown. Coming off the bye weekend, Aikman threw two touchdown passes against Chicago (9/28), but he also had his string of 124 consecutive pass attempts without an interception snapped when he was picked off in the second quarter. The next week, he set Dallas single-game records for attempts (since broken) and completions when he was 34-of-52 for 317 yards (his ninth career 300-yard passing day) at the N.Y. Giants (10/5). He broke the mark of 49 attempts held by four others and the mark of 33 completions held by himself and Gary Hogeboom. In the fourth quarter, Aikman guided Dallas to a touchdown and two-point conversion with 1:54 remaining to pull the team to within three at 20-17, and he then directed a final 47-yard drive to the Giants' 17-yard line as time expired. For the fourth consecutive week he had a touchdown pass when he was 17-of-31 for 193 yards and a score at Washington (10/13). Aikman completed a season-long 64-yard touchdown pass to Herschel Walker with 6:32 remaining to give Dallas a 26-22 win over Jacksonville (10/19). For the game, he completed 21-of-32 (65.6%) passes for 262 yards and two touchdowns. Aikman suffered his fifth concussion as a NFL player on the second series of the game at Philadelphia (10/26) and did not return. He bounced back the next week to complete 22-of-36 passes (61.1%) for 218 yards, one touchdown and two interceptions at San Francisco (11/2). He completed a season-high 68.2% of his passes (15-of-22) for 216 yards, one touchdown and one interception against Arizona (11/9). In the final 5:48 of the game against Washington (11/16), Aikman engineered drives for the game tying touchdown and two-point conversion and then the game-winning field goal in grabbing his 14th career come-from-behind victory with a 17-14 win. First he guided Dallas 97 yards for a touchdown with 1:55 remaining, finishing the drive off with a six-yard scoring toss to Michael Irvin. He then hit Emmitt Smith for the two-point conversion, tying the game at 14-14. After a Washington punt, he drove Dallas 28 yards in the final 1:29 to set up Richie Cunningham's 42-yard game-winning field goal. He was six-of-nine for 87 yards on the TD drive



and then three-of-five for 23 yards on the field goal drive. For the day, he was 25-of-45 for 217 yards and one touchdown. With 130 yards passing at Green Bay (11/23), he moved past the 25,000 yard milestone for career passing yards. Despite suffering from back spasms in pregame warm-ups, Aikman threw for a season-high 356 yards against Tennessee (11/27) on 27-of-42 passing. It was the 10th 300-yard passing day of his career, tying Danny White's club record. Aikman broke his two-month-old club record of 52 pass attempts in a game when he attempted 53 at Cincinnati (12/14). He was 28-of-53 for 285 yards with two touchdowns and two interceptions against the Bengals. He also topped the 3,000-yard mark for the season in the game.

**1996:** Although the Dallas offense struggled at times during the 1996 season, Aikman was still one of the league's top quarterbacks, finishing fifth in the NFC, 12th in the NFL, with a quarterback rating of 80.1. Along the way, he recorded the then second highest attempt (465) and completion (296) totals of his career and the second best in club history while finishing second in the NFL in completion percentage at 63.7%. He earned his sixth consecutive Pro Bowl selection, tying Staubach for the most appearances by a Dallas quarterback, and threw for over 3,000 yards for the fourth time in his career. Aikman reached two milestones against the N.Y. Giants (9/8) when he was 19-of-27 (70.4%) for 228 yards and three touchdowns, pushing his career yardage total over 20,000. The three scores pushed his career passing touchdown total to 101. It was the first time he had thrown three touchdowns in a regular season game since Dec. 21, 1992 at Atlanta. At Buffalo (9/22), he established a new club record with his 1,762nd career completion, breaking the mark of 1,761 set by Danny White. In the game, he was 16-of-33 for 164 yards and three interceptions. It was his first multiple interception game in 23 starts. The next week at Philadelphia (9/30), Aikman completed a 39-yard toss to Deion Sanders during a season-long 96-yard touchdown drive. He finished 13-of-22 for 149 yards and a touchdown. Twice against Atlanta (10/20), Aikman led Dallas back from second half deficits, including a 60-yard touchdown toss to Kelvin Martin to give Dallas a 32-28 win with 1:42 remaining. On the day, he completed 70.8 percent of his passes (17-of-24) for 265 yards and two scores. In one of his finest days as a pro, Aikman earned NFC Offensive Player of the Week honors at Miami (10/27) when he completed 33 passes in 41 attempts (80.5%) for 363 yards and three touchdowns, all season highs. The 33 completions tied Gary Hogeboom for the second most completions in a game by a Dallas quarterback, and his 80.5 percent completion rate was the third highest single-game total of his career. With 363 passing yards, he posted the then third best yardage day of his career. In the game, he also broke Staubach's career pass attempts record of 2,958, and he threw three touchdown passes for the second time in 1997 – his best showing since recording a career-high three such games in 1992. In a heartbreaking loss to Philadelphia (11/3), Aikman was 21-of-33 (63.6%) for 179 yards, and with Dallas trailing 24-21, he led a final drive to the Eagles two-yard line in the final minute before throwing an interception that was returned 104 yards for a score. The next week brought another comeback when Aikman guided Dallas back from a 17-7 fourth quarter deficit at San Francisco (11/1) with a six-yard touchdown toss to Eric Bjornson with 2:45 remaining in regulation to tie the score at 17-17. He was five-of-five for 50 yards in guiding Dallas to a 29-yard game-winning field goal on the opening possession of overtime. He finished the day 24-of-39 (61.5%) for 230 yards and ran for a score on a three-yard draw, his first rushing touchdown since Sept. 10, 1995 against Denver. In Dallas' 21-6 win over Green Bay (11/18) the following Monday night, Aikman completed 24-of-39 passes (68.6%) for 206 yards. In a loss at the New York Giants (11/24), he completed 28-of-39 passes (71.8%) for 280 yards. It was the Cowboys first loss when Aikman completed over 70.0% of his passes since Sept. 30, 1990, also at the Giants, a string of 35 games. In a Thanksgiving Day win over Washington (11/28), he was nine-of-19 for 63 yards, his lowest yardage total in a game since Oct. 14, 1990 at Arizona when he had 61. Aikman completed two 50-yard passes to Michael Irvin at Arizona (12/8), including a 50-yard touchdown toss in the third quarter. With his 169 yards passing the next week against New England (12/15), Aikman reached two milestones, topping Staubach's club record of 22,700 career-passing yards and tying White's club record with the fourth 3,000-yard passing season of his career. He suited up the next week at Washington (12/22) but did not play. In the postseason opener against Minnesota (12/28), he recorded his first career postseason rushing touchdown on a two-yard run. Aikman missed the Pro Bowl following the season due to loose bodies in his left elbow.

**1995:** The 1995 season was one of Aikman's best as a pro as he finished third in the NFL, second in the NFC, in quarterback rating with a 93.6 mark. Along the way, he recorded the second best yardage (3,304) total of his career and the then lowest interception (7) total. He earned his fifth consecutive Pro Bowl selection on the strength of his consistency, finishing second in the NFL in completion percentage (64.8%), third in average yards-per-attempt (7.65) and interception percentage (1.62). Aikman opened the season by leading Dallas to eight wins in the first nine games, including a season opening 35-0 win at the N.Y. Giants (9/4), where he led Dallas to touchdowns on five-of-eight drives. He completed 15-of-20 passes (75.0%) for 228 yards and a touchdown in running his opening day record to 5-2. The next week, he threw two touchdown passes and ran for another in a 31-21 win over Denver (9/10). Aikman provided the fourth quarter spark Dallas needed at Minnesota (9/17) when he guided Dallas to a final period touchdown and two-point conversion, putting the Cowboys up 17-10. He then drove the team 73 yards to a game-winning touchdown in overtime, finishing the day 24-of-38 (63.2%) for 246 yards and a touchdown – including nine-of-11 for 107 yards in the fourth quarter and overtime. Michael Irvin's 50-yard reception against Arizona (9/24) was Aikman's longest pass completion of the season as he threw for 192 first half yards. Aikman suffered many bumps and bruises during the 1995 season, but started every game for only the second time in his career. The first of his bumps came at





Washington (10/1) when he strained his right calf dropping back to pass on the game's first drive. He returned to the line-up the following week against Green Bay (10/8) and had one of his best days of the season, completing 24-of-31 passes (77.4%) for 316 yards and two touchdowns. Still on a hot streak, Aikman came back at San Diego (10/15) and hit on 21-of-30 passes (70.0%) for 222 yards and broke Don Meredith's club-record of 156 consecutive pass attempts without an interception. Aikman's streak was snapped at 184 when he threw a fourth quarter interception in Dallas' 28-13 win at Atlanta (10/29). For the day, he was 19-of-25 (76.0%) for 198 yards and two touchdowns. In a Monday night game against Philadelphia (11/6), Aikman posted his fourth consecutive game with a completion percentage over 70 percent, a club-record, when he connected on 17-of-24 passes (70.8%) for 202 yards and a touchdown. Aikman suffered a bruised left knee against San Francisco (11/12) on the game's first play. He tried to return but was unable. He bounced back from injury to have one of his best games of the year, completing a season-high 79.2 percent of his passes (19-of-24) for 227 yards and a score at Oakland (11/19). Along the way, he connected on 13 straight passes to tie his career best and the second longest streak in club history. After leading Dallas on three touchdown drives of 70-or-more yards against Kansas City (11/23) while completing 21-of-29 passes (72.4%), Aikman had season highs with 47 attempts and 29 completions, good for 285 yards and a touchdown against Washington (12/3). On a windy, 19-degree day at Philadelphia (12/10), Aikman recorded his worst day as a passer in over five years when he was 11-of-28 (39.3%) for 110 yards. The next week in the rain against the N.Y. Giants (12/17), he guided Dallas to a game-winning field goal in the final two minutes of the fourth quarter. In the regular-season finale at Arizona (12/25), Aikman posted his best regular season yardage day of the year with 350 yards on 21-of-32 passing (65.6%), including two touchdowns – his fifth multiple touchdown game of the season. That game vaulted him past the 3,000-yard mark for the season – his third career 3,000-yard season. He opened postseason play by completing 70.8% of his passes (17-of-24) for 253 yards and a touchdown in a divisional playoff win over Philadelphia (1/7/96). Against Green Bay (1/14/96) in his fourth consecutive NFC Championship Game, Aikman moved past Staubach (2,820 yards) to become the club's all-time leader in postseason passing yards. He finished the day 21-of-33 for 255 yards and two touchdowns in guiding Dallas to its third Super Bowl in four years. In Super Bowl XXX, Aikman became just the third player to quarterback a team to three titles when he completed 10 consecutive passes in the first half and finished the day 15-of-23 (65.2%) for 209 yards and a touchdown against Pittsburgh (1/28/96) in a 27-17 win. It was the fifth consecutive postseason game he had thrown a touchdown pass, setting a club record. Aikman missed the Pro Bowl to have surgery to remove loose bodies from his right elbow on Feb. 6.

**1994:** Amid changes at head coach and offensive coordinator, Aikman proved to be the same, earning selection to the Pro Bowl for the fourth consecutive season, finishing second in the NFL in both completion percentage (64.5%) and average yards-per-attempt (7.41) and posting a quarterback rating of 84.9 – good for fifth in the league. Aikman opened the year at Pittsburgh (9/4) by completing 21-of-32 passes for 245 yards and a touchdown in the Cowboys 26-9 victory, guiding Dallas to its first win in Pittsburgh since 1969. Two weeks later in a Monday night overtime loss to Detroit (9/19), Aikman completed a season-high 26 passes on 39 attempts, including his 2,000th career attempt. Following former Dallas offensive coordinator Norv Turner and the Washington Redskins (10/2), he was 20-of-28 (71.4%) for 181 yards and a touchdown in the 34-7 win, which included a club-record tying 24 second quarter points. Aikman continued his hot streak the following week against Arizona (10/9) when he was 16-of-22 (72.7%) for 231 yards (10.5 yards-per-attempt) and two touchdowns, earning NFC Offensive Player of the Week honors. When Aikman completed two touchdown passes against Philadelphia (10/16), it marked the 13th consecutive game he had completed a touchdown pass, breaking the club record of 12 set by Meredith (1965-66) and Staubach (1977-78). Aikman narrowly extended his mark to 14 games at Arizona (10/23), tossing a 15-yard scoring pass after suffering a concussion during the game's opening drive. After a hit by Wilber Marshall, Aikman stayed in the game and threw the scoring pass before coming out of the game for good. He returned to action at Cincinnati (10/30) and recorded his third two-touchdown pass game of the year while throwing for 272 yards. He also led Dallas to a fourth quarter field goal with 5:00 remaining to win the game 23-20. Aikman opened November by completing a season high 79.2 percent of his passes (19-of-24) against the N.Y. Giants (11/7). He also ran for a score. When Dallas traveled to San Francisco (11/13), Aikman recorded season-highs with 42 pass attempts and 339 yards passing, including a career-long 90-yard pass to Alvin Harper. Aikman kept Dallas in the game up to the final possession in a 21-14 loss, but along the way, his club record streak with a touchdown pass was snapped at 16 games. Dallas bounced back the next week against Washington (11/20) when Aikman completed 8-of-13 passes for 87 yards before suffering a sprained medial collateral ligament in his left knee in the second quarter when tackled by Ken Harvey. When he sat out against Green Bay (11/24) and Philadelphia (12/4), it marked his first missed starts in 20 games, dating back to Nov. 21, 1993. He returned to the lineup against Cleveland (12/10) and, after guiding Dallas to a fourth quarter touchdown, had the Cowboys on the Browns' one-yard line when time ran out in the 19-14 loss. After completing 75.0 percent of his passes (21-of-28) at New Orleans (12/19) in a Monday night victory, Aikman saw limited first half action in the cold and rain against the Giants (12/24) in the season finale. Following the regular season, Aikman posted the two most impressive passing days in Cowboys playoff history. In the Divisional Playoff Game against Green Bay (1/8/95), Aikman connected with Harper for a NFL postseason record 94-yard touchdown toss. It was the longest play from scrimmage in NFL postseason history. He also set Dallas records for passing yards (337) and com-



pletion percentage (76.7% on 23-of-30 passing) in a playoff game as the Cowboys posted a 35-9 win. The following week at San Francisco (1/15/95) in the NFC Championship Game, he broke his mark by throwing for 380 yards, and his 53 attempts tied a club playoff record. Both his attempts and yards were career highs (regular-season or postseason) at the time, and he also established NFC Championship Game records for attempts, completions and passing yards.

**1993:** In leading Dallas to its second consecutive Super Bowl title in 1993, Aikman posted one of the finest seasons ever by a NFL quarterback. His 99.0 quarterback rating was the second highest in team history and placed him second in the NFL, the highest finish by a Dallas quarterback since Roger Staubach led the league in 1979 with a club-record 104.8 rating. The top vote getter among all players for the Pro Bowl, Aikman earned a spot on his third consecutive Pro Bowl team following the season, his first as the starting quarterback. Other 1993 awards included All-Pro honors from *Sports Illustrated* and *The Sporting News*, *Football News* All-NFC and NFL Alumni Quarterback of the Year. The NFL's most accurate passer, Aikman led the league with a 69.1% completion rate. Aikman also avoided mistakes when throwing the football, leading the NFC and finishing second in the NFL in interception ratio at 1.53%, a club record. After missing most of the preseason following June 19 back surgery on a herniated disk, Aikman opened the regular season at Washington (9/6) by completing an 80-yard touchdown toss to Harper. The following week, Aikman attempted a season-high 45 pass attempts against Buffalo (9/12). At Phoenix (9/19), he completed 21-of-27 passes (77.8%) for 281 yards, beginning a streak of three straight weeks when his completion percentage topped the 70 percent mark. The following week he earned NFC Offensive Player of the Week honors when he completed 18-of-23 passes (78.3%) for 317 yards against Green Bay (10/3). He also posted a career-high 13.8 yards-per-attempt. At Indianapolis (10/10), he completed the three-game streak with a 21-of-28 day passing (75.0%). In the rain and wind at Philadelphia (10/31), Aikman had a string of 35 straight games with a completion percentage above 50.0% snapped when he was nine-of-19. For his play in guiding Dallas to four consecutive wins in October, Aikman was named NFC Offensive Player of the Month. Aikman completed his first ten passes against the N.Y. Giants (11/7) and 11-of-13 for 162 yards and two touchdowns before suffering a strained left hamstring early in the third quarter, forcing him to miss the remainder of that game and the games that followed against Phoenix (11/14) and Atlanta (11/21). Despite missing two and a half games due to injuries, he still threw for 3,100 yards to finish fourth in the NFC and posted his second consecutive 3,000 yard passing season, the first back-to-back 3,000-yard seasons by a Dallas quarterback since White accomplished the feat in 1980-81. He returned to action on Thanksgiving Day against the Dolphins (11/25) and threw his first interception since the Buffalo game (9/12), ending a string of 151 attempts without an interception, the third longest streak in club history. Aikman was 21-of-27 (77.8%) for 252 yards and two touchdowns against the N.Y. Jets (12/18). He then closed out the year with back-to-back season-high 80.0% completion days against Washington (12/26) (16-of-20) and at the N.Y. Giants (1/2/94) (24-of-30) – where he led Dallas to a 16-13 overtime win and the NFC East title. Over the final three games of the season, Aikman posted three straight games with a completion percentage over 70.0%, and including the playoffs, he extended the streak to six games. In completing 28-of-37 passes (75.7%) for 302 yards and three touchdowns against Green Bay (1/16/94) in a Divisional Playoff Game, Aikman had a club record streak of 111 postseason pass attempts without an interception snapped. In the NFC Championship Game against San Francisco (1/23/94), Aikman led Dallas to a 28-7 lead before suffering a concussion early in the third quarter that ended his day. He returned to action against Buffalo (1/30/94) and helped lead Dallas to the Super Bowl XXVIII title by completing 19-of-27 passes (70.4%) for 207 yards.

**1992:** Aikman led the team to victories in eight of the first nine games of 1992. After knocking off the defending Super Bowl champion Redskins (9/7) in the Monday night season opener, he threw three touchdown passes against Phoenix (9/20), including a season-long 87-yard touchdown toss to Irvin. Later in the year at Phoenix (11/22), Aikman completed a season-high 25 passes and threw for two touchdowns, beginning a string of five straight games in which he threw at least two touchdown passes – the longest such streak by a Dallas player since White had six straight multi-touchdown games in 1983. Down 27-24 late at Denver (12/6), Aikman completed 7-of-8 passes for 78 yards on a last minute touchdown drive to give Dallas a 31-27 come-from-behind win. The following week at Washington (12/13), he reached 10,000 passing yards in his 52nd career game, faster than any quarterback in team history. Aikman finished the season with 3,445 yards passing, his first 3,000-yard season and the third best yardage season in team history, to rank second in the NFC and fourth in the NFL in yards passing. His 302 completions were the second most in a season in team history and tied him for the NFC lead, second in the NFL. One of his finest passing performances of the year came at Atlanta (12/21) when he completed 13 straight passes, the second most in club history, on his way to a single-game career-high 85.7 percent (18-of-21) completion rate, the second best in team history. In leading Dallas to a club record 13 regular season wins, Aikman's 89.5 quarterback rating placed him third in the NFL and earned him his second consecutive Pro Bowl appearance. In the postseason, Aikman took his game to yet another level, completing 61-of-89 passes (68.5%) for 795 yards, eight touchdowns and no interceptions for a rating of 126.4. He had 322 passing yards in the Cowboys 30-20 win over San Francisco (1/17/93) in the NFC Championship Game, and he completed 70.6% (24-of-34) of his passes to establish a club playoff record. He broke that record by completing 73.3% (22-of-30) of his passes against Buffalo (1/31/93), earning MVP honors in Super Bowl XXVII. With his MVP award, Aikman joined Jim Plunkett and Terry Bradshaw as the only other quarterbacks drafted first overall to win the Super Bowl MVP award.





**1991:** The 1991 season was a preview of what was ahead for Dallas as evidenced in the Cowboys' win over the defending Super Bowl Champion New York Giants (9/29). Aikman earned NFC Offensive Player of the Week honors after completing five-of-six passes for 84 yards, including a 23-yard scoring toss to Irvin, on the game-winning drive late in the fourth quarter. Against Green Bay (10/6), he recorded a season-high 31 completions, including 12 straight at the end of the game. Despite missing the final four regular season games after spraining the lateral collateral ligament in his right knee in the third quarter of the Cowboys' victory at Washington (11/24), Aikman completed 65.3% of his passes to lead the NFC and earned his first trip to the Pro Bowl. At Detroit (10/27), he threw for a season-high 331 yards.

**1990:** In 1990, Aikman's value to Dallas was evident in the team's seven wins. In only one of those victories were the Cowboys ahead entering the fourth quarter. In the other six, Aikman completed 32-of-45 passes (71.1%) for 456 yards, two touchdowns and no interceptions in the final period to put Dallas on top. In the season-opening victory over San Diego (9/9), Aikman capped a 53-yard drive with his first NFL rushing touchdown, a one-yard sneak, to win the game with 1:58 remaining. In Tampa (10/21), he led Dallas on an 80-yard scoring drive – throwing for 60 and scrambling for 20 – that culminated in the game-winning 28-yard touchdown pass to Irvin with 1:56 left. Against the Rams (11/18), Aikman led the team 89 yards to set up the winning field goal in the fourth quarter. Four days later against the Redskins (11/22), he led the Cowboys to scores from 67 and 78 yards in the final period of a 27-17 Dallas win. Aikman completed 11 straight passes in the second half while engineering fourth quarter scoring drives of 80 and 50 yards to beat the Saints (12/2). Early in the Philadelphia game (12/23), Aikman separated his right shoulder forcing him to miss the season finale. When Aikman had surgery to repair the shoulder, he also had loose bodies removed from his right elbow.

**1989:** In 1989, Aikman showed tremendous poise for a rookie. After missing five games due to a broken left index finger suffered against the N.Y. Giants (10/1), Aikman threw for a NFL rookie record 379 yards at Phoenix (11/12). In that game against the Cardinals, he was knocked unconscious after rifling a 75-yard scoring strike to put Dallas up 20-17 with 1:43 remaining. Against the Rams (12/3), Aikman became the first Cowboys player since White in 1987 to throw four touchdown passes. The first rookie quarterback to start a season opener for Dallas since Roger Staubach in 1969, Aikman was named to most All-Rookie teams.

**COLLEGE:** In two seasons at UCLA, Aikman completed 64.8 percent of his passes for 5,298 yards and 41 touchdowns while throwing only 17 interceptions. He finished his career as the third rated passer in NCAA history. The All-America led the Bruins to a 20-4 record, including wins in the 1987 Aloha Bowl and the 1989 Cotton Bowl. In 1999, he was inducted into the UCLA Sports Hall of Fame. He transferred to UCLA after two seasons at Oklahoma (1984-85).

**PERSONAL:** Troy Kenneth Aikman grew up in Cerritos, CA, and earned all state honors at Henryetta, OK, High School after his parents (Kenneth and Charlyn) moved the family when Troy was 12. In 1991, he pledged to match any funds raised to build a health and fitness center for the town of Henryetta (pop. 6,000), where a street is named after him. Named Henryettan of the Year for 1992, Aikman also sponsors a scholarship at Henryetta H.S. for students who want to attend college but can't afford it. He also set up a permanently endowed scholarship at UCLA, where he majored in sociology. He has been selected to the Oklahoma High School Football All-Time Team and had his high school jersey retired. From 1991-96, Aikman was one of five finalists for the NFL Man of the Year, which honors players for their contributions to the community. After six seasons as a finalist, the NFL recognized him in 1997 as NFL Man of the Year, the league's highest award for community involvement. In 1992, he established the Troy Aikman Foundation, which constructs recreation areas in children's hospitals. The profits from a children's book he authored entitled *Things Change*, which was released in March of 1995 and was the nation's best-selling sports book for children, also go to his foundation. In the spring of 1995, the foundation made a donation to Children's Medical Center of Dallas for funding of "Aikman's End Zone," a 7,000 square foot high-tech interactive playroom for children staying at the hospital. In the spring of 1997, an "Aikman's End Zone" was opened at Cook Children's Medical Center in Fort Worth, and in 1999 he opened one in Oklahoma City at Children's Hospital of Oklahoma. Presently, a Theater 8 is planned for St. Anthony's Hospital in Oklahoma City. Featured in the End Zones is Starbright World – a computer network that links seriously ill children across the country into an interactive play-space designed especially for them. Starbright World is spearheaded by producer/director Steven Spielberg and General H. Norman Schwarzkopf. The group's goal is to improve the development of entertainment-oriented therapeutic resources for seriously ill children and their families. From 1997-99, he has served as Honorary Co-Chairman with Roger Staubach for the annual Children's Cancer Fund Fashion Show that raised over \$250,000 for pediatric oncology research. In addition to his personal foundation activities, Aikman has served on the board of the Irving, TX, Youth and Family Counseling Center and has been honorary chairman for numerous charitable fund-raisers throughout the Metroplex. He has served on numerous charity projects throughout Oklahoma and was the Oklahoma Red Cross honorary chairman, as well as a member of the advisory board for the Oklahoma Museum of Natural History. He was the honorary chairman and a participant in the 1995 Hitting for The Heartland, a celebrity baseball game to raise money for the Oklahoma bombing victims. He also worked with Roger Staubach on a poster to benefit the Children's Medical Center of Dallas. Aikman is involved with the Make-A-Wish Foundation, visiting with children with life threatening illnesses. In 1992, Aikman appeared on posters benefiting the USDA National and Texas State school lunch programs and is an advocate of the DARE program at numerous schools across the nation. Aikman also supports the West Texas Rehabilitation



Center, American Cancer Society, Easter Seals Society, Happy Hill Farm, Children's Medical Center of Dallas, Cook Children's Medical Center of Fort Worth, Irving Kops for Kids, Arlington Riverfest, Children's Hospital of Oklahoma and the Henryetta Education Foundation. Aikman also appeared in the Cowboys' United Way commercials from 1990-93 and 1998. Troy appeared in a public service announcement for the Texas Cancer Council in 1999 to help draw awareness to the dangers of smokeless tobacco. In March 1992, Troy sang in a celebrity choir during Farm Aid V, and in 1993, he recorded a country music single, *Oklahoma Nights*, on a compact disc titled *Everybody Wants to Be a Cowboy*. He was joined on the CD by special teams coach Joe Avezzano, who organized the effort, and former Cowboys Randy White, Walt Garrison and Jay Novacek. In 1996, he recorded songs with Toby Keith and Waylon Jennings for the NFL Country CD. Troy has also made a number of guest appearances on network television shows including *The Tonight Show with Jay Leno*, *The Late Show with David Letterman*, *Live with Regis and Kathie Lee* and was a presenter at both the *Country Music Awards* in 1993 and 1997 and at the *ESPN ESPY Awards* in 1994. In March 1994, Troy played himself in an episode of the sit-com *Coach*, and he also recorded a Logo Athletic commercial with his father as one of the extras. In the fall of 1996, he appeared as himself in the Academy Award winning motion picture *Jerry Maguire*. He was also the recipient of the Byron White Humanitarian Award in 1994. Aikman is also a four-time Bob Lilly award winner (1992, 1995, 1997-98), selected by Cowboys' fans and based on sportsmanship, dedication, leadership and achievement.

**AIKMAN'S COWBOYS TOTALS**

Year	Starting Record	Passing									
		Att.	Comp.	Yards	Pct.	TD	Int.	Long	Sacks/Yards	Rating	
1989	0-11	293	155	1,749	52.9	9	18	751	19/155	55.7	
1990	7-8	399	226	2,579	56.6	11	18	611	39/288	66.6	
1991	7-5	363	237	2,754	65.3	11	10	61	32/224	86.7	
1992	13-3	473	302	3,445	63.8	23	14	871	23/112	89.5	
1993	11-3	392	271	3,100	69.1	15	6	801	26/153	99.0	
1994	10-4	361	233	2,676	64.5	13	12	90	14/59	84.9	
1995	12-4	432	280	3,304	64.8	16	7	50	14/89	93.6	
1996	10-5	465	296	3,126	63.7	12	13	61	18/120	80.1	
1997	6-10	518	292	3,282	56.4	19	12	641	33/269	78.0	
1998	7-4	315	187	2,330	59.4	12	5	671	9/58	88.5	
Totals	83-57	4,011	2,479	28,346	61.8	141	115	90	2271/527	82.8	

**Playoffs**

1991	0-0	16	11	114	68.8	0	1	25	3/26	63.0
1992	3-0	89	61	795	68.5	8	0	70	7/43	126.4
1993	3-0	82	61	686	74.4	5	3	35	7/28	104.0
1994	1-1	83	53	717	63.9	4	4	941	5/35	87.3
1995	3-0	80	53	717	66.3	4	1	47	4/25	106.1
1996	1-1	65	37	343	56.9	1	4	23	3/26	51.0
1998	0-1	49	22	191	44.9	1	3	19	4/27	37.0
Totals	11-3	464	296	3,563	64.2	23	16	941	33/210	89.8

**Rushing**

Year	No.	Yds.	Avg.	Long	TD
1989	38	302	7.9	25	0
1990	40	172	4.3	20	1
1991	16	5	0.3	9	1
1992	37	105	2.8	19	1
1993	32	125	3.9	20	0
1994	30	62	2.1	13	1
1995	21	32	1.5	12	1
1996	35	42	1.2	10	1
1997	25	79	3.2	13	0
1998	22	69	3.1	23	2
Totals	296	993	3.4	25	8

**Playoffs**

1991	2	0	0.0	0	0
1992	9	38	4.2	19	0
1993	7	28	4.0	12	0
1994	2	11	5.5	9	0
1995	8	6	0.8	9	0
1996	3	4	1.3	21	1
1998	1	0	0.0	0	1
Totals	32	87	2.7	19	0

**ADDITIONAL STATISTICS**

Receiving: 1989 (1 rec, -13 yds); 1991 (1 rec, -6 yds)

**Single-Game Bests**

- Attempts - 57 vs. Minnesota, 11/26/98
- playoffs - 53 @ San Francisco, 1/15/95
- Completions - 34 @ N.Y. Giants, 10/5/97 and vs. Minnesota, 11/26/98
- playoffs - 30 @ San Francisco, 1/15/95
- Yards - 455 vs. Minnesota, 11/26/98
- playoffs - 380 @ San Francisco, 1/15/95
- Completion Percentage - 85.7 @ Atlanta, 12/21/92
- playoffs - 76.7 vs. Green Bay, 1/8/95
- Long - 90 @ San Francisco, 11/13/94
- playoffs - 941 vs. Green Bay, 1/8/95
- Touchdowns - 4 vs. L.A. Rams, 12/3/89 and @ Pittsburgh, 8/31/97
- playoffs - 4 vs. Buffalo, 1/31/93
- Interceptions - 4 vs. Green Bay, 12/24/89
- playoffs - 3 three times, last vs. Arizona, 1/29/99





## Aikman's Single-Game Bests, cont.

Consecutive Completions - 13 @ Atlanta, 12/21/92; @ Oakland, 11/19/95; and @ Arizona, 11/15/98  
 Consec. Att. w/o Int. - 14; last 28 vs. Denver, 9/10/95; all 38 @ Minnesota, 9/17/95; all 30 vs. Arizona, 9/24/95; all 3 @ Washington, 10/1/95; all 31 vs. Green Bay, 10/8/95; all 30 @ San Diego, 10/15/95; first 24 @ Atlanta, 10/29/95  
 Rushing Attempts - 8 three times, last @ L.A. Raiders, 10/25/92  
 playoffs - 4 vs. Pittsburgh, 1/28/96  
 Rushing Yards - 71 vs. Miami, 11/19/89  
 playoffs - 28 vs. Buffalo, 1/31/93  
 Long Rush - 25 @ Philadelphia, 12/10/89  
 playoffs - 19 vs. Buffalo, 1/31/93

## AIKMAN GAME-BY-GAME

		1989									
	Att.	Comp.	Yards	Pct.	TD	Int.	Long	Sacks/	Yards		
L-@ New Orleans 9/10	35	17	180	48.6	0	2	24			2/30	
L-@ Atlanta 9/17	23	13	241	56.5	1	2	65t			0/0	
L-Washington 9/24	21	6	83	28.6	0	2	36			4/27	
L-N.Y. Giants 10/1	6	1	11	16.7	0	0	11			0/0	
L-@ Green Bay 10/8											
L-San Francisco 10/15											
L-@ Kansas City 10/22											
L-Phoenix 10/29											
W-@ Washington 11/5											
L-@ Phoenix 11/12	40	21	379	52.5	2	2	75t			1/12	
L-Miami 11/19	33	25	261	75.8	1	1	21			0/0	
L-Philadelphia 11/23	21	7	54	33.3	0	3	13			1/1	
L-L.A. Rams 12/3	34	19	179	55.9	4	1	35t			2/14	
L-@ Philadelphia 12/10	30	17	152	56.7	1	0	21			5/45	
L-@ N.Y. Giants 12/16	22	11	84	50.0	0	1	22			2/17	
L-Green Bay 12/24	28	18	125	64.3	0	4	21			2/9	
		1990									
W-San Diego 9/9	29	13	193	44.8	1	1	28t			5/32	
L-N.Y. Giants 9/16	18	10	109	55.6	0	2	25			2/13	
L-@ Washington 9/23	43	23	207	53.5	0	2	20			8/64	
L-@ N.Y. Giants 9/30	26	21	233	80.8	1	1	23			0/0	
W-Tampa Bay 10/7	24	17	173	70.8	1	1	30			3/24	
L-@ Phoenix 10/14	25	9	61	36.0	0	2	13			4/27	
W-@ Tampa Bay 10/21	29	13	159	44.8	1	1	28t			2/14	
L-Philadelphia 10/28	41	22	233	53.7	1	1	29t			2/18	
L-@ N.Y. Jets 11/4	40	25	249	62.5	0	2	51			3/23	
L-San Francisco 11/11	21	9	96	42.9	0	1	26			2/16	
W-@ L.A. Rams 11/18	32	17	303	53.1	3	1	61t			1/8	
W-Washington 11/22	31	20	222	64.5	1	2	41			3/14	
W-New Orleans 12/2	21	15	177	71.4	1	0	45			2/16	
W-Phoenix 12/16	18	12	164	66.7	1	1	41			1/8	
L-@ Philadelphia 12/23	1	0	0	0.0	0	0	0			1/11	
L-@ Atlanta 12/30											
		1991									
W-@ Cleveland 9/1	37	24	274	64.9	2	0	23			2/9	
L-Washington 9/9	42	27	242	64.3	3	0	29			2/18	
L-Philadelphia 9/15	25	11	112	44.0	0	3	27			11/67	
W-@ Phoenix 9/22	20	12	150	60.0	0	0	26			1/11	
W-N.Y. Giants 9/29	27	20	277	74.1	1	0	38			1/8	
W-@ Green Bay 10/6	41	31	287	75.6	1	0	26			0/0	
W-Cincinnati 10/13	22	14	276	63.6	1	2	61			1/12	
L-@ Detroit 10/27	42	28	331	66.7	1	2	49			2/16	
W-Phoenix 11/3	23	17	191	73.9	0	2	37			4/26	
L-@ Houston 11/10	39	24	260	61.5	1	0	25			3/19	
L-@ N.Y. Giants 11/17	25	16	150	64.0	0	0	22			1/8	
W-@ Washington 11/24	20	13	204	65.0	1	1	39			4/30	
W-Pittsburgh 11/28											
W-New Orleans 12/8											
W-@ Philadelphia 12/15											
W-Atlanta 12/22											
		1992									
W-@ Chicago 12/29											
L-@ Detroit 1/5/92	16	11	114	68.8	0	1	25			3/26	
		1993									
W-Washington 9/7	31	18	216	58.1	1	2	29			0/0	
W-@ N.Y. Giants 9/13	35	22	238	62.9	2	0	27t			2/9	
W-Phoenix 9/20	21	14	263	66.7	3	0	87t			0/0	
L-@ Philadelphia 10/5	38	19	256	50.0	1	3	59			4/25	
W-Seattle 10/11	23	15	173	65.2	0	2	24			1/3	
W-Kansas City 10/18	29	21	192	72.4	1	2	22			1/9	
W-@ L.A. Raiders 10/25	25	16	234	64.0	0	0	52			5/27	
W-Philadelphia 11/1	33	19	214	57.6	2	1	25			1/0	
W-@ Detroit 11/8	25	16	214	64.0	1	1	57			0/0	
L-L.A. Rams 11/15	37	22	272	59.5	0	0	49			1/3	
W-@ Phoenix 11/22	36	25	237	69.4	2	1	37t			0/0	
W-N.Y. Giants 11/26	29	19	143	65.5	2	1	26t			1/1	
W-@ Denver 12/6	35	25	231	71.4	3	0	22			2/9	
L-@ Washington 12/13	35	23	245	65.7	2	1	40			4/24	
W-@ Atlanta 12/21	21	18	239	85.7	3	0	37			0/0	
W-Chicago 12/27	20	10	78	50.0	0	0	13			1/2	
		1994									
W-Philadelphia 1/10/93	25	15	200	60.0	2	0	41			2/14	
W-@ San Francisco 1/17/93	34	24	322	70.6	2	0	70			4/27	
W-Buffalo 1/31/93	30	22	273	73.3	4	0	45t			1/2	



Aikman Game-by-Game, (cont.)

	1993							Sacks/ Yards
	Att.	Comp.	Yards	Pct.	TD	Int.	Long	
L-@ Washington 9/6	29	17	267	58.6	2	0	80t	1/9
L-Buffalo 9/12	45	28	297	62.2	0	2	23	1/7
W-@ Phoenix 9/19	27	21	281	77.8	0	0	44	1/1
W-Green Bay 10/3	23	18	317	78.3	1	0	66	2/20
W-@ Indianapolis 10/10	28	21	245	75.0	1	0	30	2/14
W-San Francisco 10/17	35	21	243	60.0	1	0	36t	2/13
W-@ Philadelphia 10/31	19	9	96	47.4	0	0	21	2/11
W-N.Y. Giants 11/7	13	11	162	84.6	2	0	50t	2/12
W-Phoenix 11/14								
L-@ Atlanta 11/21								
L-Miami 11/25	43	28	181	65.1	1	1	19	0/0
W-Philadelphia 12/6	24	17	178	70.8	1	0	21	4/13
W-@ Minnesota 12/12	29	19	208	65.6	1	0	37	0/0
W-@ N.Y. Jets 12/18	27	21	252	77.8	2	3	42t	3/17
W-Washington 12/26	20	16	193	80.0	2	0	30	2/13
W-@ N.Y. Giants 1/2/94	30	24	180	80.0	1	0	22	4/23
<b>Playoffs</b>								
W-Green Bay 1/16/94	37	28	302	75.7	3	2	27	4/18
W-San Francisco 1/23/94	18	14	177	77.8	2	0	28	1/7
W-Buffalo 1/30/94	27	19	207	70.4	0	1	35	2/3
<b>1994</b>								
W-@ Pittsburgh 9/4	32	21	245	65.6	1	1	38	0/0
W-Houston 9/11	25	14	228	56.0	1	1	53t	3/3
L-Detroit 9/19	39	26	220	66.7	1	0	20	2/14
W-@ Washington 10/2	28	20	181	71.4	1	1	46	0/0
W-Arizona 10/9	22	16	231	72.7	2	0	42	0/0
W-Philadelphia 10/16	23	12	156	52.2	2	1	18	2/3
W-@ Arizona 10/23	5	3	51	60.0	1	0	28	0/0
W-@ Cincinnati 10/30	33	20	272	60.6	2	1	46	0/0
W-N.Y. Giants 11/7	24	19	241	79.2	1	0	36	0/0
L-@ San Francisco 11/13	42	23	339	54.8	0	3	90	3/18
W-Washington 11/20	13	8	87	61.5	0	0	18	0/0
W-Green Bay 11/24								
W-@ Philadelphia 12/4								
L-Cleveland 12/10	36	21	188	58.3	1	2	18	2/11
W-@ New Orleans 12/19	28	21	175	75.0	0	2	22	0/0
L-@ N.Y. Giants 12/24	11	9	62	81.8	0	0	18	2/10
<b>Playoffs</b>								
W-Green Bay 1/8/95	30	23	337	76.7	2	1	94t	1/7
L-@ San Francisco 1/15/95	53	30	380	56.6	2	3	44t	4/28
<b>1995</b>								
W-@ N.Y. Giants 9/4	20	15	228	75.0	1	0	43	0/0
W-Denver 9/10	31	18	196	58.1	2	1	29	0/0
W-@ Minnesota 9/17	38	24	246	63.2	1	0	26	2/13
W-Arizona 9/24	30	19	251	63.3	1	0	50	0/0
L-@ Washington 10/1	3	2	30	66.7	0	0	23	0/0
W-Green Bay 10/8	31	24	316	77.4	2	0	48t	1/4
W-@ San Diego 10/15	30	21	222	70.0	0	0	30	1/7
W-@ Atlanta 10/29	25	19	196	76.0	2	1	43t	1/4
W-Philadelphia 11/6	24	17	202	70.8	1	1	38	0/0
L-San Francisco 11/12	6	4	29	66.7	0	1	10	1/8
W-@ Oakland 11/19	24	19	227	79.2	1	0	36	1/4
W-Kansas City 11/23	29	21	192	72.4	2	0	33t	2/17
L-Washington 12/3	47	29	285	61.7	1	1	23	0/0
L-@ Philadelphia 12/10	28	11	110	39.3	0	0	19	3/23
W-N.Y. Giants 12/17	34	16	222	47.1	0	1	40	0/0
W-@ Arizona 12/25	32	21	350	65.6	2	1	48t	2/9
<b>Playoffs</b>								
W-Philadelphia 1/7/96	24	17	253	70.8	1	1	37	1/9
W-Green Bay 1/14/96	33	21	255	63.6	2	0	36	1/5
W-Pittsburgh 1/28/96	23	15	209	65.2	1	0	47	2/11
<b>1996</b>								
L-@ Chicago 9/2	37	21	192	56.8	0	1	16	2/19
W-N.Y. Giants 9/8	27	19	228	70.4	3	0	38	0/0
L-Indianapolis 9/15	27	17	184	63.0	1	0	22	0/0
L-@ Buffalo 9/22	33	16	164	48.5	0	0	24	1/4
W-@ Philadelphia 9/30	22	13	149	59.1	1	0	39	2/18
W-Arizona 10/13	37	23	199	62.2	0	1	25	0/0
W-Atlanta 10/20	24	17	265	70.8	2	0	60t	2/15
W-@ Miami 10/27	41	33	363	80.5	3	0	61	1/4
L-Philadelphia 11/3	33	21	179	63.6	0	2	24	0/0
W-@ San Francisco 11/10	39	24	230	61.5	1	1	28	2/8
W-Green Bay 11/18	35	24	206	68.6	0	0	31	1/1
L-@ N.Y. Giants 11/24	39	28	280	71.8	0	2	41	1/8
W-Washington 11/28	19	9	63	47.4	0	1	15	2/17
W-@ Arizona 12/8	24	15	255	62.5	1	0	55	1/1
W-New England 12/15	28	16	169	57.1	0	2	21	3/25
L-@ Washington 12/22								
<b>Playoffs</b>								
W-Minnesota 12/28	29	19	178	65.5	0	1	21	1/9
L-@ Carolina 1/5/97	36	18	165	50.0	1	3	23	2/17





## Aikman Game-by-Game (cont.)

	1997							Sacks/ Yards
	Att.	Comp.	Yards	Pct.	TD	Int.	Long	
W-@ Pittsburgh 8/31.....	30	19	295	63.3	4	0	55	0/0
L-@ Arizona 9/7.....	40	21	171	52.5	0	0	29	3/24
W-Philadelphia 9/15.....	36	17	205	47.2	1	0	27	2/18
W-Chicago 9/28.....	27	12	144	44.4	2	1	26	3/20
L-@ N.Y. Giants 10/5.....	52	34	317	65.4	1	2	36	1/7
L-@ Washington 10/13.....	31	17	193	54.8	1	0	42	3/18
W-Jacksonville 10/19.....	32	21	262	65.6	2	0	64	2/24
L-@ Philadelphia 10/26.....	6	2	21	33.3	0	0	13	2/10
L-@ San Francisco 11/2.....	36	22	218	61.1	1	2	54	4/34
W-Arizona 11/9.....	22	15	216	68.2	1	1	51	2/12
W-Washington 11/16.....	45	25	217	55.6	1	0	31	1/10
L-@ Green Bay 11/23.....	24	12	130	50.0	0	0	35	1/10
L-Tennessee 11/27.....	42	27	356	64.3	2	3	37	2/16
L-Carolina 12/8.....	26	14	180	53.8	1	0	52	4/42
L-@ Cincinnati 12/14.....	53	28	285	52.8	2	2	20	1/11
L-N.Y. Giants 12/21.....	16	6	73	37.5	0	1	26	2/13
<b>1998</b>								
W-Arizona 9/6.....	32	22	256	68.8	2	2	37	0/0
L-@ Denver 9/13.....	12	5	88	41.7	1	0	36	0/0
W-@ N.Y. Giants 9/21.....					DNP - Shoulder			
L-Oakland 9/27.....					DNP - Shoulder			
W-@ Washington 10/4.....					DNP - Shoulder			
W-Carolina 10/11.....					DNP - Shoulder			
L-@ Chicago 10/18.....					DNP - Shoulder			
W-@ Philadelphia 11/2.....	26	14	171	53.8	2	0	44	2/8
W-N.Y. Giants 11/8.....	23	16	161	69.6	1	0	32	0/0
W-@ Arizona 11/15.....	18	14	208	77.8	1	0	43	0/0
W-Seattle 11/22.....	42	28	296	66.7	2	1	24	1/4
L-Minnesota 11/26.....	57	34	455	59.6	1	0	67	0/0
L-@ New Orleans 12/6.....	32	16	192	50.0	0	0	30	2/18
L-@ Kansas City 12/13.....	35	18	199	51.4	2	1	28	1/3
W-Philadelphia 12/20.....	23	10	120	43.5	0	1	41	3/25
W-Washington 12/27.....	15	10	184	66.7	0	0	51	0/0
<b>Playoffs</b>								
L-Arizona 1/2/99.....	49	22	191	44.9	1	3	19	4/27


## Aikman's Regular Season Top 10

## Passing Yards

455 - vs. Minnesota (11/26/98)
379 - @ Phoenix (11/12/99)
363 - @ Miami (10/27/96)
356 - vs. Tennessee (11/27/97)
350 - @ Arizona (12/25/95)
339 - @ San Francisco (11/13/94)
331 - @ Detroit (10/27/91)
317 - vs. Green Bay (10/3/93)
317 - @ N.Y. Giants (10/5/97)
316 - vs. Green Bay (10/8/95)

## Completion Percentage (min. 20 atts.)

85.7 - @ Atlanta (12/21/92) (18-21)
80.8 - @ N.Y. Giants (9/30/90) (21-26)
80.5 - @ Miami (10/27/96) (33-41)
80.0 - vs. Washington (12/26/93) (16-20)
80.0 - @ N.Y. Giants (1/29/94) (24-30)
79.2 - vs. N.Y. Giants (11/7/94) (19-24)
79.2 - @ Oakland (11/19/95) (19-24)
78.3 - vs. Green Bay (10/3/93) (18-23)
77.8 - @ Phoenix (9/19/93) (21-27)
77.8 - @ N.Y. Jets (12/18/93) (21-27)



## Larry Allen

## Guard/Tackle

6'3" ★ 326 ★ 11/27/71

Sonoma State

D-2 for '94 (46th overall)

NFL: 6th Year ★ Cowboys: 6th Year



**GAMES/STARTS** (regular season, playoffs): 1994 (16/10, 2/2), 1995 (16/16, 3/3), 1996 (16/16, 2/2), 1997 (16/16), 1998 (16/16, 1/1). Total - 80/74, 8/8.

**PRO:** Widely recognized as one of the NFL's finest offensive linemen, Larry Allen has come farther in five years than anyone could have expected. The 10th offensive lineman selected in the 1994 NFL Draft, Allen was selected in the second round out of tiny Sonoma State. In just five NFL seasons, he is already a four-time All-Pro selection, three times at guard (1995-97) and once at tackle (1998). With his selection at tackle in 1998, he became just the third player in league history to be selected to the Pro Bowl at more than one offensive line position during his career. Allen joined William Roaf (New Orleans), Randall McDaniel (Minnesota), Bruce Matthews (Tennessee) and Dermontti Dawson (Pittsburgh) as the only members of the NFC and AFC starting offensive lines on the 1998 Pro Bowl squad to be making his fourth straight appearance. In his five seasons on the Dallas offensive line, Allen has shown his versatility by moving between right tackle (1994), right guard (1995-97) and left tackle (1997-98). During that time, he has been part of a group that has allowed just 115 sacks in 80 games (1.4 per game), fewest in the NFL during that time (Miami is second with 130 sacks allowed). He has also been a member of an offensive unit that has post-



ed the four lowest sacks allowed totals in club history with 18 in 1995, 19 in 1996 and 1998, and 20 in 1994. Allen has never missed a game, playing in 88 consecutive – including playoffs. He has started 81 straight games for Dallas, counting postseason.

**1998:** After ending the final three games of 1997 at left tackle, Allen was penciled into the position from day one of the 1998 season. All he did in his first full season at the NFL's toughest offensive line position was earn All-Pro honors from the Associated Press, *Pro Football Weekly*, *The Sporting News* and *USA Today*. He also garnered All-NFC recognition from *Pro Football Weekly* and *Football News*. When Allen's peers voted him to the NFC Pro Bowl squad at tackle for the first time in his career (fourth time overall), he became just the third player in league history to be selected to the Pro Bowl at more than one offensive line position during his career. Allen earned that recognition by being a vital cog in an offensive line that allowed just 19 sacks for 110 yards in 493 pass plays for the season – fewest in the NFL. His blocking also helped Emmitt Smith to seven 100-yard rushing days and 1,332 yards. In the season opener against Arizona (9/6), Allen debuted at his new position and helped the Dallas offense amass 444 total yards (188 rushing) – both totals were the highest since 1996. In addition, the offensive line did not allow a sack of Troy Aikman in 32 pass plays. In an October match-up at Washington (10/4), Allen helped lead the way as Dallas had two running backs top the 100-yard mark for just the third time in club history. Smith finished with 120 yards and one touchdown while Chris Warren added 104 yards and two touchdowns. The next week against Carolina (10/11), Allen helped Dallas roll up 428 yards of total offense (151 rushing and 277 passing). In November, Allen faced four of the NFC's top defensive ends in Hugh Douglas (fifth in the NFC with 12.5 sacks in 1998), Chad Bratzke (ninth with 11.0), Simeon Rice (tied for 11th with 10.0) and John Randle (10th with 10.5) and limited the group to four tackles and no sacks for the month. His streak started at Philadelphia (11/2) when he limited Douglas to one tackle and no sacks. The next week against Bratzke and the N.Y. Giants (11/8), his blocking helped Smith rush for 163 yards on 29 carries (5.6 avg.), and the Dallas offensive line allowed no sacks to a Giants defense that led the NFL in sacks in 1998. At Arizona (11/15), he was part of a line that allowed no sacks to the Cards defense and helped lead Smith to 118 yards and three touchdowns. For the day, Allen limited Rice to one tackle. Seattle brought the AFC's top sacking defense of 1998 into Dallas (11/22) and came away with just one sack (on an Aikman fumble), while the Cowboys ran for 173 yards on the day. Allen closed out his dominating month against John Randle and the Minnesota Vikings (11/26) and limited him to one tackle and no sacks in 81 offensive plays. In addition, he helped set a new club record for pass attempts in a game without a sack (57) and led the way as Smith rushed for three touchdowns to tie Marcus Allen's NFL record of 123 career rushing scores. In the regular season finale against Washington (12/27), Allen was part of a blocking unit that saw Smith run for two more touchdowns and break the NFL's all-time rushing touchdown record.

**1997:** After spending part of training camp working at left tackle, Allen returned to his regular spot at right guard for the first 13 games of the 1997 season. He started his third season at right guard at Pittsburgh (8/31), and he helped Dallas gain 380 total yards, including 295 yards passing while not allowing a sack. This kind of play would keep Aikman healthy and in the starting lineup for every game for the third straight season. In a Week Three win over Philadelphia (9/15), Allen suffered a strained left hamstring in the second quarter and did not return to action. Following the bye week, he returned to the starting lineup against Chicago (9/28) but was forced out of the game in the second quarter when he did not have the strength in his left leg to effectively block. Allen was back in the starting lineup for good the next week at the New York Giants (10/5). With the loss of Mark Tuinei at left tackle at Washington (10/13), Allen's season became more complicated. In games against Philadelphia (10/26) and Washington (11/16), Allen slid out to left tackle in third down passing situations. In the Redskins game, this group allowed just one sack in 46 pass plays. Allen finally became the full-time starter at left tackle against Carolina (12/8) and remained there the final three weeks. Despite moving between guard and tackle during the season, Allen was selected to his third straight Pro Bowl at guard and earned first-team All-Pro honors.

**1996:** Allen earned his second consecutive trip to the Pro Bowl along with consensus All-Pro and All-NFC honors, while the Dallas offensive line led the NFL by allowing just 19 sacks on the season, one shy of the club record set in 1995. In a win at Miami (10/27), Aikman was sacked just once while completing a season-high 33-of-41 (80.5%) pass attempts for 363 yards and three touchdowns. For the third straight year behind Allen, Smith ran for over 1,200 yards, and four times in 1996, Smith topped the 100-yard rushing barrier in a game, including a season-high 155 yards and three touchdowns on the ground against Washington (11/28). In the first round of the playoffs, Allen's blocking helped lead the Dallas running game to 255 rushing yards against Minnesota (12/28), the second best postseason total in club history. Smith's 6.8 yards-per-carry average in that game was the third best mark in club history.

**1995:** Despite starting 12 games in 1994, including the NFC Championship Game, the season opening win at the N.Y. Giants (9/4) marked Allen's first NFL start at guard. In a successful debut, Allen helped lead the way as the Dallas offense rolled to 459 yards, including 230 rushing yards – the most by the Cowboys since a 271 yard rushing performance at Philadelphia on Oct. 31, 1993. It wasn't until the third game of the season that the Dallas front five allowed a sack, and six times in 1995, Allen and the rest of the line held an opponent sackless. For the season, Dallas finished second in the NFL in fewest sacks allowed with 18, breaking the club record of 20 set by the 1994 group. In addition, Aikman was healthy and able to start every game for just the second time in his career behind this protection, helping Allen earn All-Pro honors. In the regular-season finale at Arizona (12/25), Allen's work with the line enabled Dallas to roll up 474 yards of total offense, the





most yardage by a Dallas team since Sept. 15, 1985. The Cowboys finished the season ranked fifth in the NFL in total offense, and behind this powerful line, Smith gained a club record 1,773 yards rushing, captured his fourth NFL rushing title in five years and scored a NFL record 25 rushing touchdowns. Following the season, Allen, who was in just his first year as a starting guard, was one of a club-record four Dallas offensive linemen to be selected to the Pro Bowl, joining Ray Donaldson, Nate Newton and Mark Tuinei. Allen also garnered All-NFC honors.

**1994:** Allen's rookie year didn't stay quiet long when he was forced into the lineup at left tackle at Washington (10/2) when Tuinei suffered back spasms. He performed like a veteran despite being just four games removed from Sonoma State, and he received a game ball for his play, which held the Redskins sackless on the day. The next week against the Cardinals (10/9), Allen earned his first NFL start, lining up at left tackle for Tuinei. It was the first time a rookie offensive lineman had started for Dallas since Nov. 24, 1991 when Williams started at right tackle against Washington. While lining up against Clyde Simmons on most downs, Allen limited him to five tackles and no sacks, and as a group, the offensive line did not allow a sack in 28 pass attempts in the Cowboys 38-3 win. Allen returned to spot duty the next two weeks, but early in the morning on Oct. 24, Williams was injured in an automobile accident and lost for the season. Allen moved into the starting lineup at Williams' right tackle spot for good at Cincinnati (10/30). The following week, he was part of an offensive line that helped Dallas amass 450 total yards against the N.Y. Giants (11/7). Both he and Tuinei received game balls for their blocking in the Monday night victory at New Orleans (12/19), a game in which the Saints were held without a sack. With 10 regular season starts, Allen tied Burton Lawless (1975) and Kevin Gogan (1987) for the most starts on the offensive line as a rookie in club history. On his way to garnering consensus all-rookie honors, Allen helped Dallas establish a then team record by allowing just 20 sacks – for losses totaling just 93 yards (fewest yards in the NFL). Smith finished the year third in the NFL rushing race with 1,484 yards, and the Cowboys were fifth in the NFL in rushing yards-per-game. In the playoffs, Allen received a game ball against Green Bay (1/8/95) when the Dallas offense picked up 450 total yards and Aikman completed 23-of-30 passes for 337 yards. In that game, he sprained his left ankle, but returned to action. In the NFC Championship Game at San Francisco (1/15/95), he struggled through three quarters on the injured ankle before leaving the game. Allen was the first player ever drafted from Sonoma State. Taken in the second round (46th overall), it marked the first time since 1981 Dallas had taken an offensive lineman that high.

**COLLEGE:** Allen began his college career at Butte Junior College in Oroville, Calif. (1989-90). After a year off, he enrolled at Sonoma State, a Division II school 45 miles north of San Francisco. In two years with the Cossacks, Allen gave up just one sack. During his senior year, Sonoma State set a mark with 334 yards rushing against Cal-State Hayward. A two-time All-America selection, Allen participated in the East-West Shrine Game and the Senior Bowl. In 1992, the Cossacks were primarily a passing team and established 10 new school records – including most yards gained, most touchdown passes, best gain-per-completion and highest passing efficiency.

**PERSONAL:** A native of Los Angeles, Allen attended a different high school each of his four years of school, finishing at Vintage High School in Napa, CA. He lettered in football as a freshman at Centennial Senior High in Compton, CA. Larry and wife Janelle have a daughter, Jayla (12/15/94) and son, Larry Jr. (7/21/96).



## Darren Benson

### Defensive Tackle

6'7" ★ 308 ★ 8/25/74

Trinity Valley C.C.

S3 for '95

NFL: 5th Year ★ Cowboys: 5th Year



**GAME/STARTS** (regular season, playoffs): 1995 (6/0, 0/0), 1996 (1R), 1997 (6/0), 1998 (1R). Total – 12/0, 0/0.

**PRO:** Despite missing the second season of his short career with a knee injury in 1998, the Dallas coaching staff is optimistic about Darren Benson's prospects in the defensive tackle rotation this fall. Under the wing of similar defensive line "projects", Leon Lett (seventh-round draft choice) and Chad Hennings (11th round), Benson was making great strides in his third offseason before tearing the ACL in his right knee during preseason action last year. Because of those strides and his size and speed, he has unlimited potential to make an impact along the defensive line in 1999 and beyond. Benson, just 25 years old despite entering his fifth NFL season, is the largest player on the defensive side of the ball for Dallas at 6-7, 308-pounds.

**1998:** For the second time in three years, Benson was sidelined for the year with a preseason knee injury. He tore the anterior cruciate ligament in his right knee in the preseason game at St. Louis (8/22) and was placed on the reserve/injured list on Aug. 24. He underwent successful surgery on Sept. 25 and spent the season and offseason rehabilitating the knee.

**1997:** After being deactivated the first three weeks of the season, Benson saw his first game action against Chicago (9/28) and recorded one tackle. It was his first regular season action since



the NFC Championship Game against Green Bay on Jan. 14, 1996, having missed the 1996 season with an ACL tear in his left knee. He was deactivated again at the N.Y. Giants (10/5), but had a tackle and a tackle for a loss at Washington (10/13) after moving into the defensive tackle rotation when Hennings was lost to a groin injury. Benson saw action in the next three games, but he was then inactive for five straight games after Hennings returned. Benson closed out the season by tying for the team lead among defensive linemen with four tackles at Cincinnati (12/14) while taking the place of Tony Casillas in the defensive tackle rotation.

**1996:** Benson's second year in the NFL was cut short when he suffered a torn ACL and MCL in his left knee during practice on July 29. He was placed on the reserve/injured list on Aug. 20 and underwent successful surgery on Sept. 5. He spent the season and spring rehabilitating the knee and getting stronger in the weight room.


**1995:** The Cowboys selected Benson in the third-round of the 1995 NFL Supplemental Draft on July 21. He immediately reported to camp and earned a roster spot. After being de-activated the first half of the season, Benson gained his first NFL playing time in fourth quarter action against Philadelphia (11/6) when the defensive front was crippled with injuries. He continued to see spot playing time throughout the second half of the season with Russell Maryland, Leon Lett and Charles Haley out of the lineup at various times. Benson also contributed on special teams, pairing with Lett to create one of the most formidable field goal rush pairs in the NFL.

**COLLEGE:** Benson starred on Trinity Valley's 1994 NJCA Championship team, amassing 109 tackles, 20 tackles for a loss and 21 sacks. He was part of a defense that helped TVCC to a 12-0 record. As a freshman, Benson accounted for 82 tackles and 10 sacks as the team went 11-1. A Prop-48 casualty coming out of high school, Benson spent the 1992-93 school year at Arkansas State, attending classes but not participating in football.

**PERSONAL:** Benson was a standout at Craigmont High School in Memphis, TN, where he graduated in 1992.

## BENSON'S COWBOYS TOTALS

Year	Solo	Tackles Ast.	Tot.	Sacks	Tkl/ Loss	QB Press.	Passes Def.	For. Fum.
1995 .....	2	2	4	0.0	0	0	0	0
1996 .....	Reserve/Injured	Reserve/Injured	-	-	-	-	-	-
1997 .....	5	2	7	0.0	1(-2)	0	0	0
1998 .....	Reserve/Injured	Reserve/Injured	-	-	-	-	-	-
Totals .....	7	4	11	0.0	1(-2)	0	0	0



## Terry Billups

### Cornerback

5'9" ★ 179 ★ 2/9/75

North Carolina

FA for '98

NFL: 2nd Year ★ Cowboys: 2nd Year



**GAMES/STARTS** (regular season, playoffs): 1998 (2/0, 0/0).

**PRO:** After displaying his outstanding speed and natural coverage ability last year, Terry Billups convinced the Dallas coaching staff that he is worthy of an opportunity to make the Dallas roster in the secondary. He spent the summer with the Rhein Fire in NFL Europe, and with his raw tools, he will have the chance to earn a spot as a contributor to nickel pass situations and special teams for Dallas in 1999.

**1999:** Billups, playing for Rhein Fire of NFL Europe, recorded four tackles, a pass defended, and a special teams tackle for Rhein's top-ranked defense.

**1998:** Billups was originally signed by New England as an undrafted free agent but was released at the conclusion of the Patriots summer training camp. He spent the last two weeks of September as a member of the Miami Dolphins practice squad before joining the Cowboys practice squad on Sept. 30. After seven weeks in Dallas, he was added to the Cowboys active roster on Nov. 24 to aid an injury depleted Cowboys secondary. After a back injury forced Kevin Smith out of the Thanksgiving Day loss to the Vikings (11/26), Billups saw extensive second half action, deflecting one pass. He remained on the Cowboys roster for the next game at New Orleans (12/6) although he did not see action against the Saints. Billups was released on Dec. 7 and re-signed to the Cowboys practice squad on Dec. 9.

**COLLEGE:** Playing as a reserve corner for North Carolina's second ranked defense in 1997, Billups totaled 10 tackles and a forced fumble for the season. His best performance as a senior came against Florida State when he recorded five tackles and forced a fumble. As a junior, he overcame offseason shoulder surgery to be one of the top reserves in the secondary, finishing with seven tackles, four passes defended and one interception. After missing spring practice prior to his sophomore season following shoulder surgery, Billups started 10 games at cornerback for the Tar Heels. As a redshirt freshman in 1994, Billups played in 12 games, starting four.






**PERSONAL:** Born in Weisbaden, Germany, Billups became a standout high school athlete in Orlando, Fla. He earned All-Central Florida honors and was a two-time all-conference and all-county selection in football for Oak Ridge High School. As a senior, he totaled 88 tackles and four interceptions as a cornerback, 325 yards and four touchdowns on 32 carries as a running back and 140 yards on five receptions as a receiver. He also lettered four times in track and won the state title in the 110 hurdles. Billups was named the Orlando Downtown Athletic Club's Scholar-Athlete as a senior. Billups earned his degree in communications from North Carolina in 1998. He was a teammate of Cowboys defensive ends Greg Ellis and Ebenezer Ekuban in college. Billups' older brother Lewis was a second round draft choice of the Cincinnati Bengals in 1986, and he played seven seasons as a defensive back in the NFL.

## BILLUPS' COWBOYS TOTALS

Year	Solo	Tackles Ast.	Tot.	Sacks	Tkl/ Loss	QB Press.	Passes Def.	For. Fum.	Blk. Kicks
1995	0	0	0	0.0	0	0	1	0	0



## Eric Bjornson

### Tight End

6'4" ★ 235 ★ 12/15/71

Washington

D-4a for '96 (110th overall)

NFL: 5th Year ★ Cowboys: 5th Year



**GAMES/STARTS** (regular season, playoffs): 1995 (14/1, 3/0), 1996 (14/10, 2/2), 1997 (14/14), 1998 (16/4, 1/0). Total - 58/29, 6/2.

**PRO:** After surfacing as one of the NFL's top receiving tight ends during the 1996 and 1997 seasons, Eric Bjornson took on a different role in Chan Gailey's offense in 1998, becoming a big-play threat as a receiver. Needing to develop a pass catching tight end in the mold of Jay Novacek, Dallas originally drafted Bjornson (be-YORN-sun) in 1995 to fill the back-up role and learn the position from the veteran. Viewed as someone who could fit the bill as a talented and versatile receiver at tight end, Bjornson began learning the position under Novacek as a rookie after shuttling between quarterback and wide receiver during his stay at the University of Washington. With Novacek's 1996 back injury, Bjornson's apprenticeship was cut short, and he was thrust into the spotlight as the starting tight end. When you realize that he had not played the position before coming to the NFL, Bjornson's first four years in the NFL are even more impressive. When compared to the first four seasons of some of the NFL's top tight ends, Bjornson's 117 receptions for 1,101 yards and four TDs stands out. Novacek, for example, had posted 60 receptions for 829 yards and seven TDs in his first four NFL seasons. Wesley Walls: 49 receptions, 473 yards, five TDs; Brent Jones: 50 catches, 592 yards, six TDs and Shannon Sharpe: 163 receptions, 2,056 yards, 13 TDs.

**1998:** Although he primarily served as the second tight end in 1998, Bjornson earned four starts during the year and saw considerable action as a slot receiver in four-wide receiver sets. He also developed into a serious big-play threat for Dallas, with catches of 27, 31, 34 and 43 yards. His first big strike of the year came at Denver (9/13) when he hauled in a 31-yard reception on third down to help set up Dallas' second touchdown of the game. Bjornson earned his first start of the season at Washington (10/4), filling in for Daryl Johnston when Dallas opened in a two tight end set. His second long-range strike of the year came at Chicago (10/18) when he recorded a 34-yard catch to help set up a Dallas field goal. At the time, it was the longest catch of his career. Bjornson's first trip into the end zone in 1998 came against the N.Y. Giants (11/8) when his two-yard scoring grab in the fourth quarter gave Dallas a 16-6 lead over the Giants. The 43-yard grab Bjornson hauled in at Arizona (11/15) was the longest catch of his career. Although he was tackled at the Cardinals one-yard line, his catch set up a Cowboys touchdown. He was also a part of the Cowboys 455-yard passing outburst against Minnesota (11/26) with two catches for 25 yards. In the three December games after David LaFleur suffered a sprained knee at New Orleans (12/6) and was forced from the lineup, Bjornson had six receptions for 71 yards. Twice during the closing month he started for LaFleur and posted his season-high with three receptions - at Kansas City (12/13) and against Washington (12/27). He also put up a season-best 55 receiving yards in the Redskins game. Sandwiched between those two contests was a game with Philadelphia (12/20) that produced one of the biggest plays of Bjornson's career. With Dallas facing a fourth down from the Eagles' seven-yard line, the field goal team was sent into the game. At the snap, Bjornson, the team's holder on field goals and extra points, stood up and ran seven yards off the left side for the only touchdown in a 13-9 Dallas win. It was the first fake field goal by Dallas since Oct. 10, 1993 at Indianapolis, when another tight end, Jay Novacek, ran two yards for a score. Bjornson posted two receptions for 12 yards in the playoff loss to Arizona (1/2/99).

**1997:** With the offseason retirement of Novacek, Bjornson entered 1997 knowing the role he would be asked to fill on a permanent basis for the Cowboys. He responded with one of the best



seasons ever by a Dallas tight end before suffering a fractured left fibula in Week 14. Prior to the injury, he was second in the NFC and sixth in the NFL among tight ends with 47 receptions, and he was second in the NFC, ninth in the NFL, in receiving yards by a tight end with 442. Despite the injury, Bjornson still finished second on the team with 47 receptions and was third with 442 yards. Many of his receptions came at critical times for the Dallas offense, including nine catches on third down to give Dallas a first down. For the season, 23 of his 47 receptions went for a first down, and in two years as a starter (1996-97), 44 of his 95 catches went for a first down, including 17 on third or fourth down to give Dallas a first down. At Pittsburgh (8/31), he hauled in two passes, and then he came back the next week with 59 receiving yards at Arizona (9/7), including a 29 yard grab from Aikman on the game's opening drive. Bjornson made a diving 24-yard catch with 1:33 remaining against Philadelphia (9/15) to set Dallas up at the Eagles 17-yard line, leading to an Aikman-to-Anthony Miller 14-yard game-winning touchdown pass two plays later. For the day, Bjornson had four receptions for 48 yards. He was Aikman's key receiver at the N.Y. Giants (10/5), posting a career-high 71 yards receiving on a team-high seven receptions – four of which came on Dallas' fourth quarter touchdown drive. Included in that yardage total was a season-long 32-yard catch. Bjornson tied for second on the team with three receptions at Washington (10/13), and he led the team with five receptions against Jacksonville (10/19), including one on third down and one on fourth down to give Dallas first downs and keep scoring drives alive. His two receptions at San Francisco (11/2) came on third down and gave Dallas a first down. Bjornson played a big role in the Dallas come-from-behind win against Washington (11/16), hauling in a 21-yard grab to kick-start the Cowboys' 97-yard touchdown drive to tie the game in the fourth quarter. For the day, he finished with six catches for 42 yards. His four catches at Green Bay (11/27), for 38 yards, tied for the team lead, and on Thanksgiving Day against Tennessee (11/27), he tied for second on the team with five receptions for 66 yards. After becoming a vital part of the Dallas offense, Bjornson was lost for the rest of the season when he fractured his left fibula in the second quarter against Carolina (12/8). He underwent surgery following the season to have screws inserted into the fracture.

**1996:** With back injuries keeping Novacek out of the line-up in 1996, Bjornson was thrown into the fire after just one season at tight end. Despite battling injuries himself during much of the year, Bjornson's sophomore campaign was a success. He was second on the team with 48 receptions, and he finished second in the NFC, seventh in the NFL, in receptions by a tight end. Those numbers might have been even higher were it not for ankle injuries that severely limited his effectiveness the final five games of the season. Through 11 games, Bjornson led the NFC (third in the NFL) in receptions among tight ends with 45, and he was second in the NFC (fifth in the NFL) among tight ends with 367 yards receiving. He showed big play abilities with five receptions of at least 20 yards, and he also proved to be a clutch performer, giving Dallas a first down on 21 of his 48 catches, including eight on third or fourth down – third best on the team. In the season opener at Chicago (9/2), a sore left hamstring from preseason kept him off the field until late in the fourth quarter. He returned to the line-up and had four second-half receptions for 41 yards, including a 23 yarder, against the N.Y. Giants (9/8). In his first start of the season (second of his career), he had five receptions for a season-high 54 yards against Indianapolis (9/15). The next week at Buffalo (9/22), he led the team with six catches for 48 yards. In a Monday night match-up in Philadelphia (9/30), he recorded the first touchdown reception of his career on a five-yard pass from Aikman. Bjornson then tied for the team lead with five receptions against Arizona (10/13). His second touchdown catch of the season proved to be a costly one when he suffered a sprained left ankle on a four-yard scoring grab at Miami (10/27). Despite nursing what would become a nagging injury the remainder of the season, Bjornson came out the next week against Philadelphia (11/3) and hauled in a pass from Aikman for a two-point conversion that tied the game at 21-21 in the fourth quarter. Still limping on the injured ankle, he led the team with a career-high eight receptions for 45 yards and a touchdown in the overtime win at San Francisco (11/10), with his six-yard scoring grab tying the game at 17-17 with 2:45 remaining. As if one sprained ankle wasn't problem enough for Bjornson, he sprained his right ankle in the fourth quarter against Green Bay (11/18) and left the game, but not before he caught a season-long 25-yard reception and totaled three catches for 40 yards. With two sprained ankles, he was inactive when Dallas traveled to the N.Y. Giants (11/24), and he was limited in his playing time over the final four weeks of the regular season, recording one catch in each of the next three games. He was then deactivated in the regular-season finale at Washington (12/22). He returned to the starting line-up against Minnesota (12/28) in the NFC Wild Card Game and had three receptions for 16 yards, his first multiple reception game since the Green Bay game.

**1995:** After leading the team with 16 receptions in preseason, Bjornson missed the season opener at the N.Y. Giants (9/4) with a sprained left shoulder. He saw his first NFL action the following week against Denver (9/10), recording his first career reception. He matched that with an eight-yard reception against Arizona (9/24). Twice during the season Bjornson recorded two receptions in a game, against San Francisco (11/12) and at Arizona (12/25). The Arizona game was also when Bjornson earned his first NFL start, replacing an injured Novacek and hauling in two passes for 22 yards, including a season-long 16-yard grab. He also finished third among offensive players with six special teams tackles.

**COLLEGE:** As a senior, Bjornson earned second-team All-PAC 10 honors at wide receiver when he led the Huskies with 49 receptions, the fifth highest total in school history, for 770 yards and seven touchdowns. Bjornson was sixth in the PAC-10 in receptions and tied for second in touchdown catches while earning Academic All-PAC 10 and All-America honors. Bjornson spent most of his junior season at quarterback, starting the final three games of the season and posting a 2-1 record. At UCLA (10/16/93), he tossed the only touchdown pass of his career, an eight yarder,





while quarterbacking and hauled in an 18-yard toss while lining up at receiver. After entering Washington as a quarterback, Bjornson redshirted the 1990 season and served as a backup to Billy Joe Hobert and Mark Brunell on the Huskies 1991 national championship team. As a sophomore, Bjornson first made the move to wide receiver. He was a member of Husky teams that amassed a 43-12 record from 1990-94, went to three Rose Bowls as the PAC-10 champion and captured the 1991 national title.

**PERSONAL:** Bjornson was born in San Francisco, CA, and starred at Bishop O'Dowd High School in Oakland, where he was a three-year starter at quarterback while earning scholar-athlete awards from the Oakland Tribune and the National Football Foundation Hall of Fame with his 4.02 GPA. As a senior, he guided his team to a 10-1 record and the East Shore Athletic League title. He earned a degree in sociology at Washington. Eric has served annually as a celebrity escort in the Children's Cancer Fund Fashion Show, which raises funds for pediatric oncology research. In April 1999, he hosted a golf tournament in Seattle, WA to benefit The Fred Hutchison Cancer Research Center and the Pete Gross House in Seattle, WA.

## BJORNSON'S COWBOYS TOTALS

Year	Receiving			Long	TD
	No.	Yds.	Avg.		
1995	7	53	7.6	16	0
1996	48	388	8.1	25	3
1997	47	442	9.4	32	0
1998	15	218	14.5	43	1
Totals	117	1,101	9.4	43	4
<b>Playoffs</b>					
1996	4	23	5.8	7	0
1998	2	12	6.0	9	0
Totals	6	35	5.8	9	0

## Single-Game Bests

Receptions - 8 @ San Francisco, 11/10/96  
 Receiving Yards - 71 @ N.Y. Giants, 10/5/97  
 Long Reception - 43 yards @ Arizona, 11/15/98

## Additional Statistics

Rushing: 1998 (1 carry, 7 yards, 1 touchdown).  
 Special Teams Tackles: 1995 (5-1-6), 1998 (1-1-2).  
 Totals (6-2-8).



## Freddie Childress

## Guard

6'4" ★ 335 ★ 9/17/65

Arkansas  
 FA for '99

NFL: 3rd Year ★ Cowboys: 1st Year



**GAMES/STARTS** (regular season, playoffs): 1991 (15/1-N.E.), 1992 (16/0-Clev.). Total - 31/1.

**PRO:** After becoming the best offensive lineman in the Canadian Football League, Freddie Childress brings his talents to Dallas to add depth along the Cowboys offensive front. Childress, a big, strong guard, was a three-time All-Canadian selection and the CFL's Most Outstanding Lineman in 1998. He led the Calgary Stampeders to two consecutive Grey Cups while earning All-Canadian, Western Division All-Star and Western Division Most Outstanding Offensive Lineman honors. Childress, who began his professional career in the NFL in the early '90s, is following in the footsteps of Cowboys center Mike Kiselak, who was the CFL's Most Outstanding Lineman in 1996 and 1997 before signing with Dallas last year.

**1998:** Childress was voted the Canadian Football League's Most Outstanding Lineman and a Western Division All-Star in helping lead the Calgary Stampeders to their second consecutive Grey Cup. His work along the offensive line helped quarterback Jeff Garcia earn MVP honors and, for the third consecutive year, running back Kelvin Anderson rush for over 1,000 yards.

**1997:** Childress was named All-Canadian for the second straight season and won the DeMarco-Becket Memorial Trophy, given annually to the Most Outstanding Offensive Lineman in the Western Division, after moving to strong side guard. He was also named a Western Division All-Star. He helped lead Calgary to the Grey Cup title while helping Anderson rush for over 1,000 yards for the second consecutive season.

**1996:** He signed with Calgary as a free agent and started every game at tackle, earning All-Canadian honors for the first time in his career. Childress was also voted to the Western All-Star team and helped Anderson to the first of three straight 1,000-yard rushing seasons.

**1995:** Childress was transferred to the Birmingham Barracudas, where he was named a Southern Division All-Star while playing in all 18 regular season games at tackle.

**1994:** He originally signed with Winnipeg of the CFL as a free agent but was transferred to Shreveport. He spent the season with the Pirates and earned the team's nomination for outstanding player and outstanding lineman honors. He was transferred back to Winnipeg in November.

**1993:** He spent 1993 out of football before signing with Winnipeg in 1994.

**1992:** Childress was traded from the NFL's New England Patriots to the Cleveland Browns for a 1992 eighth-round draft choice. He went on to play in all 16 games for the Browns before being released following the season.

**1991:** Childress went to training camp with Dallas but was waived Aug. 26. He was claimed off



waivers by New England on Aug. 27, where he played in 15 games, including starting at right guard against Miami (10/6). He helped hold down the offensive line while Hugh Millen passed for 3,073 yards and completed 60% of his passes.

**1989:** He was originally a second-round draft choice (55th overall) of the Cincinnati Bengals but was waived Sept. 5. He signed to the Los Angeles Raiders' developmental squad on Sept. 19 and was released on Oct. 30.

**COLLEGE:** Childress was a first-team All-Southwest Conference selection after starting every game for Arkansas as a senior in 1988. As a junior, he was a member of the Razorbacks offensive line that anchored a running attack that averaged 266.3 yards-per-game. He started every game at right guard and was named second team All-America and All-Southwest Conference as a sophomore after moving from defensive tackle to offense midway through his freshman campaign.

**PERSONAL:** Freddie Lee Childress was a consensus first-team All-America offensive tackle at West Helena, Ark., High School as a senior. He earned all-state, all-conference and all-district honors while also seeing playing time at defensive tackle. The "Big Chill" majored in industrial education at Arkansas.



## Hayward Clay

### Tight End

6'3" ★ 270 ★ 7/5/73

Texas A&M

Waiv(Chi) for '98

NFL: 3rd Year ★ Cowboys: 2nd Year



**GAMES/STARTS** (regular season, playoffs): 1996 (11/4 - STL.), 1998 (3/2, 1/0). Totals -14/6, 1/0 (Dallas 3/2, 1/0).

**PRO:** Hayward Clay was brought into the Dallas system in late August of 1998 in an effort to bolster the tight end position from the run blocking perspective. Having played in run-oriented offenses since high school, he is someone who can provide extra blocking stability to the Dallas running game. He gained a great deal of familiarity with the Dallas offense in 1998 and will compete for a roster spot this fall. Clay entered the NFL as the second of two sixth round draft choices (201st overall) of the Rams in 1996.

**1998:** In an effort to add a solid, blocking tight end to the Dallas running game, the Cowboys claimed Clay off of waivers on Aug. 31. He had gone to training camp with the Chicago Bears but was released on the final cut. Clay was inactive for the first 13 games of the season, but an injury to starting tight end David LaFleur at New Orleans (12/6) forced Clay into action. He saw his first action as a Cowboy in the loss at Kansas City (12/13). One week later, he earned his first start as a Cowboy in the 13-9 win over Philadelphia (12/20) that clinched the NFC East title for Dallas. Against the Eagles, Clay recorded his only catch of the year, a 27-yard reception from Troy Aikman that gave Dallas a first down on a second and 22 situation. The catch and run helped set up a Dallas field goal. In the Cowboys season finale against Washington (12/27), Clay deflected a first quarter Redskin punt that traveled just five yards and set up Dallas' first field goal of the game. In the wild card playoff loss to Arizona (1/2/99), he registered his first career post season reception.

**1997:** Clay went to training camp with the St. Louis Rams, but was released as camp ended.

**1996:** Clay saw action in 11 games as a rookie for the St. Louis Rams, including four starts. He saw his first NFL action in the season opener against Cincinnati (9/1), and he made his first career start against Jacksonville (10/20). Clay recorded his first professional reception at Baltimore (10/27), totaling two catches for eight yards. He registered a fumble recovery on special teams at New Orleans (12/1) before totaling a career-high four receptions for 51 yards, including a 34 yard catch to set up a touchdown, in the rematch with the Saints (12/21).


**COLLEGE:** Clay earned second-team All-Southwest Conference honors following his senior season at Texas A&M. He caught a career-high 19 passes for 235 yards and three touchdowns while starting 10-of-11 games in his final year. Despite being used primarily as a blocking tight end, he finished his collegiate career with 30 receptions for 391 yards and three touchdowns while playing in 42 games with 13 starts.

**PERSONAL:** Hayward John Clay lettered in football and basketball for Snyder, TX, High School, where he was used primarily as a blocker in the run-oriented offense. Clay, the oldest of seven siblings, received his degree in agricultural economics in the spring of 1999.

#### CLAY'S NFL TOTALS

Year	Receiving					TD	Additional Statistics
	No.	Yds.	Avg.	Long	Fumble Recoveries: 1996 (1)		
1996 (STL.)	4	51	12.8	34	0		
1998	1	27	27.0	27	0		
Total	5	78	15.6	34	0		
<b>Playoffs</b>							
1998	1	9	9.0	9	0		





# Dexter Coakley

## Linebacker

5'10" ★ 230 ★ 10/20/72

Appalachian State

D-3a for '97 (65th overall)

NFL: 3rd Year ★ Cowboys: 3rd Year



**GAMES/STARTS** (regular season, playoffs): 1997 (16/16), 1998 (16/16, 1/1). Total – 32/32, 1/1.

**PRO:** Although he entered the NFL as a third round draft choice, the expectations for Dexter Coakley have been high since his first day on the job. He won with relative ease the starting job at weakside linebacker in his first week of training camp as a rookie. As anticipated, he has become a potent playmaker, and he has provided a spark for the Cowboys defensive unit two years running. Despite the fact that he was an undersized rookie from a small college, Coakley has made an impression on the rest of the NFL, playing with the poise of a seasoned veteran. None of these accomplishments came as a surprise to Coakley, who has been exceeding expectations and beating the odds throughout his entire athletic career. What he lacks in size, he more than makes up for in quickness, speed (4.3) and intensity. His enthusiasm for the game, aggressive nature and determination to succeed are perhaps the best package of attributes that any Dallas player has brought to the organization in recent history.

**1998:** Coakley followed a stellar rookie campaign with a solid sophomore season, finishing second on the team with 127 tackles. He was a big part of the Cowboys pass defense, tying for third on the team with eight passes defended. Coakley was a big part of limiting the Cardinals to 45 rushing yards and 205 total yards by recording three tackles and two passes defended against Arizona (9/6) in the season opener. Four times in 1998 he led or tied for the team lead in tackles, another four times he was second on the team in tackles. At Denver (9/13), Coakley led the team with 11 tackles, including one for a two-yard loss. The next week at the N.Y. Giants (9/21), he tied his career-high with two passes defended while tying for fifth on the team with six tackles as the Dallas defense limited the Giants to 56 yards rushing and 252 total net yards. His nine tackles against Oakland (9/27) were good for fourth on the team and helped limit the Raiders to 288 total yards of offense. When the Dallas defense limited the Redskins to 256 total yards at Washington (10/4), Coakley was part of the act, finishing second on the team with seven tackles. The next week, the defense did an even more impressive job by holding Carolina (10/11) to 37 yards rushing on 21 carries (1.8 avg.). Coakley tied for third on the team with eight tackles in that performance. The biggest performance of his short career came at Chicago (10/18) when he led the team with a career-high 15 tackles, the second highest tackle total by a Cowboys player in 1998. In the third quarter, he picked off an Erik Kramer pass and returned it 18 yards to set up a Dallas touchdown. He also had a first quarter sack, his first of the season. When the Cowboys limited the Eagles to 200 yards of total offense (96 rushing, 104 passing) at Philadelphia (11/2), Coakley led the team with eight tackles and added his second sack of the season. He was second on the team the next week with eight tackles against the N.Y. Giants (11/8). Coakley tackled Ricky Waters for a two-yard loss and helped limit the Seahawks (11/22) to 66 yards rushing with his five-tackle performance. His eight tackles against Minnesota (11/26) on Thanksgiving Day tied him for the team lead. The final four games of the regular season at New Orleans (12/6), at Kansas City (12/13), against Philadelphia (12/20) and Washington (12/27), Coakley recorded nine tackles a game. In the Eagles contest, he also led the team with two special teams tackles, giving him 10 for the season – sixth best on the team. In the season finale, his nine stops also helped limit the Redskins to 80 yards rushing in the game and 82 total yards in the second half. In the first postseason action of his career, Coakley recorded five tackles and a special teams stop against Arizona (1/2/99).

**1997:** Coakley was awarded the starting job at weakside linebacker following a scrimmage with the Oakland Raiders (7/31) in training camp. He started the first preseason game the following weekend and never relinquished his grip on the position. By season's end, Coakley was the NFL's leader among all rookies in tackles with 136 stops – a total that was third on the Cowboys defensive list. He set a Dallas record for tackles by a rookie, topping Robert Jones' standard of 108 in 1992, and he was named to All Rookie teams that were selected by *Pro Football Weekly* and *Football News*. His 2.5 sacks were the most by a Dallas rookie since Russell Maryland registered 4.5 in 1991, and his sack total was good for seventh place among all NFL rookie defenders in 1997. Coakley was the club leader in tackles for a loss with 10 stops for losses totaling 11 yards. He was named the NFL's Defensive Rookie of the Month for October after tallying 31 tackles, one tackle for a loss and a fumble return for a touchdown. He reached double figures in tackles in six of the final eight games and seven times for the season. Coakley broke out of the gate with a very fast start in the season opener at Pittsburgh (8/31), becoming the first rookie to start a season opener for Dallas since Robert Jones started at MLB in 1992. Coakley led the team with eight tackles in his first NFL game, and he also added his first career interception, making him the first rookie linebacker to record an interception for Dallas since Dixon Edwards had one against Cincinnati (10/13/91). He was just as impressive the following week at Arizona (9/7) with eight stops, two tackles for losses, two quarterback pressures and a pass deflection. He also had a sack in overtime that forced a



Kent Graham fumble that Randall Godfrey recovered. In a Monday night game at Washington (10/13), Coakley displayed his talents in front of a national audience with substance and flair. He was second on the defense in tackles with 11 stops, and he also picked up a Redskin fumble and returned it 16 yards for his first career touchdown, making him the first rookie defender to record a touchdown for Dallas since Dixon Edwards had one against Cincinnati (10/13/91). It was also the first fumble return for a touchdown by a Dallas rookie since Larry Cole ran one back 21 yards at Washington on Nov. 17, 1968. He registered a season-high 12 tackles at Green Bay (11/23) while adding four tackles for a loss, tying the club record in that category. He also had a sack in the Packers game and went over the 100-tackle mark for the season. Four days later, he tied for second on the team with a season-high tying 12 tackle performance against Tennessee (11/27). In the process, he broke Robert Jones' single-season record for tackles by a rookie of 108 stops. He recorded his sixth double digit tackle game of the season with 10 stops against Carolina (12/8). He registered his seventh double figure tackle game with 10 stops in the season finale against the N.Y. Giants (12/21), while also adding his tenth tackle for a loss. Coakley was one of nine rookie draft choices to make the roster, and he was the first of five to start for Dallas in 1997.

**COLLEGE:** Coakley recorded a school record 616 tackles and 13 forced fumbles in a brilliant career at Appalachian State, that saw him register double figure tackle totals in 37 games and seven games with at least 20 stops. Coakley was a first-team Division I-AA All-America and the Southern Conference Defensive Player of the Year as a sophomore, junior and senior, and, in his first year at ASU, he was named the conference's Defensive Freshman of the Year. In 1995, he was named the inaugural recipient of the Buck Buchanan Award, which honors the nation's best Division I-AA defensive player, and he went on to bring home the same award following his senior season in 1996. Coakley was also named the Southern Conference's Athlete of the Year as a junior and senior, marking just the seventh time in conference history that one individual had earned that distinction in consecutive years. As a senior, he accumulated a career-high 166 tackles, and he was named the league's Defensive Player of the Week after having 20-tackle performances in games against Wake Forest, East Tennessee State and Furman. As a junior, he averaged 13.6 tackles-per-game in 11 regular season outings (150 total). Coakley was the defensive spark behind a Mountaineer team that went undefeated in the regular season and finished the year 12-1 after losing to Stephen F. Austin in a second round playoff game.

**PERSONAL:** A native of Mt. Pleasant, SC, Coakley graduated from Wando High School, where he earned four letters in football. He was the team's Most Valuable Player twice and was twice named all-conference as a defensive back. Coakley posted 295 tackles in his final two years of high school ball and was named his school's athlete of the year as a senior. He also lettered in wrestling. Coakley earned a degree in communications and advertising at Appalachian State and worked in the school's sports information office. Dexter has served as a celebrity escort in the annual Children's Cancer Fund Fashion Show which raises funds for pediatric oncology research and in 1999 was a guest coach at the club's Let Us Play! Sports Camp for Girls.


## COAKLEY'S COWBOYS TOTALS

Year	Tackles			Tot.	Sacks	Tkl/ Loss	QB Press.	Passes Def.	For. Fum.	Special Teams			
	Solo	Asst.								Solo	Asst.	Tot.	
1997	68	68	-	136	2.5 (-19)	10 (-11)	4	3	1	6	1	-	7
1998	63	64	-	127	2.0 (-14)	4 (-9)	5	8	0	9	1	-	10
Total	131	132	-	263	4.5 (-33)	14 (-20)	9	11	1	15	2	-	17
<b>Playoffs</b>													
1998	3	2	-	5	0.0	0	0	0	0	1	0	-	1
Year	Pass Interceptions					Opponents' Fumbles Recovered							
	No.	Yds.	Avg.	Long	TD	Year	No.	Yds.	Avg.	Long	TD		
1997	1	6	6.0	6	0	1997	1	16	16.0	16	0		
1998	1	18	18.0	18	0	1998	1	0	0.0	0	0		
Total	2	24	12.0	18	0	Total	2	16	8.0	16	0		

## Single-Game Bests

Tackles - 15 @ Chicago, 10/18/98  
Solo Tackles - 7 three times, last vs. Wash., 12/27/98  
Assists - 11 @ Chicago, 10/18/98

Tackles for Losses - 4 @ Green Bay, 11/23/97  
Quarterback Pressures - 2 @ Arizona, 9/7/97  
Passes Defensed - 2 @ N.Y. Giants, 9/21/98



## Quentin Coryatt

### Linebacker

6'3" ★ 250 ★ 8/1/70

Texas A&M

FA for '99

NFL: 7th Year ★ Cowboys: 1st Year



**GAMES/STARTS** (regular season, playoffs): 1992 (7/7-Ind.), 1993 (16/16-Ind.), 1994 (16/16-Ind.), 1995 (16/16, 3/3-Ind.), 1996 (8/7-Ind.), 1997 (15/15-Ind.). Total - 78/77, 3/3.





**PRO:** After spending the first six years of his career with the Indianapolis Colts, Quentin Coryatt signed with the Cowboys as a free agent on April 17. Coryatt, the second overall selection in the 1992 NFL Draft, will become part of Dallas' starting linebacking corps on the strongside, as well as provide Dallas with a third down pass rusher. His speed, quickness and ability to make plays, as shown by his 29 career double-digit tackle games, will give the Cowboys another linebacker that is capable of stopping the run, defending the pass and pressuring the quarterback.

**1998:** Coryatt was waived by the Colts on Aug. 31. He underwent reconstructive surgery on his left shoulder on Sept. 30 and spent the 1998 season and subsequent offseason rehabilitating.

**1997:** Coryatt started 11 games at linebacker and four games at left linebacker, missing the Tampa Bay (11/2) game with an achilles injury. He finished second on the team with 116 tackles, six pressures, two forced fumbles, two interceptions, two sacks and a pass defended. He recorded a season-high 15 tackles against the N.Y. Jets (10/5). The next week at Pittsburgh (10/12), he totaled 11 tackles and two forced fumbles. He picked off his first pass of the season against Green Bay (11/16), and he tallied 10 tackles and a sack at the Jets (12/7). Coryatt registered 10 tackles against Miami (12/14) before intercepting his second pass of the year at Minnesota (12/21).

**1996:** Coryatt finished the year with 58 tackles, four quarterback pressures, three hits, two fumble recoveries and a forced fumble despite missing eight games with injuries. He played but did not start at the N.Y. Jets (9/8), snapping a streak of 49 consecutive starts, and forced a fumble. He had a fumble recovery at Dallas (9/15) before straining his left calf against Miami (9/23). The calf strain caused him to be inactive at Buffalo (10/6). He then missed games against New England (10/20), at Washington (10/27), against San Diego (11/3) and at Miami (11/10) with a partial tear of his right pectoral muscle. He recovered a fumble against the Jets (11/17) before being placed on reserve/injured on Dec. 11 because of the pectoral tear.

**1995:** As the rightside linebacker, Coryatt ranked second on the team with 163 tackles, seven passes defended, six pressures, two and a half sacks, three fumble recoveries, a forced fumble and an interception. After departing the game early at the N.Y. Jets (9/10) with a groin injury, he returned to action at Buffalo (9/17), registering half a sack, and he added his first fumble recovery against St. Louis (10/1). Coryatt totaled a season-high 19 tackles, two passes defended and a sack against San Francisco (10/15) before recovering his second fumble at New England (11/19). He recovered another fumble against Miami (11/26) and forced a fumble at Carolina (12/3) before leaving the game with an achilles injury. He also recorded a sack against New England (12/23). Coryatt posted 30 tackles, a pressure, a pass defended and an interception during the Colts three game run to the AFC Championship Game.

**1994:** Coryatt moved from the middle to right linebacker, where he ranked third on the team with 141 tackles, six passes defended, two pressures, a sack and a fumble recovery. He registered seven double-digit tackle games on the year, including a season-high 14 tackles and a fumble recovery at Pittsburgh (9/18). He set a Colts record for the longest fumble return in club history when he returned one 78 yards for a touchdown against the Steelers. He suffered a stretched brachial plexus on the game's first play at the Jets (10/30) and missed the remainder of the game.

**1993:** After Indianapolis switched to a 4-3 defensive scheme, Coryatt started at middle linebacker and led the team in tackles with 150. He also totaled 11 passes defended, eight hurries, one sack and one forced fumble. He recorded his only sack of the year at Cincinnati (9/12) before posting a team season-high 17 tackles against San Diego (11/29).

**1992:** Coryatt started the first seven games of his rookie campaign at left inside linebacker in a 3-4 defensive scheme before suffering a displaced bone in his left wrist at Miami (10/25). He had a pin inserted the following day and was placed on reserve/injured on Oct. 27. At the time of his injury, he ranked second on the team with 54 tackles, two sacks, two forced fumbles and a fumble recovery. Despite missing the final nine games, he was voted to the *Pro Football Weekly/Pro Football Writers Association's All-Rookie team*. Coryatt recorded two sacks against Cleveland (9/6), and he totaled a season-high 11 tackles, a forced fumble and a pass defended at Buffalo (9/20). Coryatt was the second of two first round draft picks (2nd overall) for Indianapolis in the NFL Draft.

**COLLEGE:** Coryatt earned All-America and All-Southwest Conference honors as a senior at Texas A&M after totaling 92 tackles, 11 tackles for losses, four and a half sacks, three passes defended, one forced fumble and a fumble recovery. He registered 92 tackles, 18 quarterback pressures, five tackles behind the line of scrimmage, three sacks and two fumble recoveries as a junior to earn All-America, All-SWC and Associated Press Defensive Newcomer of the Year honors.

**PERSONAL:** Quentin John Coryatt, born in St. Croix, Virgin Islands, was an all-district performer and two-year letterman in football at Lee High School in Baytown, Tex. The kinesiology major was also selected to the All-Houston area team and to Max Emfinger's Super Dixie list. Coryatt also lettered in baseball and track at Lee.

CORYATT'S NFL TOTALS

Year	Tackles			Sacks	Tk/Loss	Passes		For. Fum.	Special Teams		
	Solo	Ast.	Tot.			Press.	Def.		Solo	Ast.	Tot.
1992 (Ind.).....	41	13	- 54	2.0 (-21)	1	1	2	1	0	0	- 0
1993 (Ind.).....	96	54	- 150	1.0 (0)	8	11	1	0	0	0	- 0
1994 (Ind.).....	61	80	- 141	1.0 (-4)	2	6	0	1	0	0	- 0
1995 (Ind.).....	86	77	- 163	2.5 (-5)	6	7	1	3	6	0	- 6
1996 (Ind.).....	31	27	- 58	0.0	4	0	1	2	0	2	- 2
1997 (Ind.).....	52	64	- 116	2.0 (-3)	6	1	2	0	0	1	- 1
1998.....					DNP						
Total.....	367	315	- 682	8.5 (-33)	27	26	7	7	6	3	- 9
<b>Playoffs</b>											
1995 (Ind.).....	18	12	- 30	0.0	1	1	0	0	3	1	- 4



## CORYATT'S NFL TOTALS (cont.)

Year	Pass Interceptions				
	No.	Yds.	Avg.	Long	TD
1995 (Ind.)	1	6	6.0	6	0
1997 (Ind.)	2	3	1.5	3	0
Total	3	9	3.0	6	0
<b>Playoffs</b>					
1995 (Ind.)	1	10	10.0	10	0



## Richie Cunningham

### Kicker

5'10" ★ 167 ★ 8/18/70

Southwestern Louisiana

FA for '97

NFL: 3rd Year ★ Cowboys: 3rd Year



**GAMES/STARTS** (regular season, playoffs): 1997 (16/0), 1998 (16/0, 1/0). Total – 32/0, 1/0.

**PRO:** Despite the daunting task of replacing one of the most accurate kickers in team and league history, Richie Cunningham has proven to be one of the most productive and accurate kickers in Cowboys history over the past two seasons. He not only holds the second highest field goal percentage in a season in club history (.919 in 1997), but he also has the second highest field goal percentage (.875) over a two year span by one kicker. He has made (63) and attempted (72) more field goals over a two-year time frame than any kicker in club history. Cunningham is the seventh player to kick for Dallas in the last 10 years, the fourth to gain his first NFL experience as a Cowboy.

**1998:** Cunningham finished another stellar season by tying the club record for points in a season by a kicker (127) and placing fifth in the NFC with an 82.9% success rate on field goals (29-of-35). His 29 field goals made is the third highest total in Cowboys history, and he became the fourth player in club history to post back-to-back 100 point seasons. In the season opener against Arizona (9/6), he converted a career-high five extra points and connected on his only field goal attempt of the day from 25 yards out. He finished the day at Denver (9/13) three-of-three on field goal attempts, including a club record tying and career-long 54-yarder. At the N.Y. Giants (9/21), Cunningham made all four of his PATs and a 40-yard field goal despite missing his first career field goal attempt from inside 40 yards – a string of 29 consecutive attempts made. He connected on a 40-yarder against Oakland (10/4) and a 42-yarder at Washington (10/4) before making two-of-three field goal attempts against Carolina (10/11). His only miss against the Panthers was on a 55-yard attempt that fell a yard short just before the half expired. He hit two 23-yard field goals at Chicago (10/18) and 33- and 25-yard field goals at Philadelphia (11/2). Against the N.Y. Giants (11/8), Cunningham attempted a season-high four field goals, connecting on three. He tied his career-high with five extra points at Arizona (11/15) before totaling a season-high 12 points against Seattle (11/22) on three-of-three field goals and three PATs. He again recorded 12 points four days later against Minnesota (11/26) with three-of-three field goals and three extra points. He hit a second quarter field goal from 32 yards out at Kansas City (12/13), and he was on the field for every point against Philadelphia (12/20), helping execute a fake field goal that resulted in a touchdown and hitting two-of-three field goal attempts. He registered 11 points on three-of-four field goal attempts and two PATs in the season finale against Washington (12/27). The Redskins game marked his sixth game of the season with 10-of-more points. In his first career postseason game against Arizona (1/2/99), Cunningham missed his only field goal attempt but hit his only extra point attempt.

**1997:** Cunningham finished his first NFL season as the second most accurate kicker in the league, first in the NFC, with a 91.9% accuracy rate (34-of-37), the second highest field goal percentage in team history. His 34 field goals led the NFL, and his 37 field goal attempts tied for the NFC lead, third in the NFL. He opened his NFL career by connecting on a 53-yard field goal in the season opener at Pittsburgh (8/31). This 53-yarder was the fourth longest debut field goal in NFL history. The next week at Arizona (9/7), he made five-of-six field goal attempts, becoming just the fourth player in club history to attempt six or more field goals in a game. He connected on five-of-five field goals the following week against Philadelphia (9/15). Cunningham earned NFC Special Teams Player of the Month honors for September by connecting on 15-of-16 field goal attempts and tying for the NFL lead with 53 points in four games. His 19-yard field goal at Washington (10/13) gave him 19 FGs in his first six career games, breaking Jan Stenerud's NFL mark of 18 set in 1967. He hit all four field goal attempts at Philadelphia (10/26), and he connected on his first career game-winning field goal against Washington (11/16), hitting from 40 yards out with 0:04 remaining in the game to give Dallas a 17-14 victory. With no field goal attempts against Tennessee (11/27), his club record streak of consecutive games with a made field goal was stopped at 12. He made his 33rd field goal of the season against Carolina (12/8), breaking Chris Boniol's club record of 32 (1996). Cunningham missed his only attempt in the season finale against the N.Y. Giants





(12/21), snapping his streak of 18 consecutive field goals made – the third longest streak in team history. Cunningham earned All-Pro honors from the Associated Press and *The Sporting News* while being named the NFC Kicker of the Year by the NFL Players Association and Special Teams Rookie of the Year by *Sports Illustrated*.

**1996:** Cunningham went to training camp with Green Bay but was released prior to the season.

**1994:** Cunningham battled for the Dallas kicking job during camp but was released in pre-season.

**COLLEGE:** A four-year letterman at Southwestern Louisiana, Cunningham assumed the regular field goal duties as a junior after handling mostly kickoff duties his first two years. As a junior in 1991, he was 5-of-11 on field goals, including a 50- and 46-yarder in a 13-12 win over Northern Illinois. As a senior, Cunningham led the 1992 Ragin' Cajuns with 39 points on 8-of-10 field goals attempts and 15-of-15 PATs. His 49-yard field goal provided the winning margin in a 17-14 win over Western Kentucky, and he hit a career-high three field goals against Tulsa. He was 14-of-21 on field goal attempts, with a long of 50, and 31-of-32 extra point attempts in his collegiate career.

**PERSONAL:** Richard Anthony Cunningham lettered three times in football and baseball, and once each in tennis and track, at Terrebonne, La., High School. He was named as one of the schools' Athletes of the Year after leading the baseball team to a district title as a senior. Cunningham, who earned a bachelor's degree in marketing, developed The Happy Days Foundation, which benefits underprivileged children in need of healthcare. With his "Kick for Kids" program, Richie and wife Kristin work with local corporations to provide healthcare needs for underprivileged children. During the offseason, he pursues his interest in the healthcare industry by working for a physician practice management company of Premier, Inc.

## CUNNINGHAM'S COWBOYS TOTALS

Year	PAT	Scoring		Long	Points
		FG	FG		
1997	24-24	34-37	53		126
1998	40-40	29-35	54		127
Totals	64-64	63-72	54		25

## Playoffs

1998.....1-1                      0-1                      -                      1

## Field Goal Accuracy

Year	11-19		20-29		30-39		40-49		50+	Total	Pct.
	1-1	16-16	9-9	7-10	1-1	34-37	919				
1997	1-1	16-16	9-9	7-10	1-1	34-37	919				
1998	1-1	9-9	8-11	10-11	1-3	29-35	829				
Totals	2-2	25-25	17-20	17-21	2-4	63-72	875				

## Playoffs

1998.....0-0                      0-0                      0-1                      0-0                      0-0                      0-1                      .000

## Single-Game Bests

Points – 16 @ Arizona 9/7/97

Field Goal Attempts – 6 @ Arizona 9/7/97

FGs – 5 @ Arizona 9/7/97 and vs. Philadelphia, 9/15/97

Long FG – 54 @ Denver, 9/13/98

PATs – 5 vs. Arizona, 9/6/98 and @ Arizona, 11/15/98



## Nathan Davis

## Defensive Tackle

6'5" ★ 312 ★ 2/6/74

Indiana

FA for '98

NFL: 3rd Year ★ Cowboys: 2nd Year



**GAMES/STARTS** (regular season, playoffs): 1997 (2/0-Atl.), 1998 (0/0, 0/0-Dal.). Total – 2/0, 0/0.

**PRO:** At 312 pounds, Nathan Davis is the biggest defensive player on the Cowboys roster, and he will be counted on this season to help stop up the middle in the Dallas run defense. Signed last season to provide Dallas with another athletic body along the defensive front, he showed an ability to make big plays throughout his college career. Being a young, energetic player, Davis will be looking to work his way into the defensive tackle rotation this season, help stop up the middle and pressure the quarterback.

**1998:** In an effort to add depth to their injured defensive tackle rotation, the Cowboys signed Davis on Oct. 5. He originally went to camp with the Atlanta Falcons, but was released July 29. After signing with Dallas, he was inactive Weeks Six through 16 and in the postseason.

**1997:** After being drafted by the Falcons in the second round (32nd overall) of the NFL Draft, Davis was inactive for the first 12 games of the season. He saw his first action of the year against New Orleans (11/23), and the next week at Seattle (11/30), he recorded a quarterback pressure. He was then declared inactive for the remaining three games of the year.

**COLLEGE:** Davis finished his career at Indiana with 133 tackles, 13 sacks and 37 tackles for losses, the third highest total in school history. As a senior in 1996, he registered 34 tackles and four sacks while being slowed throughout the year by a pelvic injury. As a junior, he amassed 60




tackles, six sacks and 20 stops for losses while being selected the Most Valuable Lineman by his teammates. His 20 tackles for losses were 13th best in the nation and the second most in Hoosier football history. Davis earned All-America and All-Big 10 honors while capturing indoor and outdoor conference shot put titles.

**PERSONAL:** As a defensive end at Richmond, IN, High School, Davis was named all-conference, second-team all-state and defensive player of the year after registering 108 tackles and 18 sacks as a senior. He also caught 13 passes for 220 yards and two touchdowns as the team's tight end. He won the state shot put title as a junior and a national indoor shot put championship as a senior. Davis finished 10th in the shot put at the 1996 Olympic Trials. Davis' cousin is Barry Larkin, a perennial all-star shortstop with the Cincinnati Reds.

## DAVIS' NFL TOTALS

Year	Tackles			Sacks	Tkl/Loss	QB Press.	Passes Def.	For. Fum.	Special Teams		
	Solo	Ast.	Tot.						Solo	Ast.	Tot.
1997 (Atl.).....	0	0	-	0.0	0	1	0	0	0	0	0



## Greg Ellis

### Defensive End

6'6" ★ 286 ★ 8/14/75

North Carolina

D-1 for '98 (8th overall)

NFL: 2nd Year ★ Cowboys: 2nd Year



**GAMES/STARTS** (regular season, playoffs): 1998 (16/16, 1/1).

**PRO:** Despite the pressure and expectations of being the Cowboys highest draft pick since 1991, Greg Ellis proved to be a consistent and productive rookie on the Cowboys defensive line. Playing on the strongside over opponent's tight ends, he developed into a solid run stopper that had the burst to get past the block and put pressure on the quarterback. Since tackle records began being kept in 1979, Ellis became the Cowboys first rookie defensive lineman to lead all defensive linemen on the team in tackles. It is this productivity, along with his size, intelligence and tenacity, that has Cowboy coaches excited about the contributions Ellis will make during his second season and for years to come.

**1998:** Ellis finished his rookie campaign high on the Cowboys defensive charts, leading the team with 22 quarterback pressures and all defensive linemen with 63 tackles. He also closed the year with five tackles for losses, five passes defended, three sacks, a forced fumble and a fumble recovery. This effort earned him all-rookie honors from *Football News* and *Football Digest*. Against Arizona (9/6), he became the first rookie to start a season opener at defensive end for Dallas since Bob Lilly in 1961. He finished with two tackles and two quarterback pressures against the Cardinals. He registered five tackles at Denver (9/13) before totaling three tackles and two quarterback pressures the next week at the N.Y. Giants (9/21). He also forced his first career fumble in the fourth quarter and helped limit the Giants to 56 yards rushing. He recorded his first career sack while adding three tackles against Oakland (9/27). He totaled five stops at Washington (10/4), and he registered a career-high nine tackles, one and a half sacks, a tackle for a loss and a quarterback pressure against Carolina (10/11) while helping limit the Panthers to 37 yards rushing on 21 carries (1.8 avg.). He had three tackles and helped limit the Bears to 2.5 yards-per-rush at Chicago (10/18). At Philadelphia (11/2), he helped limit the Eagles to 200 yards of total offense with two tackles, a tackle for a loss and a quarterback pressure. He recorded four tackles, half a sack and a pressure against the Giants (11/8) before recording two tackles and two pressures while helping limit the Cardinals to 32 rushing yards at Arizona (11/15). The next week against Seattle (11/22), he totaled two tackles and deflected his first NFL pass. Four days later against Minnesota (11/26) on Thanksgiving Day, he led all defensive linemen with four tackles while adding two pressures and two passes defended. He added six tackles, two quarterback pressures and his first career fumble recovery at New Orleans (12/6). He led all defensive linemen with seven tackles and a career-high four quarterback pressures against Philadelphia (12/20), and he registered four tackles, two tackles for losses, a pressure and a pass defended in the season finale against Washington (12/27). In his first postseason action against Arizona (1/2/99), he led all defensive linemen with eight tackles. Ellis is the highest draft choice among Dallas' defensive linemen and the highest drafted defensive lineman since Russell Maryland was taken with the first overall pick in 1991.

**COLLEGE:** With 32.5 career sacks, Ellis is the all-time sack leader at North Carolina, the same school that produced NFL Hall of Famer Lawrence Taylor. As a senior, Ellis was named first-team All-America by the Associated Press, Walter Camp, *Football News* and the American Football Coaches Association. He was also a finalist for the Lombardi Award, a semi-finalist for the *Football News* National Defensive Player of the Year Award and a first-team All-ACC selection for the third straight season after collecting 87 tackles, nine sacks and 32 quarterback pressures. As a junior,





Ellis was named second-team All-America by *The Sporting News* and first-team All-ACC for the second straight year after closing the season with 62 tackles, a school record 38 quarterback pressures and 12.5 sacks, the second most sacks in a season behind Taylor's 16 in 1979. Ellis compiled a streak of seven straight games with at least one sack, while registering at least one tackle for lost yardage in each of the last nine games of 1996. In 1995, Ellis became the first North Carolina sophomore to be named first-team All-ACC since Reuben Davis in 1985. Ellis was also named honorable mention All-America by UPI while recording 71 tackles and seven sacks. As a back-up defensive end during his redshirt freshman year, Ellis ranked second on the team in sacks with four.

**PERSONAL:** Gregory Lemont Ellis was an all-state selection as a tight end and defensive end at East Wake High School in Wendell, NC. During his high school career, he intercepted five passes and returned all of them for touchdowns. He also blocked four punts and returned two of them for scores. An outstanding basketball player, Ellis was selected to play in the North Carolina East/West Shrine Game. *The Greensboro News and Observer* voted him the Male High School Athlete of the Year in 1993. Ellis received his degree in communications studies at UNC, where he was also a member of the junior varsity basketball team as a sophomore. Ellis' wife, Tangie, was his high school sweetheart.

## ELLIS' COWBOYS TOTALS

Year	Solo	Tackles Ast.	Tot.	Sacks	QB Press.	Tk/ Loss	Passes Def.	For. Fum.	Fum.
1998	38	25	63	3.0 (-16)	5(-14)	22	5	1	1
<b>Playoffs</b>									
1998	2	6	8	0.0	0	1	0	0	0

## Single-Game Bests

Total tackles - 9 vs. Carolina, 10/11/98  
Solo tackles - 6 vs. Philadelphia, 12/20/98  
Assists - 4 vs. Carolina, 10/11/98  
QB pressures - 4 vs. Philadelphia, 12/20/98  
Passes defended - 2 vs. Philadelphia, 12/20/98  
Sacks - 1.5 vs. Carolina, 10/11/98  
Tackles for losses - 2 vs. Washington, 12/27/98



## Jason Garrett

## Quarterback

6'2" ★ 195 ★ 3/28/66

Princeton

FA for '93

NFL: 7th Year ★ Cowboys: 7th Year



**GAMES/STARTS** (regular season, playoffs): 1993 (6/1, 0/0), 1994 (4/1, 0/0), 1995 (1/0, 0/0), 1996 (1/0, 1/0), 1997 (1/0), 1998 (8/5, 0/0). Total - 21/7, 1/0.

**PRO:** After spending most of the first five seasons of his NFL career as Dallas' third quarterback, Jason Garrett became the Cowboys top back-up to Troy Aikman last year and delivered when called upon. Having to start five games in Aikman's absence, Garrett again showed what a valuable commodity he is to the Cowboys by leading the team to three victories while establishing career highs for attempts, completions, yards, touchdowns, and starts. A favorite of Cowboys fans, Garrett began his career as an undrafted rookie and spent two seasons on NFL practice squads, sandwiched around stints in the Canadian Football League, the World League of American Football and a year coaching at his alma mater, before making Dallas' active roster in 1993.

**1998:** For only the second time in his career, Garrett began the season as the Cowboys No. 2 quarterback, and he saw the most extensive action of his career. With Aikman missing five games early in the season with a fractured clavicle, Garrett accumulated a 3-2 record during Aikman's absence. After Aikman was injured in the second quarter at Denver (9/13), Garrett guided Dallas to field goals on his first three possessions and finished 14-of-19 (73.7%) for 113 yards. In his first start since Nov. 24, 1994, Garrett completed 11-of-27 passes for 224 yards and a touchdown on an 80-yard scoring pass to Billy Davis at the N.Y. Giants (9/21). The 80-yard hookup marked the longest pass of Garrett's career and the longest play from scrimmage by Dallas since a 90-yard Aikman-to-Alvin Harper pass play on Nov. 13, 1994. The next week against Oakland (9/27) marked the first back-to-back starts of Garrett's career, and he completed 18-of-33 passes for 222 yards and two interceptions. At Washington (10/4), he connected on 14-of-17 passes (82.4%) for 169 yards and a 43-yard touchdown to Ernie Mills. Garrett was 14-of-22 for 287 yards, including seven pass plays of over 20 yards, and two touchdowns the following week against Carolina (10/11). In his final start of the year at Chicago (10/18), he finished 14-of-26 for 136 yards, a touchdown and an interception. His next playing time came two games later against the Giants (11/8) when he took over for Aikman, who lacerated a finger, for one second quarter drive. He did not play again until



the season finale against Washington (12/27), when he completed five-of-11 passes for 51 yards on four second half drives.

**1997:** Garrett, inactive for the first 15 games, saw his only action of the year in the season finale against the N.Y. Giants (12/21), completing 10-of-14 passes for 56 yards in fourth quarter action.

**1996:** Garrett was inactive for 13 regular-season games and one postseason game in 1996 while not playing at Philadelphia (9/30) and against Arizona (10/13). He led three fourth quarter drives at Washington (12/22), completing all three of his passes for 44 yards and guiding Dallas to its only touchdown of the day. He saw his first career postseason action against Minnesota (12/28), leading the Cowboys to a field goal on two-of-two passing for 14 yards.

**1995:** Garrett was inactive as the third quarterback in 18-of-19 games. His only action was in the fourth quarter against San Francisco (11/12) when Aikman (bruised left knee) and Wade Wilson (lacerated left hand) were both injured. Garrett completed four-of-five passes for 46 yards, including an eight-yard touchdown pass to Michael Irvin.

**1994:** After being inactive for the first 10 games, Garrett saw action against Washington (11/20), replacing Aikman (sprained knee) and Peete (sprained thumb), who were injured during the game. In only his second NFL start, he led Dallas to a 42-31 come-from-behind victory against Green Bay (11/24) with a club record 36 second-half points. He led the team to scores on six consecutive drives, including five straight second-half touchdowns, after the Packers had taken a 17-3 lead. He finished the day 15-of-26 for 311 yards, two touchdowns and one interception. Garrett received a game ball from the coaches, earned NFC Offensive Player of the Week honors and was the NFL/Miller Lite Player of the Week.

**1993:** Garrett moved onto the active roster in 1993 and moved ahead of Hugh Millen on the depth chart after passing for 549 yards and three touchdowns in the preseason. Garrett orchestrated two scoring drives and completed five of six passes for 34 yards against the N.Y. Giants (11/7) after Aikman strained his left hamstring and left the game. The following week against Phoenix (11/14), Garrett earned his first NFL start in the Cowboys 20-15 win. He moved into the third quarterback spot and was deactivated for the final seven regular season games and all three postseason games with the mid-November signing of Bernie Kosar.

**1992:** Garrett attended training camp with Dallas, but he was released on the final roster cut, signing onto the practice squad the following day. Garrett started the year with San Antonio of the World League, but was released so he could sign with Dallas.

**1991:** Garrett opened the World League season as the starting quarterback for the San Antonio Riders, but he suffered a separated shoulder in the season opener. He rebounded to complete 60-of-113 passes for 609 yards, three touchdowns and three interceptions. Following his World League season, he joined the Ottawa RoughRiders of the Canadian Football League for 13 games, seeing very limited action.

**1989-90:** After going undrafted in the 1989 NFL Draft, Garrett signed with New Orleans as a free agent and spent the year on the Saints' developmental roster before being released prior to the 1990 season. He spent 1990 as an assistant coach at Princeton before joining the World League in the spring of 1991.

**COLLEGE:** An honorable mention All-America selection at Princeton as a senior, Garrett established NCAA Division 1-AA records for single-season completion percentage (68.2%) and lowest percentage of passes intercepted (1.0%). As the 1988 Ivy League Player of the Year, Garrett completed 204-of-299 passes for 2,217 yards, 12 touchdowns and 3 interceptions. Despite playing only two seasons at Princeton, Garrett finished his career second on the school's all-time passing list with 4,274 yards, including a career-high 309 yards on 25-of-31 passing against Lehigh as a junior.

**PERSONAL:** Garrett was an all-league safety and quarterback at University High School in Chagrin, OH. He also lettered in basketball and baseball, earning all-league honors in basketball. Born in Abington, PA, to Dallas Cowboys scout Jim Garrett, Jason and his family followed his father's coaching career with stops in Pennsylvania, Florida, Dallas, New Jersey, Houston, New Orleans and finally Cleveland. Jason has seven brothers and sisters, including Judd, an assistant coach with New Orleans, and John, an assistant coach with Arizona. Jason is very active in the community, visiting patients at Children's Medical Center of Dallas monthly and holding a summer youth football camp benefiting Spina Bifida Association, Happy Hill Farm, Irving Infant Intervention Center and Crossroads Interfaith Housing. In 1997, Jason established the Jason Garrett Starfish Charities, whose mission is to strive to make the Dallas/Ft. Worth community a better place by enriching the lives of its youth. Jason earned his degree in history from Princeton, where he met his wife, Brill, also a graduate of Princeton. Jason and Brill have both served as model escorts for the annual Children's Cancer Fund (of Dallas) Fashion Show.

## GARRETT'S COWBOYS TOTALS

## Passing

Year	Att.	Comp.	Yards	Pct.	TD	Int.	Long	Sacks/ Yards	Rating
1993	19	9	61	47.4	0	0	16	1/6	54.9
1994	31	16	315	51.6	2	1	68	2/13	95.5
1995	5	4	46	80.0	1	0	24	0/0	144.6
1996	3	3	44	100.0	0	0	32	0/0	118.8
1997	14	10	56	71.4	0	0	12	2/18	78.3
1998	158	91	1,206	57.6	5	3	80t	10/52	84.5
Totals	230	133	1,728	57.8	8	4	80t	15/89	85.9
<b>Playoffs</b>									
1996	2	2	14	100.0	0	0	12	0/0	95.8






## GARRETT'S COWBOYS TOTALS (cont.)

Year	Rushing				TD
	No.	Yds.	Avg.	Long	
1993	8	-8	-1.0	0	0
1994	3	-2	-0.7	0	0
1995	1	-1	-1.0	-1	0
1998	11	14	1.3	5	0
Totals	23	3	0.1	5	0

Single-Game Bests	
Passing Yards	- 311 vs. Green Bay, 11/24/94
Attempts	- 33 vs. Oakland, 9/27/98
Completions	- 18 vs. Oakland, 9/27/98
Touchdowns	- 2 vs. Green Bay, 11/24/94 and vs. Carolina, 10/11/98
Interceptions	- 2 vs. Oakland, 9/27/98



## Randall Godfrey

### Linebacker

6'2" ★ 245 ★ 4/6/73

Georgia

D-2b for '96 (49th overall)

NFL: 4th Year ★ Cowboys: 4th Year



**GAMES/STARTS** (regular season/ playoffs): 1996 (16/6, 1/1), 1997 (16/16), 1998 (16/16, 1/1). Total - 48/38, 2/2.

**PRO:** When the Dallas Cowboys drafted Randall Godfrey in 1996, they were looking for an aggressive linebacker that could provide depth in the linebacking corps and contribute on special teams. Godfrey provided more than depth as he earned the starting strongside linebacker job midway through his rookie season. With his ability to cover running backs and tight ends in pass patterns and fill rushing lanes, he has not relinquished the strongside spot since. Godfrey's physical and active style of play fits the Cowboys defensive scheme, and Dallas coaches keep raising the bar of expectations they have for him. He has started the last 38 straight games on the Dallas defense, and his experience, aggressiveness and athletic ability have made him a player who might be able to move into the middle linebacker spot on the Dallas defense.

**1998:** Godfrey started all 16 games at strongside linebacker and finished the season ranked fourth on the team in tackles with 115 stops. He led the team with three forced fumbles and led all linebackers in quarterback pressures with nine (fifth on the team). He also led all Dallas linebackers with a career-high three sacks (tied for fourth on the team). In the season opener against Arizona (9/6), Godfrey led the team with 11 tackles and added a pass defended as the Cowboys limited the Cardinals to 45 yards rushing and 205 yards of total offense. Two weeks later at the N.Y. Giants (9/21), he was second on the team with eight tackles and added his first sack of the season. The following week against Oakland (9/27), Godfrey led the team with a season-high 13 tackles - marking the second best total of his career. He also registered a tackle for a loss and a forced fumble in the 13-12 loss to the Raiders. The next week at Washington (10/4), he tied for second on the team with seven tackles while helping limit the Redskins to 256 total yards (92 rushing). In the Cowboys' 13-12 loss at Chicago (10/18), Godfrey had six tackles and recovered a fumble at the Bears' 14-yard line to set up a first quarter field goal. His effort helped limit the Bears to 2.5 yards-per-rushing attempt (31 carries for 79 yards). In the Monday night win at Philadelphia (11/2), Godfrey posted three tackles and a season-high two quarterback pressures while helping limit the Eagles to 200 yards of total offense (96 rushing and 104 passing). Two weeks later in the Cowboys 35-28 win at Arizona (11/15), He finished the day second on the team with nine tackles while adding his third sack of the year. Godfrey registered his second highest tackle total of the year in the loss at Kansas City (12/13), collecting 11 stops and two quarterback pressures. The following week, in the Cowboys division clinching win over Philadelphia (12/20), he led the team in tackles for lost yardage with two. In the season finale against Washington (12/27), Godfrey picked up his first career interception, stealing a Trent Green pass in the end zone that halted a potential Redskin scoring drive. He also forced a Washington fumble in the first quarter at the Dallas 12-yard line, killing another Redskin drive. In only his second career playoff game, against Arizona (1/2/99), Godfrey was fourth on the team with six tackles and led the Cowboys with two tackles behind line of scrimmage for seven yards in losses. Following the season, he underwent right shoulder reconstruction on Jan. 15, 1999 and proceeded with a three-month rehabilitation program.

**1997:** Godfrey followed up a successful rookie season with an even better second year, recording 149 tackles (second on the team), seven tackles for losses (second on team), six quarterback pressures, two passes defended and a sack. He led or tied for the team lead in tackles five times. He opened his sophomore campaign by registering seven tackles at Pittsburgh (8/31) and helping hold the Steelers to 174 total yards. He tied for the team lead with 11 tackles the next week at Arizona (9/7). Godfrey earned a game ball by totaling eight tackles and a tackle for a loss against Chicago (9/28). He registered nine tackles at the Giants (10/5) before recording his first NFL sack (splitting two sacks), while recording eight tackles at Washington (10/13). He earned his second game ball when he led the team with a career-high 14 tackles, two quarterback pressures and a tackle for a loss against Arizona (11/9). Godfrey totaled 11 tackles and a tackle for a loss against



Washington (11/16) before registering 11 tackles at Green Bay (11/23). He recorded 12 tackles against Tennessee (11/27) on Thanksgiving Day, and he opened the month of December by tying his career-high with 14 tackles against Carolina (12/8). He led the team with 10 tackles at Cincinnati (12/14), and he closed out the season with his seventh consecutive (eighth of the season) double digit tackle game with 12 stops, a pass defended and a tackle for a loss against the Giants (12/21).


**1996:** Godfrey saw special teams and spot linebacker duty during the first half of his rookie season before taking over the starting strongside linebacker job for the final six weeks. At Philadelphia (9/30), he knocked away a pass intended for Eagles running back Ricky Waters in the end zone to prevent a touchdown while playing linebacker in the Dallas goal-line defense. Godfrey led the team with three special teams tackles at Miami (10/27), and he registered two special teams tackles against Philadelphia (11/3) and at San Francisco (11/10). When he moved into the starting line-up against Green Bay (11/18), he became the first rookie to start at strongside linebacker for Dallas since Randy Shannon started against San Francisco on Oct. 15, 1989. Godfrey recorded four tackles in his debut against the Packers. He registered nine tackles the next week at the N.Y. Giants (11/24). At Arizona (12/8), Godfrey ran down Cardinals running back Leeland McElroy following a 32-yard run and forced a fumble, while also adding five tackles. Godfrey recorded three quarterback pressures and three tackles against New England (12/15) before tallying nine tackles at Washington (12/22). He recorded one tackle against Minnesota (12/28) in a wild card playoff game before suffering a sprained right ankle in the second quarter. His ankle injury forced him to miss the divisional playoff game at Carolina (1/5/97).

**COLLEGE:** Godfrey, a preseason All-America as a senior, missed four games with a pulled hamstring, but finished the season with 35 tackles and three tackles for losses. As a junior, Godfrey finished second on the team with 102 tackles, two sacks, 10 tackles for losses, five passes defended and a fumble recovery. A first-team All-SEC choice as a sophomore, Godfrey led the Bulldogs with 114 tackles, and he registered double digit tackle totals in five games. Godfrey was named SEC Freshman of the Year, Freshman All-SEC and Freshman All-America in 1992 as he became the first true freshman in Georgia school history to lead the team in tackles (114).

**PERSONAL:** Godfrey was a *USA Today* and *SuperPrep* magazine first-team All-America, as well as Class AAAA all-state and all-south first-team after leading Lowndes County High in Valdosta, GA, with 111 tackles, six sacks and two interceptions as a senior. He also lettered in track and was the basketball team's MVP. While attending Georgia, the Consumer Economics major was a volunteer speaker at Barrow Elementary School in Athens, Ga., educating children on the importance and interrelation of fitness and education. Godfrey has served as a model escort for the Children's Cancer Fund (of Dallas) Fashion Show. He also holds a summer football camp in Valdosta for area youth.

## GODFREY'S COWBOYS TOTALS

Year	Tackles			Sacks	Tkl/ Loss	QB Press.	Passes Def.	For. Fum.	Special Teams				
	Solo	Asst.	Tot.						Solo	Asst.	Tot.		
1996	21	10	-	31	0.0	1(-1)	5	1	1	8	1	-	9
1997	76	73	-	149	1.0(-5)	7(-18)	6	2	0	0	2	-	2
1998	66	49	-	115	3.0(-22)	4(-10)	9	3	3	4	2	-	6
Totals	163	132	-	295	4.0(-27)	12(-29)	20	6	4	12	5	-	17
<b>Playoffs</b>													
1996	1	0	-	1	0.0	0	0	0	0	0	0	-	0
1998	4	2	-	6	0.0	2(-7)	1	1	0	1	0	-	1
Totals	5	2	-	7	0.0	2(-7)	1	1	0	1	0	-	1
<b>Opponents' Fumbles Recovered</b>						<b>Single-Game Bests</b>							
Year	No.	Yds.	Avg.	Long	TD	Total tackles - 14 vs. Arizona, 11/9/97; and vs. Carolina, 12/8/97							
1997	1	0	0.0	0	0	Solo tackles - 10 vs. Carolina, 12/8/97							
1998	1	0	0.0	0	0	Assists - 8 @ Ariz., 9/7/97 and @ Green Bay, 11/23/97							
Totals	2	0	0.0	0	0	QB Pressures - 3 vs. New England, 12/15/96							
<b>Pass Interceptions</b>													
Year	No.	Yds.	Avg.	Long	TD								
1998	1	0	0.0	0	0								



## Toby Gowin

### Punter

5'10" ★ 167 ★ 3/30/75  
University of North Texas  
FA for '97

NFL: 3rd Year ★ Cowboys: 3rd Year



**GAMES/STARTS** (regular season, playoffs): 1997 (16/0), 1998 (16/0, 1/0). Total - 32/0, 1/0.

**PRO:** In two years as a pro, Toby Gowin has become one of the NFL's top young legs. He continues to show dramatic improvement in both his strength and consistency, and should provide the Cowboys a solid foundation in the kicking game again this season. Given a shot as a rookie free





agent following the departure of John Jett in free agency in 1997, Gowin has proven to be the perfect find for Cowboys' kicking coach Steve Hoffman. A home-grown product out of Jacksonville, TX and the University of North Texas, Gowin's outstanding hang-time on punts and kickoffs have given the Cowboys coverage teams plenty of time to get downfield and make plays. Only the fourth Dallas punter since 1984 (Mike Saxon, 1985-92; Buzz Sawyer 1987; John Jett 1993-96), Gowin has been in the spotlight since Day One and has not disappointed, these attributes should make him a mainstay in the Dallas kicking game for many years.

**1998:** After setting two club records as a rookie, Gowin suffered no sophomore slump in 1998, establishing a Cowboys record for punts downed inside the 20 in a season with 31 (on 77 punts). That broke the mark of 28 set by Saxon in 1986 (on 86 punts). The record breaking figure placed him third in the NFC and fourth in the NFL, and as an average (31-of-77 punts), his 40.3% figure of punts downed inside the 20 was the second best total in the NFC and third best in the NFL. He also improved his numbers in net and gross average, tying for seventh in the NFC in gross punting at 43.3 yards per punt – an improvement of 1.6 yards-per-punt over his rookie average. He also tied for seventh in the NFC in net punting at 36.6 yards-per-punt – an increase of 1.2 yards-per-punt. As a kickoff man, he averaged 67.6 yards (inside the three-yard line) on 82 regular season kickoffs, including 17 touchbacks. The opponent's average starting field position following his kickoffs was the 22.4-yard line, lowest in the NFL. His 17 touchbacks was the sixth best figure in the NFC, eight best total in the NFL, and was five more than he recorded as a rookie. Gowin opened the year against Arizona (9/6) by averaging a season-high 49.5 yards on four punts and ended the day with a season-high 44.8 yard net punting average. He helped limit Cardinals return man Eric Metcalf to 19 yards on four punt returns (4.8 avg.) and 41 yards on three kickoff returns (13.7 avg.). Five of his seven kickoffs went into the end zone, resulting in four touchbacks and starting field position for the Cardinals at the 20, 20, 13, 20, 20, 15, and 19-yard lines. He put five of six kickoffs into the end zone at Denver (9/13), resulting in four more touchbacks and averaged 51.0 yards on two punts, but his biggest play of the day came on a 33-yard run from punt formation in the third quarter that kept alive a Dallas drive and eventually led to a Dallas field goal. Gowin's 43.2-yard average at the N.Y. Giants (9/21) came on a career-high nine punts. Beginning his inside the 20 run, Gowin placed four of his five punts inside the 20 against Oakland (9/27). He also put one of his three kickoffs into the end zone and helped limit Desmond Howard to two kickoff returns for 35 yards (17.5 avg.). By putting three of six kickoffs into the end zone at Washington (10/4), Gowin logged one touchback and helped limit Brian Mitchell to a 17.8-yard kickoff return average. He also averaged 48 yards on four punts. With a season-long 65 yard punt at Chicago (10/18), Gowin averaged 44.6 yards on seven punts. Between kickoffs and punts, Gowin kept the Eagles in bad field position all night (avg. drive start was the Eagles 21) at Philadelphia (11/2), averaging 46 yards on six punts, including two inside the 20. He topped that the next week by limiting the N.Y. Giants (11/8) to 15.6 yards-per-kickoff return on five kickoffs and giving the Giants an average starting field position following punts and kickoffs at the 18-yard line. Gowin finished the year out with an incredible run of success, downing 19 of his last 32 punts inside opponents 20-yard line. In addition, five of the remaining 13 punts were touchbacks, leaving opponents with 80-or-more yards to go for a touchdown 75.0% of the time. One of Gowin's best all-around performances of the season came at New Orleans (12/6), averaging 45.6 yards on seven punts – including three inside the Saints 10-yard line. He also had touchbacks on both his kickoffs. Four times at Kansas City (12/13), Gowin pinned the Chiefs inside their 20-yard line, and he averaged 43.8 yards on five punts. He also suffered his first career blocked punt in the second quarter, snapping a string of 152 consecutive punts without a block. For the second straight week, and the third time this season, Gowin had four of his punts downed inside the opponent's 20-yard line when he accomplished the feat against Philadelphia (12/20). That total gave him 29 for the season, breaking Saxon's club record of 28 set in 1986. In the season finale against Washington (12/27), he had two of three punts downed inside the 20 and posted a 38.7 net average while also holding Brian Mitchell to an 11.4 average on five kickoff returns. In his first career playoff game, Gowin broke yet another Dallas punting record when he established a single-game postseason club record with four punts downed inside the 20-yard line against Arizona (1/2/99). He averaged 41.3 yards-per-punt (39.5 net) on six kicks for the day.

**1997:** Gowin finished his first NFL campaign by establishing a Dallas rookie record for punts in a season with 86, breaking Saxon's rookie mark of 81 set in 1985 and tying Saxon's club record for punts in a season set in 1986. At 41.8 yards-per-punt, Gowin posted the third highest average by a rookie punter in Dallas history, and he also finished second in the NFL among all rookie punters with a 35.4-yard net average. Gowin placed 30.2% (26-of-86) of his punts inside the opponent's 20 yard line, fourth best in the NFC. In addition to handling the punting chores for Dallas, Gowin was responsible for kickoff duties, putting his average kickoff inside the four-yard line and helping Dallas lead the NFL with an opponent's average drive start at the 22.5-yard line. His 12 touchbacks on 78 kickoffs were the seventh best figure in the NFC and 11th best in the NFL. His very first NFL punt went 54 yards at Pittsburgh (8/31), and he finished the day with a 46.3-yard average (41.3 net) on four punts. He also had three touchbacks on eight kickoffs. The next week at Arizona (9/7), Gowin averaged 46.8 yards on a season-high eight punts, including four 50+ yarders, and he added three more touchbacks on six kickoffs. The biggest day of Gowin's young career came against Chicago (9/28), when he established a club record by averaging 55.3 yards-per-punt (six punts for 332 yards), topping the mark of 53.4 set by Ron Widby against New Orleans on Nov. 3, 1968. That average included a 72-yard punt, which was the second longest punt in the NFC in 1997 and the longest by a Cowboy since Danny White hit a 73-yarder against the L.A. Rams on Oct. 14, 1979. He also posted a season-high 44.8 net average against the Bears. Gowin's record



setting performances continued at Washington (10/13). By placing five of his six punts inside the Redskins' 20-yard line, he tied the club record for punts inside the 20 in a game. Washington's starting field position following punts that night came at the 17, 20, one, seven, 18 and 12-yard lines. Gowin didn't limit his play to punting the ball, recording a key special teams tackle at Philadelphia (10/26) to bring down Mark Seay following a 33-yard punt return. In the cold wind of Lambeau Field, Gowin averaged 43.0 yards-per-punt on six kicks at Green Bay (11/23). He then came back four days later and averaged 46.5 yards-per-punt (41.8 net) against Tennessee (11/27) on Thanksgiving Day. Gowin took over the holding duties on field goals and extra points in the second quarter against Carolina (12/8) when Eric Bjornson suffered a fractured left fibula.

**COLLEGE:** As a senior at North Texas, Gowin was an All-Big West first-team selection after ranking 15th in the nation with a 44.3 yard average on 89 punts. Gowin was named to the Associated Press All-America third team, becoming the first Eagle to earn major college All-America honors since NFL Hall of Famer Joe Greene in 1969. He had a career-long 92-yard punt against Vanderbilt. As a junior, he ranked 19th in the nation with a 42.1 yard average. Gowin was an Academic All-Southeast Conference choice as a sophomore.

**PERSONAL:** Gowin was an all-state, all-east Texas and all-district kicker at Jacksonville, TX, High School (located 130 miles southeast of Dallas). As a senior, he averaged 38.5 yards-per-punt while converting 30-of-32 extra punt attempts and five-of-eight field goal attempts. Gowin was born March 30, 1975 in Jacksonville and received his degree in kinesiology from the University of North Texas. He and wife Niki, a former Dallas Cowboys Cheerleader, live in Irving, TX.

## GOWIN'S COWBOYS TOTALS

Year	No.	Yards	Avg.	Long	TB	IN 20	Blk.	Ret.	Ret. Yds.	Net
1997	86	3,592	41.8	72	9	26	0	40	365	35.4
1998	77	3,342	43.4	65	14	31	1	34	210	36.6
Totals	163	6,943	42.6	72	23	57	1	74	575	36.0

## Playoffs

1998	6	248	41.3	50	0	4	0	3	11	39.5
------	---	-----	------	----	---	---	---	---	----	------

## Additional Statistics

**Special Teams Tackles:** 1997 (3-1-4), 1998 (2-0-2).

Totals (5-1-6)

**Rushing:** 1998 (1 carry, 33 yards).

## Single-Game Bests


Punts - 9 @ N.Y. Giants, 9/21/98

Gross Average - 55.3 vs. Chicago, 9/28/97

Net Average - 44.8 vs. Chicago, 9/28/97

Inside the 20 - 5 @ Washington, 10/13/97

Long - 72 vs. Chicago, 9/28/97



## Darren Hambrick

## Linebacker

6'2" ★ 227 ★ 8/30/75

South Carolina

D5a for '98 (130th overall)

NFL: 2nd Year ★ Cowboys: 2nd Year



**GAMES/STARTS** (regular season, playoffs): 1998 (14/0, 1/0).

**PRO:** When the Cowboys drafted Darren Hambrick in 1998, Cowboys coaches saw an instinctive linebacker with lots of speed and range. His aggressive style of play lent itself to Dallas' defensive philosophy. But it was on special teams that his aggressiveness and athleticism shined. While helping the Cowboys finish near the top of all four major kicking game categories, Hambrick finished second on the team in special team tackles. He will be expected to continue that high level of play while becoming more involved with Dallas' defensive packages in 1999.

**1998:** Hambrick excelled on the Cowboys special teams units during his rookie campaign, finishing second on the team with 18 special team tackles. His play helped Dallas lead the NFL in kickoff coverage (18.5 yards-per-return) and finish third in punt coverage (6.2). In the season opener against Arizona (9/6), he broke-up his first NFL pass. He was a game day deactivation at Denver (9/13) and at the N.Y. Giants (9/21) before registering a defensive tackle and a special teams tackle at Washington (10/4). At Chicago (10/18), Hambrick led the team with three special team tackles and forced a fumble on a first quarter kickoff that was recovered at the Bears 29-yard line to set up a Dallas field goal. He totaled two special team tackles at Philadelphia (11/2) while breaking up a fourth quarter pass from the strongside linebacker position. He recorded a special teams tackle against Seattle (11/22) before leading the team with four special teams tackles and a forced fumble against Minnesota (11/26). He tied for the team lead with two special teams tackles against Philadelphia (12/20), and he closed the season against Washington (12/27) by tying for the team lead with three special teams tackles and helping limit Brian Mitchell to an 11.4 average on five kickoff returns. In his first postseason action against Arizona (1/2/99), Hambrick registered a season-high four defensive tackles and broke up a pass. Hambrick was the Cowboys first of two fifth round draft choices in the 1998 NFL Draft.





**COLLEGE:** Hambrick opened his senior season at South Carolina as the starting weakside linebacker before fracturing his left fibula in the season opener. He missed the next seven games before returning for the final three games. After sitting out 1995 under NCAA transfer rules, Hambrick earned second-team All-SEC honors as a junior at South Carolina after posting 83 tackles, four tackles for losses, 1.5 sacks, two forced fumbles and a fumble recovery. As a sophomore at the University of Florida in 1994, Hambrick saw action in every game and recorded 59 tackles, three tackles for losses, three passes defended, two interceptions, a sack, a forced fumble and a fumble recovery. Hambrick was the only true freshman to start a game on defense for the Gators when he started three games in 1993. He saw action in all 13 games and earned third-team Freshman All-America and SEC All-Freshman honors after totaling 46 tackles, five tackles for losses, two interceptions and a sack. Hambrick also competed in the high jump and long jump for the Florida track team in 1993 and 1994.

**PERSONAL:** Hambrick earned prep All-America, all-state and area defensive MVP honors after totaling 140 tackles as a senior at Pasco High School in Dade City, Fla. As a junior, he led the team to the class AAA state title. As a member of the track team, he became the first athlete in Florida history to qualify for five events at the state track meet, and he high jumped 7'1 3/4" as a senior. Hambrick's uncle, Jim "Mudcat" Grant, is a former major league pitcher, and his brother Troy is a senior running back at South Carolina. Darren majored in retailing at South Carolina.

## HAMBRICK'S COWBOYS TOTALS

Year	Tackles		Tot.	Sacks	Tkl/ Loss	QB Press.	Passes Def.	For. Fum.	Special Teams		
	Solo	Ast.							Solo	Ast.	Tot.
1998	1	1	2	0.0	0	0	2	2	11	7	18
<b>Playoffs</b>											
1998	1	3	4	0.0	0	0	1	0	0	0	0



## Dale Hellestrae

## Guard/Center

6'5" ★ 291 ★ 7/11/62

Southern Methodist  
T(Raiders) '90

NFL: 15th Year ★ Cowboys: 10th Year



**GAMES/STARTS** (regular season, playoffs): 1985 (4/0-Buff), 1986 (8/0-Buff), 1987 (IR-Buff), 1988 (16/2, 2/2-Buff), 1989 (IR-Raid), 1990 (16/0), 1991 (16/0, 2/0), 1992 (16/0, 3/0), 1993 (16/0, 3/0), 1994 (16/0, 2/0), 1995 (16/0, 3/0), 1996 (16/0, 2/0), 1997 (16/0), 1998 (16/0, 1/0). Total - 172/2, 18/3 (Dallas 144/0, 16/0).

**PRO:** Playing a position that only gets noticed when something goes wrong, Dale Hellestrae (HELL-u-stray) has been a pillar of consistency as the Cowboys deep snapper over the last nine years. Since his arrival, the Cowboys have not snap fumbled in 616 straight attempts, and during that same span, Dallas has fallen victim to just one blocked punt. From 1990 to 1998, Hellestrae was a key element in the Cowboys setting a club record for having 611 punting attempts without a blocked kick. Dallas also has not had a fumbled snap in 330 consecutive field goal attempts (regular and postseason). Hellestrae's precision snapping has led the Cowboys to record setting performances punting and kicking the football the past three seasons. He not only provides consistent, dependable snaps, but he also provides Dallas with a reliable back-up center and guard who has played in 160 consecutive games (including post season) for Dallas.

**1998:** Once again a pillar of stability in the deep snapping department, Hellestrae delivered 154 regular season snaps without a fumble on Dallas punts, field goals and extra point attempts. He also enjoyed his finest season in punt coverage by registering a career-high nine special teams tackles on the year. The Cowboys string of 611 straight regular season punting attempts without a blocked kick was snapped in the second quarter of the loss to Kansas City (12/13). The snap from Hellestrae on that play, however, was not a factor in the mishap. The Cowboys finished the season ranked third in the NFL in punt coverage, limiting their opponents to just 6.2 yards-per-return. In addition, Toby Gowin's 43.4 yard net punting average was the third best in club history.

**1997:** Hellestrae was again at the center of record setting performances by the Dallas special teams. First-year kicker Richie Cunningham connected on a club record 34 field goals, helping him finish second among all NFL players with 126 points. Cunningham connected on 91.9% (34-of-37) of his field goal attempts, the second highest percentage in the NFL and in team history. Rookie punter Gowin averaged 41.8 yards on a team record 86 punts, and he placed 30.2% (26-of-86) inside the opponent's 20 yard line, fourth best in the NFC. Following his precision punt snapping, Hellestrae got down field to register a special teams tackle against Philadelphia (9/15), at Philadelphia (10/26), against Arizona (11/9), against Washington (11/16) and at Green Bay (11/23).



**1996:** Hellestrae's precise deep snapping led to exceptional kicking game performances in 1996. Chris Boniol broke his own team record by connecting on 27 consecutive field goal attempts while making 32-of-36 (88.9%), the second highest percentage in the NFL. Boniol's 32 field goals set a Cowboys record for field goals made in a season, helping him finish fifth in the NFL in scoring with 120 points. Punter John Jett established a career-high by averaging 42.6 yards-per-punt, and he finished sixth in the NFC by landing 29.7% (22-of-74) of his punts inside the 20 yard line. Hellestrae also recorded a special teams tackle at Philadelphia (9/30) and against Arizona (10/13).

**1995:** Hellestrae led the Cowboys special teams to record performances in 1995. Boniol established a Dallas team record by connecting on 96.4% (27-of-28) of his field goal attempts, including 25 consecutive attempts. Boniol accounted for 127 points, the most points ever by a Cowboys kicker, and ranked fifth in the NFL (among all players) in scoring. Jett placed 17-of-53 punts (32.1%) inside the 20 yard-line, the third highest average in the NFC and eighth highest in the NFL. The only action Hellestrae saw with the offensive unit came in the fourth quarter against Philadelphia (11/6) at center. Hellestrae recorded a special teams tackle against San Francisco (11/12), Washington (12/3) and at Philadelphia (12/10) before tallying one special teams tackle in Super Bowl XXX against Pittsburgh (1/28/96).

**1994:** Hellestrae once again led the special teams units to lofty NFL rankings. Jett ranked sixth in the NFL with a 41.9 average, while rookie kicker Boniol finished the year ranked fourth in the NFC, seventh in the NFL, (among all players) with 114 points. Hellestrae saw fourth quarter action at center against Arizona (10/9) and took over at center in the third quarter against Philadelphia (10/16). He filled in at left and right guard, in short yardage situations, after injuries hobbled Nate Newton and Derek Kennard against the N.Y. Giants (11/7). He also took over at left guard for Newton for a couple of plays against Washington (11/20). Hellestrae added five special team tackles to lead all non-defensive players.

**1993:** The Dallas special teams units were among the NFL's elite in a number of categories in 1993 as Jett finished third in the NFC in net punting (37.7), kicker Eddie Murray connected on 28 field goals in only 14 games and Joe Avezzano was named 1993 Special Teams Coach of the Year by the NFL's special teams coaches. At the center of all these great performances was Hellestrae, the Cowboys deep snapper. Hellestrae ended the season with seven special teams tackles to lead all non-defensive players.

**1992:** With Hellestrae at center, the Cowboys special teams flourished. Kicker Lin Elliott had the most points (119) by a NFL rookie in seven years, and punter Mike Saxon extended his regular-season string of consecutive punts without a block to 204. Hellestrae saw his only duty with the offensive unit when he played right guard against Chicago (12/27).

**1991:** He saw considerable action at center against Atlanta (12/22) when Stepnoski was injured in the first half, playing an important role in Dallas' 31-27 come-from-behind victory.

**1990:** Hellestrae was acquired from the Los Angeles Raiders on Aug. 20 for the Cowboys seventh round draft choice in 1991. Hellestrae, who has played every position on the offensive line during his pro career, backed up at both guard and center, while also deep snapping.

**1989:** He signed as a Plan B free agent with the Raiders after four seasons with Buffalo but spent 1989 on injured reserve after breaking his leg in training camp.

**1988:** Hellestrae had his most productive year in 1988 when he started at right guard in the final two games of the season and in the Bills' two playoff games, including the AFC Championship Game against Cincinnati.

**1987:** Hellestrae missed the 1987 season after being placed on injured reserve with a hip injury.

**1986:** He played in the first two games before a broken wrist kept him out the next eight games.

**1985:** Drafted in the fourth round (112th overall) by Buffalo, Hellestrae missed the final 12 games of his rookie year with a broken thumb.

**COLLEGE:** A four-year letterman and two-year starter for Southern Methodist University, Hellestrae earned All-Southwest Conference honors as a senior in 1984. The Mustangs tallied a 45-5-1 record during his stint there and participated in the Cotton, Sun and Aloha Bowls. While at SMU, he played his college home games in Texas Stadium.

**PERSONAL:** Dale Robert Hellestrae was an all-state pick at Saguaro High School in Scottsdale, AZ. He spent one year at the Marine Military Academy in Harlingen, TX, after high school. Dale earned his degree in business administration from SMU and owns and operates a Cookie Bouquet franchise in Phoenix, AZ. In the spring of both 1998 and 1999, Hellestrae served as color analyst for FOX Sports broadcasts of NFL Europe games. He has also hosted weekly radio shows in Dallas and Phoenix. He is active in raising money in the Phoenix area to support the Larry Hellestrae Memorial Scholarship Fund which assists college bound students in the name of Hellestrae's father who passed away in 1998. Dale and his wife Brooke have two daughters, Hillary (2/17/92) and Kendyll (2/7/95).

#### HELLESTRAE'S COWBOYS TOTALS

##### Special Teams Tackles

**Regular Season:** 1990 (0-3 - 3), 1991 (0-1 - 1), 1992 (4-2 - 6), 1993 (4-3 - 7), 1994 (4-1 - 5), 1995 (0-3 - 3),

1996 (0-2 - 2), 1997 (0-5 - 5), 1998 (3-6 - 9), Totals 15-26 - 41.

**Playoffs:** 1992 (1-0 - 1), 1993 (2-0 - 2), 1995 (1-0 - 1), Totals 4-0 - 4.





# Nate Hemsley



## Linebacker

6'0" ★ 232 ★ 5/5/74

Syracuse  
FA for '97

NFL: 2nd Year ★ Cowboys: 2nd Year



**GAME STARTS** (regular season, playoffs): 1997 (2/0), 1998 (3/0, 0/0). Total – 5/0, 0/0.

**PRO:** In two limited seasons with Dallas, Nate Hemsley has already made a dramatic impact on the Cowboys special teams units. In five career games, he has forced a fumble on a kickoff return that led to a Dallas touchdown, recovered an onside kick and logged three special teams tackles. Hemsley is an undersized linebacker who is smart and uses his quickness to make plays all over the field. Dallas coaches were impressed with his quickness in breaking to the ball and his strong work habits, exhibited during a rookie season on the club's practice squad. This season, Hemsley will be given the opportunity to make the Dallas roster on the strength of his potential as an outside linebacker and as an aggressive special teams player.

**1998:** The season started on a high note for Hemsley as he entered the year as the top back up at weakside linebacker. In the season opener against Arizona (9/6), he recorded a special teams tackle that forced an Eric Metcalf fumble on a fourth quarter kickoff. Kenny Wheaton picked up the loose ball and returned it 15 yards for a touchdown in the Cowboys 38-10 win. Hemsley's season came to a quick and unfortunate end at the N.Y. Giants (9/21) when he suffered a dislocated and fractured right ankle while covering a punt in the third quarter. He underwent surgery on Sept. 23 to repair the injury and was placed on injured reserve on Oct. 5, ending his season.

**1997:** After originally signing with the Tennessee Oilers as a rookie free agent in 1997, Hemsley was released by the Oilers at the conclusion of training camp. He was then signed to the Cowboys practice squad, where he spent the majority of the season. His effort and performance in practice made an impact on the Dallas coaching staff, and Hemsley was activated Dec. 10, seeing action in the team's final two games of the season. After displaying strong potential as a special teams performer, Hemsley recovered an onside kick and registered a special teams tackle in his very first NFL game at Cincinnati (12/14). One week later, while seeing action at linebacker, he recorded one tackle for a loss of four yards in the season finale against the Giants (12/21).

**COLLEGE:** Hemsley was a first-team All-Big East selection as a senior after leading Syracuse with 106 tackles. He tied for third on the team with six tackles for losses and had three sacks. He also registered four quarterback pressures and three passes defended. As a junior, Hemsley finished second on the team with 119 tackles and 3.5 sacks while starting 11 games at outside linebacker. He finished second on the team with nine tackles and three tackles for losses in the Gator Bowl. Hemsley recorded 10 tackles and a fumble recovery against Oklahoma in the first game of his sophomore season before suffering a season-ending knee injury. He played in all 11 games as a redshirt freshman in 1993 and led the Orangemen with 81 tackles, while also registering two tackles for losses, two passes defended and a blocked kick.

**PERSONAL:** Nathaniel Richard Hemsley was a three-year letterman for Delran, NJ, High School, earning several second-team All-America honors, as well as All-Freedom League, All-Burlington County and Defensive Player of the Year honors. He earned a degree in retail marketing at Syracuse.

### HEMSLEY'S COWBOYS TOTALS

Year	Tackles			Sacks	Tkl/ Loss	QB Press.	Passes Def.	For. Fum.	Special Teams			
	Solo	Ast.	Tot.						Solo	Ast.	Tot.	
1997	1	0	–	1	0.0	1(-4)	0	0	1	0	–	1
1998	0	0	–	0	0.0	0	0	1	2	0	–	2
Total	1	0	–	1	0.0	1(-4)	0	1	3	0	–	3

# Chad Hennings



## Defensive Tackle

6'6" ★ 291 ★ 10/20/65

Air Force Academy  
D11 for '88 (290th overall)

NFL: 7th Year ★ Cowboys: 7th Year



**GAMES/STARTS** (regular season, playoffs): 1992 (8/0, 3/0), 1993 (13/0, 2/0), 1994 (16/0, 2/0),

1995 (16/7, 3/0), 1996 (15/15, 2/2), 1997 (11/10), 1998 (16/16, 1/1). Total – 95/48, 13/3.



**PRO:** Since joining the Cowboys in 1992 after fulfilling his four years of required duty with the United States Air Force, Chad Hennings has become a stalwart on Dallas' defensive line. Cowboys coaches moved Hennings from defensive tackle to nose tackle last season in Dallas' shifted defensive front, and he responded with the second highest tackle total of his career and his fourth consecutive 50-plus tackle season. With this consistent play during his seven years in Dallas, the Cowboys defense has finished as one of the top three units in the league four times (first in 1992 and 1994; second in 1997; third in 1996) and has finished below 10th only once. This level of play is the reason the Cowboys were willing to wait four years for Hennings' services after selecting him in the 11th round of the 1988 NFL Draft.

**1998:** Despite moving from defensive tackle to nose tackle, Hennings finished third among defensive linemen with 55 tackles, the second highest total of his career. He also added 13 quarterback pressures, five passes defended, two tackles for losses, a sack, a fumble recovery and a blocked extra point. In the season opener against Arizona (9/6), he registered three tackles and two pressures in helping limit the Cardinals to 45 rushing yards and 205 total yards. His playing time was limited at Denver (9/13) after suffering a sprained left knee and right ankle during the game, but he rebounded the next week at the N.Y. Giants (9/21) to record three tackles and his only sack of the season. He led all defensive linemen with six tackles against Oakland (9/27), and he totaled two stops at Washington (10/4). While helping limit Carolina (10/11) to 37 rushing yards on 21 carries (1.8 avg.), he registered two tackles and blocked the Panthers final PAT to help preserve a 27-20 win. It was Hennings' first career blocked extra point and the first blocked PAT by a Cowboy since Jim Jeffcoat blocked one at the N.Y. Giants on Dec. 16, 1989. At Chicago (10/18), Hennings recorded a season-high seven tackles, a tackle for a loss and a batted pass as the Dallas defense limited the Bears to 2.5 yards-per-rushing attempt. At Philadelphia (11/2), he helped limit the Eagles to 200 yards of total offense with four tackles. He registered two tackles and a team-high three pressures at Arizona (11/15) to help limit the Cardinals to 32 rushing yards on 21 attempts (1.5 avg.). Hennings had six tackles, a pass defended and a quarterback pressure at New Orleans (12/6) and a season-high tying seven tackles at Kansas City (12/13). Against Philadelphia (12/20), he logged six tackles, two pressures and a pass defended. In the season finale against Washington (12/27), Hennings recovered a first quarter fumble at the Dallas 12-yard line to end a Redskins drive and finished the day with two tackles, helping limit the Redskins to 80 yards rushing. He tallied four stops in the wild card playoff game against Arizona (1/2/99).

**1997:** Despite missing over five games due to a groin injury, Hennings still finished the year second among defensive linemen with 51 tackles, while finishing third on the team in sacks (4.5) and tying for fifth in quarterback pressures (six). He opened the season with three tackles and a sack at Pittsburgh (8/31) while helping limit the Steelers to 174 yards of total offense. The next week at Arizona (9/7), he returned a fumble four yards for his first career touchdown. He saw limited first quarter action against Philadelphia (9/15) before re-aggravating a strained groin suffered during practice. Because of his groin injury, he was inactive against Chicago (9/28), saw limited action at the N.Y. Giants (10/5) and was inactive at Washington (10/13), against Jacksonville (10/19), at Philadelphia (10/26) and at San Francisco (11/2). He returned to the starting line-up against Arizona (11/9) and recorded three tackles to help limit the Cardinals to 50 rushing yards on 19 carries (2.6 avg.). Hennings registered half a sack and three tackles against Washington (11/16) before totaling eight tackles and a sack at Green Bay (11/23). Against Tennessee (11/27) on Thanksgiving Day, he led all defensive linemen with 10 tackles. Hennings totaled seven stops against Carolina (12/8) and four tackles at Cincinnati (12/14). He recorded a career-high 11 tackles in the season finale against the N.Y. Giants (12/21) while adding 1.5 sacks, three pressures and a tackle for a loss.

**1996:** Hennings stepped into the starting lineup at left tackle and recorded career-highs with 30 quarterback pressures and five tackles for losses. He tied for second on the team with 4.5 sacks while recording 51 tackles, two passes defended, two forced fumbles, a fumble recovery and a blocked kick. Hennings recorded a season-high seven tackles at Chicago (9/2) before registering six stops against the N.Y. Giants (9/8) while helping limit them to 105 yards of total offense. Against Indianapolis (9/15), he had a team-high four pressures while adding four tackles. He tallied five tackles and a tackle for a loss at Buffalo (9/22) and then recorded three tackles and 1.5 sacks at Philadelphia (9/30). Hennings recorded a career-high five quarterback pressures against Arizona (10/13). Against Green Bay (11/18), he recorded three tackles, a sack, a tackle for a loss, a quarterback pressure and a forced fumble. Hennings blocked his first career field goal attempt against Washington (11/28) while leading the team with four pressures. At Arizona (12/8), he recorded five tackles, a sack, a forced fumble, a batted pass and two pressures. He totaled four tackles and a fumble recovery against New England (12/15) before being inactive for the season finale at Washington (12/22) to rest ailing elbows. Hennings tallied three tackles, a pass defended and a quarterback pressure against Minnesota (12/28) in a wild card playoff game before registering three tackles in the divisional playoff game at Carolina (1/5/97). Following the season, Hennings had surgery to remove loose bodies from both elbows.

**1995:** As a part of the Cowboys three tackle rotation, Hennings recorded a career-high 56 tackles while tying for second on the team in sacks (5.5) and finishing third in quarterback pressures (22). Against Denver (9/10), he deflected a second quarter John Elway pass that was intercepted, and he recovered a fourth quarter fumble. Hennings totaled a season-high four quarterback pressures against Green Bay (10/8), two weeks before logging five tackles at Atlanta (10/29). He recorded six stops in his first career start the next week against Philadelphia (11/6). Hennings registered a season-high nine tackles and 1.5 sacks while starting at right tackle at Philadelphia





(12/10). He started at right tackle against the N.Y. Giants (12/17) and recorded four stops, a sack and three quarterback pressures. He started at left tackle at Arizona (12/25) and contributed four tackles while helping limit the Cardinals to 63 yards rushing. Hennings recorded his first career postseason sack, to go with three tackles and two quarterback pressures, against Philadelphia (1/7/96). He recorded two tackles and two sacks against Pittsburgh in Super Bowl XXX (1/28/96).

**1994:** Hennings took advantage of the extra playing time created by free agency departures to set a career-high with 7.5 sacks while adding 27 quarterback pressures. His 7.5 sacks, second on the team, were the most sacks by a Dallas defensive tackle since Danny Noonan recorded 7.5 in 1988. Hennings received a game ball in the season opener when he recorded three tackles, three quarterback pressures and his first NFL sack at Pittsburgh (9/4). Against Philadelphia (10/16), he received another game ball for his two sack, two tackle, three quarterback pressure performance. He also added his first NFL fumble recovery against the Eagles. Hennings received his third game ball of the season against the N.Y. Giants (11/7) when he recorded four tackles, 1.5 sacks, three quarterback pressures and his first career forced fumble. He tied for the team lead with a season-high four quarterback pressures against Washington (11/20).


**1993:** Hennings saw action in 13 games and finished with 17 tackles and five quarterback pressures. He had two tackles against Green Bay (10/3) and saw considerable action at right tackle in third down passing situations at Philadelphia (10/31). The next week against the N.Y. Giants (11/7), Hennings played almost half of the defensive snaps at right tackle, recording three tackles and three quarterback pressures. He registered three stops while playing left tackle in passing situations against Phoenix (11/14) and recorded two tackles in a relief role at left tackle against Philadelphia (12/6). In Super Bowl XXVIII against Buffalo (1/30/94), Hennings recorded a tackle, two quarterback pressures and a pass defensed.

**1992:** Hennings, who had been away from football while serving a four-year Air Force commitment, made his return to the game in 1992. He was de-activated for the first five games and was in uniform for Kansas City (10/18), but did not play. Following his de-activation for the Raiders (10/25) and Philadelphia (11/1) contests, Hennings requested, and was granted, an opportunity to play on special teams. He tied for the team lead in special team tackles and played some at defensive tackle against Detroit (11/18). He appeared some at defensive end against the Cardinals (11/22), N.Y. Giants (11/26), Eagles (1/10/93) and Bills (1/31/93).

**COLLEGE:** The 1987 All-America and Outland Trophy winner at the Air Force Academy, Hennings set a Western Athletic Conference record with 24 sacks to earn WAC Defensive Player of the Year honors. As a senior against Wyoming in the season opener, he had seven tackles, three sacks, one fumble recovery and three batted passes, including one that was intercepted.

**PERSONAL:** As a pilot of the A-10 tankbuster (also known as the 'Warthog'), Hennings was stationed in London the two years preceding his arrival in Dallas. In the final days of the Gulf War, he escorted the planes that dropped supplies to the Kurds in northern Iraq and southern Turkey as part of 'Operation Provide Comfort.' He underwent pilot training at Sheppard Air Force Base in Wichita Falls, TX, approximately 100 miles northwest of Dallas. He is currently a Captain in the active reserves, serving as a Liaison Officer for the Air Force Academy. He is a native of Elberon, IA (pop. 150), where he grew up on a 900-acre farm. He was a two-time, all-state football player and state-champion wrestler at Brenton Community High School. A former member of the 4-H Club and Future Farmers of America, Hennings earned his degree in management at the Air Force Academy. In May of 1996, Hennings was a member of the first class inducted into the Independence Bowl Hall of Honor. In April of 1999, he was inducted into the GTE Academic All-America Hall of Fame, which honors former student-athletes for their professional achievements and community service work. He and his wife Tammy have a son, Chase, and a daughter, Brenna.

HENNINGS' COWBOYS TOTALS									
Year	Solo	Tackles Ast.	Tot.	Sacks	QB Press.	Tkl/Loss	Passes Def.	For. Fum.	Blk. Kicks
1992	1	1	2	0.0	0	0	0	0	0
1993	6	11	17	0.0	5	0	0	0	0
1994	25	10	35	7.5 (-49)	27	3(-6)	1	1	0
1995	34	22	56	5.5 (-39)	22	1(-1)	2	0	0
1996	31	20	51	4.5 (-27)	30	5(-14)	2	2	1
1997	24	27	51	4.5 (-16)	6	2(-6)	1	0	0
1998	32	23	55	1.0 (-9)	13	2(-3)	5	0	1
Totals	153	114	267	23.0 (-140)	103	13(-30)	11	3	2
Playoffs									
1992	0	0	0	0.0	1	0	0	0	0
1993	0	1	1	0.0	4	0	1	0	0
1994	2	2	4	0.0	3	0	0	0	0
1995	4	2	6	3.5 (-23)	7	0	0	0	0
1996	4	2	6	0.0	1	0	1	0	0
1998	4	0	4	0.0	0	0	0	0	0
Totals	14	7	21	3.5 (-23)	16	0	2	0	0
Opponents' Fumbles Recovered									
Year	No.	Yds.	Avg.	Long	TD				
1994	1	0	0.0	0	0				
1995	1	0	0.0	0	0				
1996	1	0	0.0	0	0				
1997	1	4	4.0	4t	1				
1998	1	0	0.0	0	0				
Totals	5	4	0.8	4t	1				
SINGLE GAME BESTS									
Tackles - 11 vs. N.Y. Giants, 12/21/97									
Assists - 6 vs. Tennessee, 11/27/97									
QB Pressures - 5 vs. Arizona, 10/13/96									
playoffs - 4 vs. Pittsburgh, 1/28/96									
Sacks - 2 vs. Philadelphia, 10/16/94									
playoffs - 2 vs. Pittsburgh, 1/28/96									
Additional Statistics									
Special Teams Tackles: 1992 (7-3 - 10)					Kickoff Returns: 1993 (1 ret., 7 yds.)				



## Tony Hutson

### Tackle/Guard

6'3" ★ 313 ★ 3/13/74

N.E. Oklahoma State

FA for '96

NFL: 3rd Year ★ Cowboys: 3rd Year

**GAMES/STARTS** (regular season, playoffs): 1996 (PS, 0/0), 1997 (5/1), 1998 (10/1, 1/0). Total - 15/2, 1/0.

**PRO:** Tony Hutson started his professional career as a long-shot free agent. Through hard work and perseverance, he has reached the point where he has become a valuable and versatile member of the Dallas Cowboys offensive line. With the ability to play guard or tackle, Hutson has surfaced as a quality reserve, and his level of play has developed to the point where he has performed very well in limited action as a starter. Once again, he will enter the 1999 season as one of the top backups at guard and tackle. That is a long way from where Hutson was just prior to the NFL Draft in 1996 when he had a benign tumor removed from his lung, a condition that prevented him from being drafted. He signed as a free agent with the Cowboys, and his dedication and work ethic gave him the chance to compete for a roster spot as a rookie. Overcoming this serious roadblock to start his career, Hutson won himself a roster spot midway through the 1997 season. With his natural strength and outstanding foot quickness, the Dallas coaching staff believes Hutson possesses all the tools to be a solid player in the NFL.

**1998:** Hutson was a game day deactivation for the first five weeks of the season before seeing action as the second tight end in short yardage situations against Carolina (10/11). He fulfilled that role in subsequent weeks before earning his second career start against the N.Y. Giants (11/8). Hutson stepped in for the injured Erik Williams (sprained left foot) at right tackle and his blocking helped Emmitt Smith rush for a season-high 163 yards on 29 carries (5.6 yard average) and break Tony Dorsett club-record for career rushing yards (12,036). The Dallas offensive line also allowed no sacks of Troy Aikman that day while facing a Giants defense that led the NFL in sacks in 1998. The following week at Arizona (11/15), Hutson stepped into the lineup late in the first quarter when Erik Williams suffered a sprained left knee and remained in the game until late in the second quarter when Williams returned. Later in the year, at Kansas City (12/13), Hutson saw action at guard when Nate Newton suffered a sprained ankle.

**1997:** Hutson re-signed with Dallas on March 24, but he then suffered a ligament injury in his right wrist during off-season workouts. The injury required surgery on June 5 and forced him to miss most of training camp, limiting his action to the final two preseason games. He was released on August 24 and then re-signed to the practice squad Aug. 26, where he worked until being moved to the active roster on Nov. 4. He saw his first NFL action at right tackle for Erik Williams for three plays against Arizona (11/9) when Williams was forced to get his sprained right ankle re-taped. The next week against Washington (11/16), Hutson, playing in just his second NFL game, earned his first career start, replacing Williams, who was still bothered by the sprained right ankle, at right tackle. Hutson was part of a unit that allowed just one sack in 46 pass plays as Dallas posted a 17-14 come-from-behind win over the Redskins. With Williams' return to action the following week, Hutson did not play at Green Bay (11/23). He did get back on the field at right tackle against Carolina (12/8) when Williams suffered strained ribs. After sitting out the Cincinnati (12/14) game, Hutson saw second half action at left guard against the N.Y. Giants (12/21).

**1996:** Hutson spent the entire regular season as a member of the Cowboys practice squad. He benefited from daily competition with Leon Lett, Chad Hennings and the rest of the Dallas defensive front. The year in training served as an excellent opportunity for Hutson, who was making the transition from small college football to the NFL. He was added to the Cowboys active roster for the divisional playoff game at Carolina (1/5/97), but he was deactivated for game day.

**COLLEGE:** As a senior at Northeastern Oklahoma State, Hutson was a NAIA All-America and an All-Oklahoma Intercollegiate Conference first-team choice. He was a key factor in the team averaging 203.2 rushing yards-per-game in 1995. Hutson also earned NAIA All-America and all-conference honors as a junior when the Redmen rolled up an average of 214 rushing yards-per-game. Prior to attending Northeastern Oklahoma, Hutson was a two-time all conference selection at Kilgore, Tex. Junior College in 1992 and 1993.

**PERSONAL:** Hutson was an all-state, All-Greater Houston and all-district selection at MacArthur High School in Houston, Tex.

# COWBOYS™





# Michael Irvin

## Wide Receiver

6'2" ★ 207 ★ 3/5/66

Miami

D-1 for '88 (11th overall)

NFL: 11th Year ★ Cowboys: 11th Year



**GAMES/STARTS** (regular season, playoffs): 1988 (14/10), 1989 (6/6), 1990 (12/7), 1991 (16/16, 2/2), 1992 (16/14, 3/3), 1993 (16/16, 3/3), 1994 (16/16, 2/2), 1995 (16/16, 3/3), 1996 (11/11, 2/2), 1997 (16/16), 1998 (16/15, 1/1). Total - 155/143, 16/16.

**PRO:** With each pass reception and receiving yard gained, Michael Irvin adds to his Cowboys records for career receptions (currently 740) and yardage (11,737). In all, Irvin owns or is tied for 20 Cowboys receiving records, including nearly every major career or single-season standard. In the 1990s, Irvin's consistent ability to achieve at the highest level has established his place among the game's elite receivers. He is ranked 10th in NFL history on the all-time reception list, and he is also 10th in league history in receiving yardage. On the all-time reception chart, he trails No. 9, Charlie Joiner (750), by 10 catches. On the all-time yardage list, Irvin is 97 yards short of No. 9 Don Maynard (11,834). Irvin has been selected to five of the last eight Pro Bowls, giving him two Pro Bowl appearances than any other wide receiver in club history. He is the only Cowboys player to top 75 catches in five straight seasons (1991-1995), and his reception and yardage totals for six of the last eight years represent six of the top eight single-season performances in club history: 1997 (75 receptions for 1,180 yards); 1995 (111 for 1,603); 1994 (79 for 1,241), 1993 (88 for 1,330), 1992 (78 for 1,396) and 1991 (93 for 1,523). Irvin also stands alone as the club record holder in terms of most consecutive seasons leading the team in receptions (eight, from 1991 to 1998) and most total seasons in leading the club in receptions (eight). He has led or tied for the team lead in catches in 84 of the past 126 regular-season games. Including playoffs games, he has a catch of 20-yards-or-more in 120 of the 171 NFL games he's played. Irvin's career receiving average of 15.9 is the fourth highest in team history, and he is second on the club's all-time receiving touchdown list with 62 - trailing only Bob Hayes (71). Of his 740 career regular-season catches, 94 have gone for 20-29 yards, 36 for 30-39, 18 for 40-49, 10 for 50-59 and nine for 60 yards-or-more. Irvin has a club record 46 career 100-yard receiving games, and the Cowboys have a 35-11 record when he tops the 100-yard mark. He has started 144 of the last 156 regular season games (160-of-172 including playoffs) he's played since coming into the league in 1988. He has not missed a start due to injury since 1990. His performances in the postseason have been every bit as impressive as his consistent play throughout the regular season. His six career 100-yard receiving days in the post-season are a club record - a total that is just one shy of the NFL mark of seven by Jerry Rice. Irvin's 87 postseason receptions place him second in all-time NFL playoff history behind Rice (124). He currently has eight postseason touchdowns.

**1998:** Irvin capped his 11th NFL season by leading the Cowboys in receiving for the eighth consecutive year. He also moved into 10th place on the NFL's all-time lists for both receptions (740) and receiving yardage (11,737). He ranked 14th in the NFL in catches (sixth in the NFC) with 74, and he finished the year ranked 13th in the NFL in receiving yardage (1,057), eighth in the NFC. He opened the season with nine receptions for 119 yards against Arizona (9/6), marking his 44th 100-yard receiving game. The following week at Denver (9/16), he caught six passes for 81 yards to move into 10th place on the NFL's all-time receiving yards list at 10,880. In the Cowboys' 13-12 loss to Oakland (9/27), he led the team with six receptions for 89 yards. His yardage total on the day pushed his career receiving yardage total over the 11,000 yard mark, making him just the 10th player in NFL history to pass that milestone. He collected his 45th career 100-yard receiving day in the win over Carolina (10/11) with a season-high 146 yards, including four catches of over 20 yards. He also teamed with Ernie Mills (110 yards) to become the first pair of 100-yard receivers in the same game since Irvin and Jay Novacek performed the feat on Sept. 12, 1993. The Irvin/Mills duo joined with Emmitt Smith (112 yards rushing) to become just the third trio in club history to top the 100-yard mark in the same game (two 100-yard receivers and a 100-yard rusher). At Chicago (10/18), Irvin led the team with five receptions for 62 yards. His first catch of the day gave him 700 for his career, only the 10th player in NFL history to reach that mark. In a Monday night win at Philadelphia (11/2), he caught his only touchdown pass of the season, a 10-yard toss from Aikman. In Dallas' 35-28 win at Arizona (11/15), Irvin had his string of 117 consecutive games with at least one catch come to an end when he did not record a reception against the Cardinals. The next week, he bounced back to lead the team with eight receptions for 98 yards against the Seahawks (11/22). It was the 14th time Irvin has posted eight catches in a game in his career and was his second highest reception total of the season. On Thanksgiving Day, he recorded a season-high 10 receptions for 137 yards, including a 43-yarder. That effort marked his third 100-yard day of the season and the 46th of his career. In the Cowboys 20-17 loss at Kansas City (12/13), Irvin suffered a low back contusion that forced him from the game after just one reception. He bounced back from the injury the next week to lead the team with four catches for 56 yards in a 13-9 win over



Philadelphia (12/20) that clinched the NFC Eastern Divisional title for Dallas. In the season finale against Washington (12/27), he hauled in a season-long 51-yard catch to set up the first Dallas touchdown and finished with two catches for 50 yards before sitting out the second half.

**1997:** Irvin closed his seventh straight season as the Cowboys leader in receptions (75) and receiving yardage (1,180), while also adding nine touchdown receptions, marking his second highest season total for scoring catches. He finished the year fifth in the NFC (8th in the NFL) in receiving yardage, while compiling the NFC's seventh highest number of receptions (12th in the NFL). His touchdown reception total was third best in the NFC and sixth overall in the NFL. His yards-per-catch average of 15.7 was fourth best in the NFC and seventh in the NFL (among receivers with 50 or more catches). Irvin also tied for second in the NFL with 14 catches of 25-or-more yards behind only Rob Moore, who led the league with 20. Irvin, like the rest of the Dallas offensive unit, opened the 1997 season with his top performance of the year at Pittsburgh (8/31). He collected seven catches for a season-high 153 yards and a pair of touchdowns in the 37-7 victory over the Steelers. That outing marked his ninth career 150+ yard receiving day. The following week, in an overtime loss at Arizona (9/7), he registered four receptions for 18 yards, pushing him past the 600 career reception barrier. Irvin posted his second 100-yard receiving day of the season with 105 yards on a team-high six receptions against Chicago (9/28). He also added his third touchdown reception of the year against the Bears. In the Monday night inaugural at Jack Kent Cooke Stadium in Washington (10/13), he led the team in receiving with five catches for 81 yards and a touchdown. His performance that night included a game-long 42-yard catch, and the 14 yards he picked up on his touchdown reception put him over the 10,000-yard mark for his career, a milestone only 13 other players in NFL history had topped at that time. In the Cowboys 13-12 loss at Philadelphia (10/26), Irvin recorded a reception in his 100th straight game. The following week at San Francisco (11/2), he led the team with six receptions for 51 yards and a touchdown. In the Cowboys most thrilling win of the season (against Washington - 11/16), Irvin caught a six-yard touchdown pass from Aikman with 1:55 remaining to pull Dallas within two at 14-12. In the 97-yard game-tying drive, he had four receptions for 64 yards, including a 31-yard grab on fourth down at midfield. He finished the day with a season-high tying seven receptions for 91 yards. On Thanksgiving Day, Irvin led the team with two touchdowns and 118 yards receiving on five catches against Tennessee (11/27). It was his second multi-TD game of the season, and he moved past Harold Jackson (10,372 career receiving yards) into 12th place on the NFL's all-time receiving yards list. He picked up his ninth and final TD of the season on a 52-yard catch against Carolina (12/8). The following week, he tied for the team lead with a season-high nine receptions for 117 yards at Cincinnati (12/14). He moved past Ozzie Newsome into 11th place on the NFL's all-time reception list.

**1996:** Despite missing the first five games of the season as a result of a NFL suspension, Irvin went on to lead the Cowboys in receptions (64) and receiving yardage (962) for the sixth straight season. By leading the team in receptions for his sixth straight year, Irvin broke the club record he shared with Drew Pearson for most consecutive years as the team leader in catches. He also broke the club mark for most seasons as the team leader in receptions with six, another mark he had shared with Drew Pearson and Tony Hill. Over the course of the final 11 games of the season, Irvin accounted for more receiving yardage (962) than any other NFL player. During that same 11 game span, Irving Fryar (Eagles) had 958 yards receiving, while the Rams' Isaac Bruce had 937 yards. Only five receivers had more receptions than Irvin's 64 catches in that 11 game span. Irvin finished the year ranked 11th in the NFC in receiving yardage and 15th in receptions. In his first game action of the season, he tied for the team lead in receptions against Arizona (10/13) with five catches for 51 yards. The following week against Atlanta (10/20), he registered his first 100-yard receiving day of the year with 119 yards on a team-high seven receptions. Two of those receptions gave Dallas field position inside the Falcon five-yard line and set up a pair of Emmitt Smith touchdown runs. Irvin enjoyed one of the most productive days of his entire career at Miami (10/28) when he hauled in a career-high tying 12 receptions for 186 yards (the third highest yardage day of his career and the 13th best in club history). He also recorded one of his two touchdown receptions for the year against the Dolphins - a two yard pass from Aikman that put the Cowboys ahead by a 22-10 score in the third quarter. With six catches for 88 yards at San Francisco (11/10), Irvin passed the 9,000 yard receiving mark for his career, becoming just the 17th player in NFL history to surpass that milestone at that time. One week later against Green Bay (11/18), he led the team with 66 yards receiving on five catches. Irvin recorded the eighth best single game yardage total in club history - and the second best outing of his career - at Arizona (12/8), racking up 198 yards on eight receptions for a 24.8 yards-per-catch average. In that win, Irvin entered the NFL's top-20 all-time reception list at 19, passing Harold Jackson (579) and Mark Clayton (582). He registered the game-winning touchdown at Arizona (12/8) on a 50-yard reception that also moved him into second on the Cowboys receiving touchdown list with career score No. 52 - moving ahead of Tony Hill (51). In the regular season finale at Washington (12/22), Irvin moved past Harold Carmichael into 17th on the NFL's all-time reception list with 591 career catches with one reception. In the first round playoff win over Minnesota (12/28), Irvin led the team with eight receptions for 103 yards - marking his sixth career 100-yard receiving game in the postseason. The following week at Carolina (1/5/97), he suffered a sprained sternoclavicular joint in his right shoulder after making a 22-yard reception on the second play of the game. The injury forced him to miss the remainder of the loss to the Panthers.

**1995:** In helping the Cowboys to their third Super Bowl title in four years, Irvin enjoyed the finest season of his career, establishing several Dallas single-season and career receiving records, while also setting a NFL record for 100-yard receiving games in a season with 11. Irvin set new team single-season marks for receptions (111), receiving yardage (1,603), consecutive 100-yard receiving





games (7) and most 100-yard receiving games (11). In the Cowboys career records department, 1995 was a landmark season for Irvin as he established the following Dallas all-time standards: receptions (breaking Drew Pearson's mark of 489), receiving yardage (breaking Tony Hill's mark of 7,988); consecutive games with a reception (Hill, 72) and 100-yard receiving games (Hill, 26). During the playoffs, Irvin also set new Dallas postseason records for career receptions (breaking Pearson's old mark of 67) and yardage (1,105). His 10 regular season touchdown receptions in 1995 represent an Irvin career best mark and the most by a Dallas receiver since Lance Rentzel had 12 in 1969. Irvin was selected to his fifth consecutive Pro Bowl, the most ever by a Dallas receiver, and he was also a finalist for the Miller Lite NFL Player of the Year Award. His 111 receptions placed him fifth in the final NFL standings, and his 1,603 receiving yards were fourth best in the NFL (fifth best single-season total in NFL history). Irvin also tied Drew Pearson's club mark by leading the team in receiving for the fifth consecutive year. Also, 88 of his 111 catches went for a first down. In the Cowboys' 27-17 win over Pittsburgh (1/28/96) in Super Bowl XXX, Irvin tied for the team lead with five receptions for a team-high 76 yards. He moved past Pearson's club mark of 1,105 career postseason receiving yards in the title game. In the NFC Championship Game against Green Bay (1/14/96), he caught seven passes for 100 yards and two first quarter scores, marking his fifth career 100-yard receiving day in postseason. During that 38-27 title game win, he also became the club's all-time leader in postseason receptions, passing Pearson's record of 67, while also tying Pearson's club mark for touchdown receptions in the postseason with eight. Irvin set the NFL record for 100-yard receiving games in a season against Washington (12/3) in the 13th game of the year with 101 yards on 10 catches. Charlie Hennigan of the Houston Oilers set the previous mark of 10 100-yard receiving games in 1961. In that loss to the Redskins, Irvin also broke his own team record for catches in a single season (93 in 1991). He established the Cowboys career record for receiving yards in the loss to San Francisco (11/12). He also saw his streak of seven straight 100-yard games come to an end in the loss to the 49ers - tying the NFL record for consecutive 100-yard games with Charlie Hennigan and Bill Groman, who both established the mark while playing for Houston during the 1961 season. Against Philadelphia (11/6), he had tied that record with eight catches for 115 yards, his seventh-straight 100-yard game, and in the Cowboys 34-21 win at Oakland (11/19), Irvin eclipsed Pearson's club record for career receptions (489). In the season opener at New York (9/4), he tied Tony Hill's club record for career 100-yard games (26), by registering seven catches for 109 yards. Two weeks later at Minnesota (9/17), Irvin established a new club record for career 100-yard games (27) with eight catches for 107 yards. Against Green Bay (10/8), he had eight catches for a season-high 150 yards, while also establishing a new Dallas record for consecutive 100-yard games by picking up his fourth straight. Irvin previously shared that record with Rentzel. Against Kansas City (11/23), Irvin registered a season-high 11 catches, and his 121 yards against the Chiefs gave him his NFL record-tying 10th 100-yard receiving game of the season. Irvin's previous career best mark and the club record for 100-yard games in a season was seven in 1991. In the win over the Chiefs, Irvin also established a new personal-best for touchdown receptions in a season with nine, and he finished the year with 10. His previous career-high mark was eight touchdowns in 1991. In Atlanta (10/29), Irvin set a new team record for consecutive games with at least one reception (73). He closed the season by becoming the only player in Dallas history to record five consecutive seasons with over 50 receptions (1991-95).

**1994:** Irvin closed the season with a heroic effort in the NFC Championship Game that left Dallas just short of its third straight Super Bowl appearance. In the 38-28 loss at Candlestick Park (1/15/95), Irvin established Dallas postseason records for receptions (12) and yards (192). He tied Raymond Berry's NFC Championship Game record for receptions (12), while eclipsing Berry's title game mark of 178 yards. Irvin also had touchdown receptions of 44 and 10 yards against San Francisco. The previous week, Irvin led a trio of Dallas receivers who all surpassed the 100-yard receiving barrier in the Cowboys playoff win over Green Bay (1/8/95). Irvin hauled in six catches for 111 yards - joining Jay Novacek (104) and Alvin Harper (108) to mark just the second time in NFL history that three receivers from the same team went over 100 yards in a postseason game. During the regular season, Irvin led Dallas in receptions and yardage for the fourth straight year. He finished the regular season ranked eighth in the NFL in receiving yards (fifth in the NFC) with 1,241. He was also 13th in the NFL in receptions (eighth in the NFC) with 79. His six touchdown catches were second best on the team (Harper, 8), marking the first time since 1989 that Irvin did not lead Dallas in touchdown receptions. His five 100-yard receiving days were highlighted by a pair of 130-yard-plus outings against Pittsburgh (9/4) and Arizona (10/9). While working against Rod Woodson of the Steelers on opening day, Irvin registered eight catches for a regular-season high 139 yards. A month later against the Cardinals, he again had eight catches for 136 yards and a touchdown. Two weeks later in Phoenix (10/23), Irvin picked up his longest scoring reception of the year on a 65-yard bomb from Rodney Peete. He finished that day with five catches for 115 yards and two scoring receptions in the Cowboys 28-21 win. In the Cowboys' NFC East clinching effort at Philadelphia (12/4), Irvin averaged a career-high 29.3 yards-per-catch with four receptions for 117 yards and a score. In that victory at Veterans Stadium, Irvin eclipsed the 400 career catch barrier while surpassing 1,000 yards on the season for a club-record fourth straight year.

**1993:** Irvin finished second on the NFL receiving yardage chart with 1,330 yards (Rice, 1,503), and his 88 catches were good for third in the league behind Sterling Sharpe (112) and Rice (98). He collected five 100-yard receiving games, and he led or tied for the team lead in receptions or receiving yardage in 14 of the club's 19 games. He earned NFC Player of the Week honors while establishing a career-high for catches in a single game with 12 against San Francisco (10/17) - a total that tied him for the second highest single-game outing in club history. He also recorded a trio



of consecutive 100-yard receiving games against Green Bay (155 on 10/3), at Indianapolis (112 on 10/10) and a season-high 168 against the 49ers (10/17). Irvin was limited to just two touchdown receptions in the first 11 games of the season, but added five more in the Cowboys five game winning streak down the stretch that secured the NFC Eastern Division crown. His seven scoring catches led the Cowboys for the fourth straight season. For the second straight season, Irvin led the Cowboys in postseason receptions (16) and receiving yardage (215), including nine receptions for 126 yards and one touchdown in the divisional playoff win against Green Bay (1/16/94). He closed the year with a third straight Pro Bowl selection.

**1992:** Irvin finished second in the NFL in receiving yards and seventh in receptions, while topping all of the league's leading receivers with a yards-per-catch average of 17.9 (minimum of 52 catches). He added six 100-yard receiving games during the regular season, and the highlight of those outings was a career high performance of 210 yards on eight catches (three touchdowns) against Phoenix (9/20). In that game, Irvin registered touchdown receptions of 41, four and a career-best 87 yards (fifth longest in club history). He also posted three consecutive 100-yard games against Phoenix, Philadelphia (105 on 10/5) and Seattle (113 on 10/11), while topping the century mark at Detroit (114 on 11/8), against the L.A. Rams (168 on 11/15) and at Washington (105 on 12/13). He recorded six catches in each of the three postseason games (18 total playoff receptions for 288 yards), and topped the year off with 114 yards and a pair of first half touchdown receptions in Super Bowl XXVII. He averaged better than 20 yards-per-catch in five of Dallas' 16 regular season games, and led the team in touchdown catches (7) for the third straight season.

**1991:** Irvin enjoyed one of the great receiving years in league history en route to earning consensus All-Pro recognition. The NFL Alumni Wide Receiver of the Year set a new team season standard for receiving yards (a league-leading 1,523 yards), and in doing so, he had the sixth highest receiving yardage total in NFL history to that point. Irvin finished second in the NFL in receptions (93), a figure that was, at that time, the eighth best performance in league history. In addition, Irvin set then club marks for 100-yard receiving games in a season with seven, tied the Cowboys' record for consecutive 100-yard receiving games with three and caught a career-high eight touchdown passes, the most by a Cowboys player since 1985. In two postseason games, he led Dallas with nine catches for 167 yards. The first Cowboys wide receiver to play in the Pro Bowl since Tony Hill in 1985, Irvin caught eight passes for 125 yards and a touchdown to earn MVP honors in the all-star game. Irvin's most significant catches were against the NFL's best cornerbacks during the Cowboys' five-game winning streak to end the season. During that span, Irvin caught 37 passes, including 11 on third or fourth down for a first down, for 649 yards and four touchdowns. Against Washington (11/24) at RFK, Irvin caught nine passes for 130 yards and one score working mainly against Darrell Green. He caught a 23-yard touchdown pass early in the final quarter, then made a 13-yard grab on third-and-nine late in the game to keep alive Dallas' drive to the game-winning field goal. Four days later against Pittsburgh (11/28) and Rod Woodson, Irvin snared eight balls for 157 yards and a touchdown - a 66-yard catch that saw him change his route to avoid double coverage and break Woodson's tackle near the 10-yard line. Irvin's 29-yard catch on third-and-10 early in the fourth quarter against New Orleans (12/8) gave him team season-records for catches and receiving yards, and maintained Dallas' drive to the game-winning field goal. In Philadelphia (12/15) against a secondary led by Eric Allen, Irvin brought in five passes for 92 yards and one touchdown. Midway through the fourth quarter against the Eagles, he caught a 36-yard pass to set up his four-yard touchdown catch. In the season finale against a Falcons' squad with cornerback Deion Sanders, Irvin had what was then a single-game career-high for catches with 10 and 169 receiving yards to earn NFC Offensive Player of the Week honors. Irvin caught a 58-yard touchdown pass on the game's first series and had five third-down catches that led to first downs.

**1990:** Irvin battled back from a torn anterior cruciate ligament in his right knee which forced him to miss 14 games (the last 10 of 1989 and the first four games in 1990), to lead Dallas in yards-per-catch and record the team's longest reception. His 20.7 yard average was the highest by a Cowboys player since 1981 when Butch Johnson gained 22.1. Irvin, who scored on every fourth catch in 1990 (five TDs on 20 receptions), made some key plays after returning to the roster on Oct. 9. He caught his first two passes of the season, including a 28-yard touchdown with 0:23 left, in the Cowboys' game-winning drive against Tampa Bay (10/21). Irvin made his first start of the year against San Francisco (11/11), and against the Rams (11/18), he caught touchdown passes of 61 and 10 yards, the Cowboys' first multiple touchdown catch game since he snared a career-high three scoring passes at Washington as a rookie. Against Phoenix (12/16), he grabbed a 41-yard pass to set up Dallas' first touchdown and a 39-yarder to set up his eight-yard touchdown catch.

**1989:** Irvin was on a pace to collect 69 catches for 1,008 yards, and he was leading the team in receiving yards and touchdown catches before suffering a season-ending knee injury in the sixth game of the year against San Francisco (10/15). Irvin tore the anterior cruciate ligament in his right knee - requiring major surgery and an off-season rehabilitation program that extended into 1990.

**1988:** As a rookie, Irvin's 20.4 yard-per-catch average led the NFC. He became the first Cowboys' rookie to start a season-opener at wide receiver (at Pittsburgh, 9/4) since Bob Hayes in 1965, and he caught his first career touchdown pass in that game - a 35 yarder from Steve Pelluer. After missing two games with a sprained ankle, Irvin caught six passes for 149 yards and three touchdowns at Washington (12/11). That game, a 24-17 win, marked Irvin's first career 100-yard receiving day and his first multiple touchdown reception game. Irvin was the 11th player and third wide receiver chosen, after Sterling Sharpe (Green Bay) and Tim Brown (Raiders), in the 1988 draft.

**COLLEGE:** In just three seasons as a starter, Irvin set Miami career records for catches (143), receiving yards (2,423) and touchdown receptions (26). His 11 touchdown catches in 1986 also





set a Hurricanes' record. In Miami's 1987 national championship season, Irvin caught touchdown passes of 26 and 73 yards in the fourth quarter to hand No. 2-ranked Florida State its only loss and the game-winning touchdown in the Orange Bowl win over Oklahoma.

**PERSONAL:** A native of Fort Lauderdale, FL, Michael Jerome Irvin earned all-state honors at St. Thomas Aquinas High School. Also a fine basketball player, Irvin won several slam dunk contests in the Florida area while in college. Michael comes from a family of 17 children and grew up within three miles of fellow NFL stars and former college teammates Bennie and Brian Blades. Irvin, who earned his degree in business management from Miami, has appeared in "Stay In School" posters sponsored by the Dallas All-Sports Association. Michael teamed up with Southwest Airlines to fly nearly 100 under-privileged children to Austin to spend a day at training camp with the Cowboys. He and wife Sandi have two girls and two boys: Myesha, Chelsea, Michael and Elijah.

IRVIN'S COWBOYS TOTALS

Year	Receiving			Long	TD
	No.	Yds.	Avg.		
1988.....	32	654	20.4	611	5
1989.....	26	378	14.5	651	2
1990.....	20	413	20.7	611	5
1991.....	93	1,523	16.4	661	8
1992.....	78	1,396	17.9	871	7
1993.....	88	1,330	15.1	611	7
1994.....	79	1,241	15.7	651	6
1995.....	111	1,603	14.4	50	10
1996.....	64	962	15.0	61	2
1997.....	75	1,180	15.7	55	9
1998.....	74	1,057	14.3	51	1
Totals.....	740	11,737	15.9	871	62

Playoffs					
1991.....	9	167	18.6	25	0
1992.....	18	288	16.0	33	2
1993.....	16	215	13.4	27	1
1994.....	18	303	16.8	53	2
1995.....	13	185	14.2	36	3
1996.....	9	125	13.9	22	0
1998.....	4	32	8.0	11	0
Totals.....	87	1,315	15.1	53	8

Year	Rushing			Long	TD
	No.	Yds.	Avg.		
1988.....	1	2	2.0	2	0
1989.....	1	6	6.0	6	0
1992.....	1	-9	-9.0	-9	0
1993.....	2	6	3.0	9	0
1998.....	1	1	1.0	1	0
Totals.....	6	6	1.0	9	0

Single-Game Bests

Receptions - 12 vs. San Francisco, 10/17/93 and @ Miami, 10/27/96  
 playoffs - 12 @ San Francisco, 1/15/95  
 Yards Receiving - 210 vs. Phoenix, 9/20/92  
 playoffs - 192 @ San Francisco, 1/15/95  
 Average Yards Receiving - 25.3 twice, vs. Phoenix, 9/20/92; @ Philadelphia, 10/5/92  
 playoffs - 20.8 @ Chicago, 12/29/91  
 Long Reception - 871 vs. Phoenix, 9/20/92  
 playoffs - 53 vs. Green Bay, 1/8/95  
 Touchdowns - 3 twice, @ Washington, 12/11/88; vs. Phoenix, 9/20/92  
 playoffs - 2 three times, last vs. G.B., 1/14/96

IRVIN GAME-BY-GAME

Year	Opponent	1988			
		Rec	Yds	Lg	TD
L-@ Pittsburgh 9/4.....	3	73	351	1	
W-@ Phoenix 9/12.....	1	47	47	0	
L-N.Y. Giants 9/18.....	6	96	36	0	
W-Atlanta 9/25.....	1	12	12	0	
L-@ New Orleans 10/3.....	1	19	19	0	
L-Washington 10/8.....		DNP	ankle		
L-@ Chicago 10/16.....		DNP	ankle		
L-@ Philadelphia 10/23.....	0	0	0	0	
L-Phoenix 10/30.....	0	0	0	0	
L-N.Y. Giants 11/6.....	3	28	12	1	
L-Minnesota 11/13.....	2	42	28	0	
L-Cincinnati 11/20.....	4	94	31	0	
L-Houston 11/24.....	1	22	22	0	
L-@ Cleveland 12/4.....	2	37	19	0	
W-@ Washington 12/11.....	6	149	611	3	
W-Philadelphia 12/18.....	2	35	18	0	

Year	Opponent	1989			
		Rec	Yds	Lg	TD
L-@ New Orleans 9/10.....	4	53	19	0	
L-@ Atlanta 9/17.....	5	115	651	1	
L-Washington 9/24.....	5	78	36	0	
L-N.Y. Giants 10/1.....	0	0	0	0	
L-@ Green Bay 10/8.....	6	72	22	1	
L-San Francisco 10/15.....	6	60	13	0	

Year	Opponent	1990			
		Rec	Yds	Lg	TD
W-Tampa Bay 10/7.....	0	0	0	0	
L-@ Phoenix 10/14.....	0	0	0	0	
W-@ Tampa Bay 10/21.....	2	42	281	1	
L-Philadelphia 10/28.....	2	36	29	0	
L-@ N.Y. Jets 11/4.....	4	93	51	0	
L-San Francisco 11/11.....	1	10	10	0	
W-@ L.A. Rams 11/18.....	2	71	611	2	
W-Washington 11/22.....	3	30	121	1	
W-New Orleans 12/2.....	1	24	24	0	
W-Phoenix 12/16.....	4	91	41	1	
L-@ Philadelphia 12/23.....	0	0	0	0	
L-@ Atlanta 12/30.....	1	16	16	0	

Year	Opponent	1991			
		Rec	Yds	Lg	TD
W-@ Cleveland 9/1.....	9	123	23	1	
L-Washington 9/9.....	4	44	21	1	
L-Philadelphia 9/15.....	1	4	4	0	
W-@ Phoenix 9/22.....	3	68	26	0	
W-N.Y. Giants 9/29.....	6	91	30	1	
W-@ Green Bay 10/6.....	5	69	19	0	
W-Cincinnati 10/13.....	6	148	61	0	
L-@ Detroit 10/27.....	8	143	22	0	
W-Phoenix 11/3.....	4	52	25	0	
L-@ Houston 11/10.....	7	84	20	1	
L-@ N.Y. Giants 11/17.....	3	48	22	0	

Year	Opponent	1991, cont.			
		Rec	Yds	Lg	TD
W-@ Washington 11/24.....	9	130	231	1	
W-Pittsburgh 11/28.....	8	157	661	1	
W-New Orleans 12/8.....	5	101	29	0	
W-@ Philadelphia 12/15.....	5	92	36	1	
W-Atlanta 12/22.....	10	169	581	1	

Playoffs				
W-@ Chicago 12/29.....	4	83	25	0
L-@ Detroit 1/5/92.....	5	84	18	0

Year	Opponent	1992			
		Rec	Yds	Lg	TD
W-Washington 9/7.....	5	89	29	0	
W-N.Y. Giants 9/13.....	4	73	271	1	
W-Phoenix 9/20.....	8	210	871	3	
L-@ Philadelphia 10/5.....	4	105	59	0	
W-Seattle 10/11.....	6	113	24	0	
W-Kansas City 10/18.....	6	84	22	0	
W-@ L.A. Raiders 10/25.....	3	54	26	0	
W-Philadelphia 11/1.....	2	29	21	0	
W-Detroit 11/8.....	5	114	57	1	
L-L.A. Rams 11/15.....	8	168	49	0	
W-@ Phoenix 11/22.....	1	18	18	0	
W-N.Y. Giants 11/24.....	4	37	21	0	
W-@ Denver 12/6.....	6	62	15	2	
L-@ Washington 12/13.....	5	105	40	0	
W-@ Atlanta 12/20.....	6	89	37	0	
W-Chicago 12/27.....	5	46	13	0	

Playoffs				
W-Philadelphia 1/10/93.....	6	88	33	0
W-@ San Francisco 1/17/93.....	6	86	21	0
W-Buffalo 1/31/93.....	6	114	25	2

Year	Opponent	1993			
		Rec	Yds	Lg	TD
L-@ Washington 9/6.....	7	88	18	0	
L-Buffalo 9/12.....	8	115	22	0	
W-@ Phoenix 9/24.....	5	74	22	0	
W-Green Bay 10/3.....	7	155	611	1	
W-@ Indianapolis 10/17.....	7	112	30	0	
W-San Francisco 10/17.....	12	168	361	1	
W-@ Philadelphia 10/31.....	3	36	21	0	
W-N.Y. Giants 11/7.....	3	74	46	0	
W-Phoenix 11/14.....	4	63	18	0	
L-@ Atlanta 11/21.....	1	5	5	0	
L-Miami 11/25.....	3	31	11	0	
W-Philadelphia 12/6.....	6	90	21	1	
W-@ Minnesota 12/12.....	8	125	37	1	
W-@ N.Y. Jets 12/18.....	6	91	421	2	
W-Washington 12/26.....	5	53	16	1	
W-@ N.Y. Giants 1/2/94.....	3	50	22	0	

Playoffs				
W-Green Bay 1/16/94.....	9	126	27	1
W-San Francisco 1/23/94.....	2	23	12	0
W-Buffalo 1/30/94.....	5	66	20	0



IRVIN GAME-BY-GAME (cont.)

1994		Rec	Yds	Lg	TD
W-@Pittsburgh 9/4	8	139	38	0	
W-Houston 9/11	3	35	21	0	
L-Detroit 9/19	3	47	20	0	
W-@Washington 10/2	5	49	13	0	
W-Arizona 10/9	8	136	42	1	
W-Philadelphia 10/16	2	33	18	0	
W-@Arizona 10/23	5	115	65	2	
W-@Cincinnati 10/30	5	72	19	1	
W-N.Y. Giants 11/7	7	118	36	0	
L-@San Francisco 11/14	8	94	15	0	
W-Washington 11/21	3	36	16	0	
W-Green Bay 11/24	3	64	35	1	
W-@Philadelphia 12/4	4	117	46	1	
L-Cleveland 12/10	7	88	18	0	
W-@New Orleans 12/19	6	71	22	0	
L-@N.Y. Giants 12/24	2	27	18	0	

**Playoffs**

W-Green Bay 1/8/95	6	111	53	0
L-@San Francisco 1/15/95	12	192	44	2

**1995**

W-@N.Y. Giants 9/4	7	109	43	1
W-Denver 9/10	6	94	29	0
W-@Minnesota 9/17	8	107	22	1
W-Arizona 9/24	5	105	50	0
L-@Washington 10/1	7	105	28	1
W-Green Bay 10/8	8	150	48	1
W-@San Diego 10/15	7	103	28	0
W-@Atlanta 10/29	10	135	43	1
W-Philadelphia 11/6	8	115	36	1
L-San Francisco 11/12	4	37	11	1
W-@Oakland 11/19	7	109	36	1
W-Kansas City 11/23	11	121	33	1
L-Washington 12/3	10	101	20	1
L-@Philadelphia 12/10	3	40	18	0
W-N.Y. Giants 12/17	5	90	40	0
W-@Arizona 12/25	5	82	47	0

**Playoffs**

W-Philadelphia 1/7/96	1	9	9	1
W-Green Bay 1/14/96	7	100	36	2
W-Pittsburgh 1/28/96	5	76	20	0

**1996**

L-@ Chicago 9/2		DNP			
W-N.Y. Giants 9/8		DNP			
L-Indianapolis 9/15		DNP			
L-@ Buffalo 9/22		DNP			
W-@ Philadelphia 9/30		DNP			
W-Arizona 10/13	5	51	13	0	
W-Atlanta 10/20	7	119	23	0	

**1996 (cont.)**

W-@ Miami 10/27	12	186	61	1
L-Philadelphia 11/3	7	89	19	0
W-@ San Francisco 11/10	6	88	28	0
W-Green Bay 11/18	5	66	31	0
L-@ N.Y. Giants 11/24	6	77	38	0
W-Washington 11/28	1	5	5	0
W-@ Arizona 12/8	8	198	55	1
W-New England 12/15	6	76	20	0
L-@ Washington 12/22	1	7	7	0

**Playoffs**

W-Minnesota 12/28	8	103	21	0
L-@ Carolina 1/5/97	1	22	22	0

**1997**

W-@ Pittsburgh 8/31	7	153	55	2
L-@ Arizona 9/7	4	18	6	0
W-Philadelphia 9/15	4	73	27	0
W-Chicago 9/28	6	105	26	1
L-@ N.Y. Giants 10/5	6	86	36	0
L-@ Washington 10/13	5	81	42	1
W-Jacksonville 10/19	3	57	27	0
L-@ Philadelphia 10/26	3	57	32	0
L-@ San Francisco 11/2	6	51	13	1
W-Arizona 11/9	2	36	20	0
W-Washington 11/16	4	91	31	1
L-@ Green Bay 11/23	4	57	35	0
L-Tennessee 11/27	5	118	37	2
L-Carolina 12/8	2	67	52	1
L-@ Cincinnati 12/14	9	117	20	0
L-N.Y. Giants 12/21	2	13	7	0

**1998**

W-Arizona 9/6	9	119	37	0
L-@ Denver 9/13	6	81	32	0
W-@ N.Y. Giants 9/21	5	67	30	0
L-Oakland 9/27	6	89	30	0
W-@ Washington 10/4	1	14	14	0
W- Carolina 10/11	6	146	38	0
L-@ Chicago 10/18	5	62	18	0
W-@ Philadelphia 11/2	3	32	14	1
W-N.Y. Giants 11/8	3	23	12	0
W-@ Arizona 11/15	8	98	19	0
W-Seattle 11/22	8	98	19	0
L-Minnesota 11/26	10	137	43	0
L-@ New Orleans 12/6	5	74	30	0
L-@ Kansas City 12/13	1	9	9	0
W-Philadelphia 12/20	4	56	41	0
W-Washington 12/27	2	50	51	0

**Playoffs**

L- Arizona 1/2/99	4	32	11	0
-------------------	---	----	----	---

IRVIN'S REGULAR SEASON TOP GAMES

**Receptions**

12 - San Francisco (10/17/93)
12 - @ Miami (10/27/96)
11 - Kansas City (11/23/95)
10 - Atlanta (12/22/91)
10 - @ Atlanta (10/29/95)
10 - Washington (12/3/95)
10 - Minnesota (11/26/98)
9 - @ Cleveland (9/1/91)
9 - @ Washington (11/24/91)
9 - @ Cincinnati (12/14/97)
9 - Arizona (9/6/98)
8 - 14 times, last vs. Seattle (11/22/98)

**Yards Receiving**

210 - Phoenix (9/20/92) (8 rec.)
198 - @ Arizona (12/8/96) (8 rec.)
186 - @ Miami (10/27/96) (12 rec.)
169 - Atlanta (12/22/91) (10 rec.)
168 - L.A. Rams (11/15/92) (8 rec.)
168 - San Francisco (10/17/93) (12 rec.)
157 - Pittsburgh (11/28/91) (8 rec.)
155 - Green Bay (10/3/93) (7 rec.)
153 - @ Pittsburgh (8/31/97) (7 rec.)
150 - Green Bay (10/8/95) (8 rec.)

**Irvin vs. NFC East (Regular Season Only)**

Games	Rec.	Yards	Avg.	Yds./Gm.	TD	
Washington	19	91	1,305	14.3	68.7	11
Arizona	19	81	1,483	18.3	78.0	8
N.Y. Giants	18	75	1,107	14.8	61.5	4
Philadelphia	19	63	1,039	16.5	54.7	5

**Irvin in NFL Postseason History:**

Career Receptions		Career Receiving Yards		100-yard Receiving Games	
1. 124 Jerry Rice	1. 1,811 Jerry Rice	1. 7 Jerry Rice			
2. 87 Michael Irvin	2. 1,315 Michael Irvin	2. 6 Michael Irvin			
3. 85 Andre Reed	3. 1,289 Cliff Branch	3. 5 John Stallworth			
		Andre Reed			

Where Irvin's 62 career TD passes have come from:

Troy Aikman	46	Jason Garrett	2
Steve Beuerlein	4	Kevin Sweeney	1
Steve Pelluer	4	Steve Walsh	1
Rodney Peete	3	Wade Wilson	1





## IRVIN'S COWBOYS TOTAL (cont.)

Career Receptions	
1. 1,139	Jerry Rice
2. 940	Art Monk
3. 889	Andre Reed
4. 834	Cris Carter
5. 819	Steve Largent
6. 814	Henry Ellard
7. 784	Irving Fryar
8. 764	James Lofton
9. 750	Charlie Joiner
10. 740	MICHAEL IRVIN

## NFL CAREER RECEIVING LEADERS

Career Receiving Yards	
1. 17,612	Jerry Rice
2. 14,004	James Lofton
3. 13,777	Henry Ellard
4. 13,089	Steve Largent
5. 12,721	Art Monk
6. 12,559	Andre Reed
7. 12,146	Charlie Joiner
8. 11,983	Irving Fryar
9. 11,834	Don Maynard
10. 11,737	MICHAEL IRVIN



## Raghib Ismail

### Wide Receiver

5'11" ★ 175 ★ 11/18/69

Notre Dame

UFA(Car.) for '99

NFL: 7th Year ★ Cowboys: 1st Year



**GAMES/STARTS** (regular season/postseason): 1993 (13/0, 1/0-Raid.), 1994 (16/0-Raid.), 1995 (16/15-Raid.), 1996 (13/5, 2/0-Car.), 1997 (13/2-Car.), 1998 (16/15-Car.). Total – 87/37, 3/0.

**PRO:** One of the most recognized names in college football, Raghib "Rocket" Ismail (Rah-GIBB ISS-my-ell) joins the Cowboys in 1999 after posting back-to-back career best seasons with the Carolina Panthers. Signed as an unrestricted free agent on April 15, he immediately filled a void at speed receiver for the Dallas offense. After taking a 1997 campaign that saw him post a career-high 36 catches in 13 games, Ismail improved that with a 69 catch season in 1998. Not only a big-play threat, he developed into a consistent performer for the Panthers, entering the 1999 season with a streak of 29 consecutive games with a reception. Armed with ability as both a rusher and a receiver, his explosiveness forces defenses to account for him while his speed will add a vertical dimension to the Cowboys passing game. With six-time Pro Bowl quarterback Troy Aikman delivering the ball, Ismail should strike fear in opposing secondaries this fall.

**1998:** Ismail set career-highs and was the Panthers leading receiver with 69 catches for 1,024 yards (14.8 average) and eight touchdowns. He also had three rushes for 42 yards. His totals established team single-season records for receptions and receiving yards, surpassing records previously held by Muhsin Muhammad (68 in 1998) and Mark Carrier (1,002 yards in 1995), while his eight touchdown catches ranked as the second-highest total in team history. Starting 15-of-16 games for Carolina, Ismail led the team in catches in seven games and tied for the lead in two others while posting three 100-yard receiving games. In the season opener against Atlanta (9/6), Ismail provided a glimpse of what the 1998 season would hold when he caught a team-high six passes for 119 yards, including a 56-yarder for a touchdown to close Carolina's deficit to 16-14. The next week at New Orleans (9/13), he moved into the starting lineup for the injured Rae Carruth (foot) and caught two passes for 12 yards. Against Green Bay (9/27), Ismail led the team with six catches for 71 yards, including a five-yard touchdown to give the Panthers a 10-0 lead. He came back the next week to tie for team-high honors with six catches for 82 yards at Atlanta (10/4). Ismail put on a show when the Panthers traveled to Dallas (10/11), leading the team with six catches for 117 yards and two touchdowns, marking his second 100-yard receiving contest of the season. His two touchdowns, on receptions of 35 and 16 yards, matched his personal best for touchdowns in a game. Ismail caught five passes for 62 yards at Tampa Bay (10/18) and four for 49 yards against Buffalo (10/25). He also added his first carry of the season against the Bills, picking up one yard. With 45 yards receiving against New Orleans (11/1), Ismail surpassed his previous career-high for receiving yards in a season of 513 set in 1994 with Oakland. He finished the day with two receptions, including a 33-yard catch that gave Carolina a 31-10 advantage. At San Francisco (11/8), Ismail posted a single-game career-high seven catches for 83 yards, including a 20-yard touchdown reception. He then posted games with five catches for 50 yards against Miami (11/15) and a team-high six catches for 58 yards at St. Louis (11/22). His only catch at the New York Jets (11/29) went for a team season-long 62 yards and set up the team's first touchdown. When the 49ers traveled to Carolina (12/6), Ismail put on a big-play performance, recording a 40-yard touchdown pass – his longest scoring play of the season – to bring the Panthers back into the game at 28-21 and a career-long 36-yard reverse that set up the game-tying touchdown. After injuring his knee in the fourth quarter after a one catch (16 yards), one carry (five yards) game against Washington (12/13), Ismail returned to the lineup with a team-high five catches for 42 yards against St. Louis (12/20). In the season finale at Indianapolis (12/27), Ismail led the team and matched his career-high with seven catches for 109 yards, including a five-yard touchdown that gave Carolina a 27-19 victory.



**1997:** Ismail had one of his most productive seasons as a pro, recording a then career-best 36 receptions in 13 games with two starts. He finished the season with 419 yards and two touchdowns in addition to four rushes for 32 yards. He began the season as a reserve, recording two receptions for 17 yards against Washington (8/31) and two for 25 at Atlanta (9/7), before logging two receptions for 21 yards and an 11-yard reverse in his first start of the season, at San Diego (9/14). Moving back into a reserve role, he posted one catch for 12 yards against Kansas City (9/21), four for 19 yards, including an eight-yard touchdown, against San Francisco (9/29), two for 21 yards at Minnesota (10/12) and one for seven at New Orleans (10/19). Ismail tallied two catches for 24 yards against Atlanta (10/26) and five receptions for 43 yards, including three third-down conversions, against Oakland (11/2). He had 12 yards on two receptions at Denver (11/9) and two for 23 yards at San Francisco (11/16). At St. Louis (11/23), Ismail recorded a 59-yard touchdown catch among five receptions for 93 yards before moving up with 102 yards on six receptions against New Orleans (11/30) in his second start of the year. Included in that Saints contest was a critical 36-yard reception on fourth down and an 18-yard reverse. He left the contest in the fourth quarter with a right SC joint sprain, however, and was inactive for the final three games of the season.

**1996:** Joining the Panthers via a trade with Oakland on Aug. 25 (for a 1997 fifth-round draft choice), Ismail displayed his big-play capability, notching a 35-yard touchdown on a reverse against the Giants (11/10) and totaling 108-yards at Atlanta (11/3). Ismail gained 214 yards on 12 receptions to lead the team in average yards per catch with 17.8, and posted 80 yards and a touchdown on eight rushes. Inactive with a left ankle sprain against Atlanta (9/1) and at New Orleans (9/8), Ismail saw his first action as a Panther against San Francisco (9/22), notching one catch for 12 yards. He played as a reserve at Jacksonville (9/29), posting no yards on a kickoff return reverse at Minnesota (10/6) and had a 17-yard run against St. Louis (10/13). He did not play against New Orleans (10/20), and saw substitute action without a reception at Philadelphia (10/27). He moved into the starting lineup at Atlanta (11/3) in a three-wideout set and posted 108 yards on five receptions. The following week against the Giants (11/10), he recorded one reception for 30 yards, and his 35-yard reverse for a touchdown notched the Panthers initial score. His 35-yard touchdown gallop was the longest rush from scrimmage by a Panther all season, and it was the longest touchdown run in the NFL by a wide receiver in 1996. At St. Louis (11/17), he started at wide receiver and ran a career-high three times for 24 yards, had one reception for nine yards and subbed at kick returner, collecting one return for 16 yards. At Houston (11/24), he started and posted one rush for minus-four yards and returned three kickoffs for 70 yards. Ismail gained seven yards on a reverse and returned one kickoff 14 yards in substitute action against Tampa Bay (12/1) before collecting two receptions for 40 yards and one rush for one yard as a starter at San Francisco (12/8). He was a reserve against Baltimore (12/15), with one catch for nine yards and started against Pittsburgh (12/22), collecting one reception for six yards. In substitute action in both Panthers play-off games, Ismail had one reverse for seven yards against Dallas (1/5/97) and a 24-yard reception at Green Bay (1/12/97) in the NFC Championship Game.

**1995:** Ismail played in all 16 games with 15 starts for the Oakland Raiders, leading the team in kickoff returns with 36 for 706 yards in addition to 28 catches for 491 yards and three touchdowns. He also rushed six times for 29 yards. He caught a season-high five passes for 71 yards at Washington (9/10) and posted a career-best 125 yards on three receptions, two for touchdowns, including a career-long 73-yarder against Indianapolis (10/22).

**1994:** Ismail played in all 16 games for the Los Angeles Raiders, ranking third on the team with 34 catches for 513 yards and five touchdowns. He was the Raiders leading kickoff returner with 43 returns for 923 yards in addition to four rushes for 31 yards. He caught a season-high six passes for 77 yards against Seattle (9/11) and caught two touchdowns at San Diego (12/5).

**1993:** In his first NFL season, Ismail led the AFC in kickoff returns with a 24.2-yard average on 25 attempts for 605 yards, including a 66-yard return at Cincinnati (11/28), the longest return in the AFC all season. He was fifth on the team in receiving yards with 353 on 26 receptions. His first NFL touchdown came at Kansas City (10/3), a 43-yard reception among four catches for 75 yards. Ismail signed with the Raiders on August 30 after two seasons with the CFL's Toronto Argonauts.

**1992:** In his second season in the CFL, Ismail posted his second all-star performance for the Toronto Argonauts, placing first in the league in kickoff returns with 1,139 yards on 43 returns (26.5 avg). He ranked second in the CFL with 2,767 total yards, including 36 receptions for 651 yards and four touchdowns and 154 yards and three touchdowns on 34 rushing attempts. He also had 614 yards on 59 punt returns (10.4 avg).

**1991:** In his first season as a professional, Ismail earned all-star honors as a kick returner and All-CFL honors as a receiver after becoming just the second player in CFL history to post over 3,000 combined yards. He accumulated the total on: 64 receptions for 1,300 yards (20.3 avg) and nine touchdowns; 36 rushing attempts for 271 yards (7.5 avg) and three touchdowns; 48 punt returns for 602 yards (12.5 avg) and one touchdown; and 31 kickoff returns for 786 yards (25.4 avg). He posted a season-high 87-yard touchdown catch against Hamilton and had six 100-yard receiving efforts. Leading his team to the CFL Championship, Ismail scored in each of two post-season contests – on a 75-yard punt return in the conference final against Winnipeg and on an 87-yard kickoff return in the Grey Cup against Calgary en route to Championship Game MVP honors. Ismail was originally a 1991 fourth-round selection (100th overall) by the Los Angeles Raiders.

**COLLEGE:** One of the most recognized players in college football, Ismail was an All-America selection his sophomore and junior seasons at Notre Dame and finished second in the 1990 Heisman Trophy balloting following his junior year. During his college career, he averaged 15.3 yards from scrimmage, 27.6 yards on kickoff returns and 61.8 yards-per-touchdown play. His





career average of 22.0 yards-per-reception set a school record while his five career kickoff returns for touchdowns ranked one shy of the NCAA record. He returned kickoffs for touchdowns of 89 and 92 yards against Michigan in 1989 as a sophomore and had two kickoff returns for touchdowns against Rice as a freshman to become the first player in NCAA history to return two kickoffs for touchdowns in two separate games. As a junior, Ismail ranked ninth in the nation, averaging 156.9 all-purpose yards and led the Irish with 32 receptions for 699 yards and two touchdowns in addition to ranking third in rushing with 537 yards and three touchdowns on 67 carries. He had two games with over 170 yards receiving in addition to crossing the 100-yard rushing mark in two contests. As a sophomore, Ismail averaged 135.7 all-purpose yards with 27 receptions for 535 yards and 478 rushing yards on 64 carries. He was named MVP of the Orange Bowl after rushing for 108 yards, including a 35-yard touchdown, against Colorado in a 21-6 win. As a freshman, Ismail was part of a Fighting Irish national championship team, leading the nation in kickoff return average with a 36.1-yard average on 12 returns with two touchdowns. Ismail was also a standout sprinter on the Notre Dame track team, winning the conference indoor title in the 55-meters in 1989 and placing second in the men's 200-meter outdoor event.

**PERSONAL:** Born Raghbi Ramadian Ismail in Elizabeth, NJ, he was a graduate of Myers High School in Wilkes Barre, PA, where he played running back, defensive back and kick returner. He was a *Parade* High School All-America in football as a senior after rushing for 2,112 yards and accounting for 3,144 all-purpose yards and 33 touchdowns. He posted 25 touchdowns and 2,416 all-purpose yards as a junior. He also lettered three times in track, leading his team to two state titles as a sprinter and long jumper, winning individual state titles in the 100-meters, long jump and as anchor of the 400-meter relay team. He also won state titles in the long jump and the indoor 55-meters as a junior. He also lettered twice in basketball. Ismail's brother Qadry is also a NFL receiver. Ismail earned a degree in American Studies while at Notre Dame. Raghbi and wife Melani have a son, Noe (4/12/96), and a daughter, Imani (11/17/97).

## ISMAIL'S NFL TOTALS

Year	Receiving				TD
	No.	Yds.	Avg.	Long	
1993 (Raid.)	26	353	13.6	43t	1
1994 (Raid.)	34	513	15.1	42	5
1995 (Raid.)	28	491	17.5	73t	3
1996 (Car.)	12	214	17.8	51	0
1997 (Car.)	36	419	11.6	59t	2
1998 (Car.)	69	1,024	14.8	62	8
Total	205	3,014	14.7	73t	19

## Playoffs

1993 (Raid.)	0	0	0.0	0	0
1996 (Car.)	1	24	24.0	24	0
Total	1	24	24.0	24	0

## 100-Yard Receiving Games

125 vs. Indianapolis, 10/22/95 (3 rec.)  
 119 vs. Atlanta, 9/6/98 (6 rec.)  
 117 @ Dallas, 10/11/98 (6 rec.)  
 109 @ Indianapolis, 12/27/98 (7 rec.)  
 108 @ Atlanta, 11/3/96 (5 rec.)  
 102 vs. New Orleans, 11/30/97 (6 rec.)

Year	Rushing				Long	TD
	No.	Yds.	Avg.	Long		
1993 (Raid.)	4	-5	-1.3	10	0	
1994 (Raid.)	4	31	7.8	13	0	
1995 (Raid.)	6	29	4.8	13	0	
1996 (Car.)	8	80	10.0	35t	1	
1997 (Car.)	4	32	8.0	18	0	
1998 (Car.)	3	42	14.0	36	0	
Total	29	209	7.2	36	1	

## Kickoff Returns


Year	Kickoff Returns				Long	TD
	No.	Yds.	Avg.	Long		
1993 (Raid.)	25	605	24.2	43	0	
1994 (Raid.)	43	923	21.4	51	0	
1995 (Raid.)	36	706	19.6	43	0	
1996 (Car.)	5	100	20.0	30	0	
Total	109	2,334	21.4	51	0	

## Playoffs

1993 (Raid.)	3	51	17.0	33	0
1996 (Car.)	1	7	7.0	7	0
Totals	4	58	14.5	33	0

## Single-Game Bests

Receptions - 7 at San Francisco, 11/8/98 and at Indianapolis, 12/27/98  
 Receiving Yards - 125 vs. Indianapolis, 10/22/95  
 Long Reception - 73t vs. Indianapolis, 10/22/95  
 Touchdowns - 2 three times, last vs. Dallas, 10/11/98  
 Rushing Attempts - 3 at St. Louis, 11/17/95  
 Long Rush - 36 vs. San Francisco, 12/6/98  
 Kickoff Returns - 8 at Seattle, 12/17/95  
 Kickoff Return Yards - 137 at Seattle, 12/17/95



## Daryl Johnston

## Fullback

6'2" ★ 242 ★ 2/10/66

Syracuse

D2 for '89 (39th overall)

NFL: 11th Year ★ Cowboys: 11th Year



**GAMES/STARTS** (regular season, playoffs): 1989 (16/10), 1990 (16/0), 1991 (16/14, 2/1), 1992 (16/16, 3/3), 1993 (16/16, 3/3), 1994 (16/16, 2/2), 1995 (16/16, 3/3), 1996 (16/15, 2/2), 1997 (6/6), 1998 (16/13, 1/1). Total - 150/122, 16/15.

**PRO:** Long respected by teammates for his contribution to the Dallas offense, Daryl "Moose" Johnston has proven himself to be a tireless competitor and team player. Despite nagging injuries throughout his nine seasons, it took a 1997 neck injury to finally force Johnston out of the lineup for



the first time in his NFL career. A true iron man, he had never missed a NFL game – playing in 149 straight, including playoffs, before sitting out a game against Jacksonville on Oct. 19, 1997. After undergoing a successful anterior cervical discectomy with fusion at the C-6 and C-7 cervical level in his neck on Oct. 31, 1997 in Dallas, it surprised no one when Johnston returned to the playing field in 1998. A tireless worker both on and off the field, it was the same attitude he displayed in overcoming knee and shoulder surgeries in previous seasons. In the first two years the Pro Bowl selected a true fullback (1993 and 1994), Johnston was the NFC choice. Most of Johnston's professional accolades have come from his powerful blocking. Over the past eight seasons as a lead blocker, he has helped guide Emmitt Smith to 12,566 rushing yards – including eight straight 1,000 yard rushing seasons, seven Pro Bowl appearances and four NFL rushing titles. Johnston also had a key role in the Cowboys establishing the four lowest sacks allowed totals in club history (20 in 1994, 18 in 1995 and 19 in 1996 and 1998). Johnston also brings soft hands to the Dallas passing game. Over his 10 seasons in Dallas, he has hauled in 293 passes for 2,223 yards and 14 touchdowns. His 293 receptions represent the third highest total by a running back in team history, trailing only Emmitt Smith (415) and Tony Dorsett (382), and in 1999, he can pass Doug Cosbie (300 receptions) and move into eighth place on the club's all-time reception list. Although not a big-time running threat in the Dallas offense, Johnston has proven to be a clutch performer when given the ball, successfully turning 28 third or fourth down carries into 21 first downs (75.0%).

**1998:** After spending nine months rehabilitating from surgery on his neck, Johnston participated in his first contact work at training camp. In his first regular season game since Oct. 5, 1997, he totaled 11 yards on two carries and three yards on a reception against Arizona (9/6). He hauled in three receptions the next week at Denver (9/13) before recording two more catches against Oakland (9/27) to move past Frank Clarke (281) into ninth place on the Cowboys all-time reception list. At Washington (10/4), Johnston had one reception and led the way for Smith (120 yards) and Chris Warren (104) to both top the 100-yard rushing mark. It was only the third time in club history that two running backs topped the 100-yard mark in the same game and the first since Tony Dorsett (149) and Robert Newhouse (101) accomplished the feat at Green Bay on Nov. 12, 1978. Johnston had two carries for three yards in goal-line situations at Chicago (10/18), and he scored his first touchdown since the 1997 season opener on a one-yard pass from Aikman at Arizona (11/15). Against Seattle (11/22), he had a third down catch that resulted in a first down, and he helped lead the way as Dallas rushed for 173 yards on 36 carries (4.8 avg.). He had a season-high five catches for 21 yards against Minnesota (11/26) on Thanksgiving Day. In the Cowboys wild card playoff game against Arizona (1/2/99), he registered his first reception since Thanksgiving with a five-yard grab. Johnston now ranks ninth in club history with 37 career postseason receptions.

**1997:** The 1997 season was a short one for Johnston, who started the first six games before succumbing to a bulging disc in his neck. For the second time in his career (1994 was the other), Johnston recorded a touchdown reception in a season opener at Pittsburgh (8/31) when he hauled in a 13-yard scoring pass. He picked up a first down five of the six times he touched the ball, including three times on third down receptions, and finished the day with a season-high 65 receiving yards – his highest receiving yardage total since a career-high 75 yards against Miami on Nov. 25, 1993 – on five catches. He recorded two receptions against Chicago (9/28) to move past Billy Joe DuPree (267 receptions) into 10th place on the Cowboys all-time reception list with 268 career catches. Johnston added to that total with a season-high seven receptions at the N.Y. Giants (10/5) for 55 yards. He missed the first game of his NFL career against Jacksonville (10/19) with a bulging disc in his neck, snapping a string of 149 consecutive games played. He underwent surgery on Oct. 31 in Dallas and was inactive the rest of the season.

**1996:** The team's fourth leading receiver with 43 catches, Johnston's reception total was the third highest of his career and marked the fifth straight season he has had at least 30 catches. Johnston's versatility in the Dallas offense was never more evident than during the 1996 season, when he lined up as the starting tight end at Chicago (9/2). Injuries to Jay Novacek, Eric Bjornson and Kendall Watkins forced Johnston into the starting tight end role, and he responded with three receptions. He also picked up a first down on both of his carries in the game. He scored his only touchdown of the regular season on a five-yard catch on fourth-and-one against Indianapolis (9/15), one of four receptions on the day. Johnston made his first visit home to the Buffalo area as a NFL player the next week when Dallas faced the Bills (9/22) and posted four receptions. Johnston had two clutch catches at San Francisco (11/10). The first was a key eight-yard catch on third-and-seven in Dallas' game tying touchdown drive in the fourth quarter, and the second was a 16-yard grab on first-and-20 in overtime to help keep the game winning field goal drive alive. He tied his season-high with three carries against Green Bay (11/18) and added four catches. He led the team with a season-high seven receptions at the N.Y. Giants (11/24), while recording a season-best 57 receiving yards. Against Washington (11/28), Johnston had an excellent day blocking as Emmitt Smith rushed for 155 yards and the Cowboys gained 201 yards on the ground. In the NFC Divisional Playoff Game at Carolina (1/5/97), Johnston hauled in a two-yard scoring pass in the second quarter and recovered a third quarter fumbled punt to set up a field goal.

**1995:** The 1995 season marked the second consecutive year Johnston rushed for over 100 yards in a season, the first time he accomplished that feat in back-to-back seasons. He also helped lead the way as Smith led the NFL with a club-record 1,773 yards rushing and scored a NFL record 25 touchdowns. Against Denver (9/10), Johnston ripped off a career-long 18-yard run and added a five-yard touchdown reception. His season-high four receptions at Minnesota (9/17) were good for 43 yards, including a season-long 24-yard grab. Johnston earned a game ball for his blocking in that game, which included a key block on Smith's 31-yard touchdown run that won the game in





overtime. He was responsible for 63 yards of offense (20 rushing and 43 receiving) against Green Bay (10/8), including a key 23-yard pass reception as Dallas drove to a touchdown just before half-time. At San Diego (10/15), Johnston recorded his first rushing touchdown of the season, and he picked up a season-high 23 yards rushing at Atlanta (10/29), his highest yardage total since posting a career-high with 60 yards in 1989 against Green Bay (12/24/89), and his second rushing touchdown. During the season, Johnston reached two career-milestones; recording his 200th career reception when the Cowboys faced San Francisco (11/12) and his 200th career carry when Dallas faced Washington (12/3). In the playoffs, Johnston recorded a post-season career-long 26-yard catch against Philadelphia (1/7/96) and totaled three receptions for 40 yards on the day. In 1995, he picked up a first down 41.8 percent of the time he touched the football (23-of-55), including 48.0 percent of the time rushing (12-of-25).

**1994:** In the 1994 opener at Pittsburgh (9/4), Johnston recorded the first Dallas touchdown of the season with a diving catch of an Aikman pass. Johnston also added a season-high six carries for 21 yards, his highest carry total since a career-high 16 carries in 1989 against Green Bay (12/24/89). Johnston would go on to gain 138 yards on the ground for the season, his highest rushing output since 1989. His 40 carries were also his most since 1989. With 325 yards receiving (44 receptions – good for fourth on the team), Johnston posted a career-high 463 total yards on the season. In the Monday night overtime loss to Detroit (9/19), he had a season high six receptions (44 yards). Against Arizona (10/9), he logged his second touchdown grab of the season on a two-yard toss from Aikman, and his six-catch day at Cincinnati (10/30) tied him for the team lead and tied his season-high. The next week against the N.Y. Giants (11/7), he posted his first rushing touchdown of the season on a nine-yard run. He also added a season-high 57 receiving yards on five catches to earn a game ball. His second rushing touchdown, his fourth score of the season, came on a three-yard run against Green Bay (11/24). He also added a season-long 24-yard reception. In the regular-season finale at the N.Y. Giants (12/24), Johnston led the team with a five catch day. Johnston made his second trip to the Pro Bowl following the season.

**1993:** Johnston gained national recognition for his play following the 1993 season, becoming the first fullback selected to the NFC Pro Bowl team and earning All-Pro honors from *Sports Illustrated*. For the third consecutive season, he posted single-season career-numbers with 50 receptions for 372 yards (third on the team in receptions). He finished fifth in the NFC in receptions among running backs, and he topped his previous single-season career-highs of 32 catches and 249 yards from 1992 in Week 11. Early in the season he posted six catches for 49 yards at Phoenix (9/19), breaking his career-highs in both categories. Two games later, he recorded his only touchdown reception of the season among his five catches at Indianapolis (10/10). On Thanksgiving Day against Miami (11/25), he posted his best day as a Cowboy, leading the team with career-highs in receptions (11) and yards (75). The following week against Philadelphia (12/6), he scored on a two-yard run. He also had a season-long 20-yard reception to set up a second quarter field goal. Johnston scored another rushing touchdown the next week at Minnesota (12/12). For the third consecutive week, Johnston had a rushing touchdown when he scored at the N.Y. Jets (12/18), this after scoring just one rushing touchdown in his first 75 career regular season games. In the post-season, Johnston recorded six receptions for 43 yards against Green Bay (1/16/94). Entering that game, he had recorded just nine catches for 57 yards in five career post-season games.

**1992:** Johnston opened 1992 with four receptions for 39 yards in the Monday night win over the Redskins (9/7). Not limited to offense, he ran 13 yards for a first down with a fake punt at Washington (12/13). Johnston had one of his most important days as a Cowboy against San Francisco (1/17/93) in the NFC Championship Game when he recovered a fumble on punt coverage at the 49ers' 22-yard line to set up Dallas' first score. Then in the third quarter, he recorded a rushing touchdown with a three-yard dive, putting Dallas up 17-10. Although his special teams duties were reduced in 1992, from 1989-91 only Bill Bates (64 tackles) recorded more special teams stops than Johnston's 32. Following the season, Johnston received the 1992 Ed Block Courage Award, given to the player who demonstrated unusual courage in dealing with injuries.

**1991:** In 1991, Johnston touched the football 45 times (17 rushes, 28 receptions), and 21 times he came away with a first down (six rushing, 15 receiving). Johnston led the team in receptions with four catches for 47 yards against Phoenix (9/22), and two weeks later at Green Bay (10/6), he had another four catches for 47 yards. A contributor on the Cowboys' kick coverage units, Johnston tied for fourth on the team, and led all non-defensive players, in special teams tackles with 10.

**1990:** In the 1990 season opener against San Diego (9/9), the ever versatile Johnston lined up at both fullback and running back. Against New Orleans (12/2), Johnston hauled in a five-yard reception for the game winning touchdown in the fourth quarter of Dallas' 17-13 victory, and the following game against Phoenix (12/16), Johnston recorded his first NFL rushing touchdown on a six-yard dash in the fourth quarter.

**1989:** Over the final six weeks of the 1989 season, Johnston gained 194 yards on 56 carries and caught a team-high three touchdown passes. Johnston, often the lone back in passing situations, also helped the Cowboys offensive line hold opponents to 30 sacks. At Green Bay (10/8), Johnston became the first Cowboys rookie to start at fullback since Timmy Newsome in 1980. He recorded his first pro touchdown on a six yard reception against Miami (11/19), and in the season finale against Green Bay (12/24), Johnston recorded a career-high 60 yards rushing. A second round draft pick, Johnston was drafted higher than any Syracuse running back since Larry Csonka was taken in the first round by Miami in 1968.

**COLLEGE:** An All-America and All-Big East pick at Syracuse in 1988, Johnston rushed for 1,830 yards and caught 46 passes during his collegiate career. Against Boston College in 1988,



the senior co-captain gained a career-high 138 yards rushing, the most by a Syracuse back since Larry Csonka rushed for 154 yards in 1967. The Orangemen won 21 games during Johnston's final two seasons.

**PERSONAL:** Daryl Peter Johnston was named Western New York Player of the Year in 1983 while playing for Lewiston-Porter High School in Youngstown, NY. Daryl graduated at the top of his class of 290 students with a 4.0 grade-point average. His sister JoAnn played goaltender for the University of Rochester soccer team, which won two national championships. He earned his degree in economics from Syracuse. In 1994, Daryl teamed up with Half-Price Books on a fund raising program called "The Reading Team" to support literacy groups in Texas. During the summer of 1996, he was selected by Governor George W. Bush as the first reading ambassador of Texas. He has also appeared on the PBS children's television show *Wishbone* to promote literacy. In addition, he hosts a weekly radio show on KRLD (1080-AM) during the season tabbed "The Moose Call." That name is also used on the newsletter members of the Moose Club receive when they join Johnston's fan club. He also teamed with former Texas Rangers first baseman Will Clark and former Dallas Stars defenseman Mark Tinordi on a poster promoting helmet safety. Johnston annually suits-up as a celebrity escort at the Children's Cancer Fund Fashion Show. In 1996, Daryl and wife Diane served as honorary co-chairs for the annual Halloween Bash benefiting Irving Infant Intervention. In 1998, the couple appeared in a photo in the *Sports Illustrated* Swimsuit Edition.

## JOHNSTON'S COWBOYS TOTALS

Rushing						Receiving					
Year	No.	Yds.	Avg.	Long	TD	Year	No.	Yds.	Avg.	Long	TD
1989	67	212	3.2	13	0	1989	16	133	8.3	28	3
1990	10	35	3.5	8	1	1990	14	148	10.6	26	1
1991	17	54	3.2	10	0	1991	28	244	8.7	22	1
1992	17	61	3.6	14	0	1992	32	249	7.8	18	2
1993	24	74	3.1	11	3	1993	50	372	7.4	20	1
1994	40	138	3.5	9t	2	1994	44	325	7.4	24	2
1995	25	111	4.4	18	2	1995	30	248	8.3	24	1
1996	22	48	2.2	7	0	1996	43	278	6.5	23	1
1997	2	3	1.5	3	0	1997	18	166	9.2	21	1
1998	8	17	2.1	6	0	1998	18	60	3.3	9	1
Totals	232	753	3.2	18	8	Totals	293	2,223	7.6	28	14
Playoffs						Playoffs					
1991	1	3	3.0	3	0	1991	2	9	4.5	6	0
1992	4	11	2.8	4	1	1992	7	48	6.9	10	0
1993	8	25	3.1	5	1	1993	10	74	7.4	12	0
1994	2	8	4.0	4	0	1994	4	27	6.8	11	0
1995	7	18	2.6	6	0	1995	7	59	8.4	26	0
1996	1	5	5.0	5	0	1996	6	25	4.2	7	1
Totals	23	70	3.0	6	2	1998	1	5	5.0	5	0
Totals						Totals	37	247	6.7	26	1

## Additional Statistics

**Special Teams Tackles:** 1989 (6-3 - 9); 1990 (11-2 - 13); 1991 (7-3 - 10); 1992 (0-1 - 1); 1996 (5-0 - 5); 1997 (1-0 - 1). Total (30-9 - 39).

**Postseason:** 1992 (0-1 - 1)

**Opponents Fumbles Recovered:** Postseason: 1992 (1 rec, 0 yds); 1996 (1 rec, 0 yds)

## Single-Game Bests

Rush Yards - 60 vs. Green Bay, 12/24/89  
Rush Attempts - 16 vs. Green Bay, 12/24/89  
Long Rush - 18 vs. Denver, 9/10/95

Receptions - 11 vs. Miami, 11/25/93  
Yards Receiving - 75 vs. Miami, 11/25/93  
Long Reception - 28 at Kansas City, 10/22/89



## Michael Kiselak

## Center/Guard

6'3" ★ 296 ★ 3/9/67

Maryland

FA for '98

NFL: 2nd Year ★ Cowboys: 2nd Year



**GAMES/STARTS** (regular season, playoffs): 1998 (15/7, 1/1).

**PRO:** Persistence and perseverance are the characteristics that finally guided Michael Kiselak to a home in the National Football League. After paying his dues with seven previous teams in three different professional football leagues, Kiselak earned a roster spot with the Dallas Cowboys as a 31-year old first-year NFL player in 1998. His experience as a veteran of three Canadian Football League teams, one World League team, and three NFL training camps, and his determination to pursue his NFL dream enabled Kiselak to land a spot on the Cowboys' 53-man roster in September of 1998. He made the most of his opportunity by becoming a mid-season starter and a valuable and versatile player who can perform at a dependable level at either the center or guard positions.

**1998:** After an impressive showing throughout all of the 1998 Cowboys training camp, Kiselak earned a roster spot as a reserve offensive lineman. He earned the starting center job midway through the season and held onto that spot throughout the remainder of the year and into the





Cowboys wild card playoff loss to Arizona in January. He began the year as a swingman who could help out at either guard or center. He saw his first action as a NFL player in the Cowboys season opening win over Arizona (9/6), playing right guard in the third quarter after Everett McIver moved to right tackle due to an injury to Flozell Adams and the earlier ejection of Erik Williams. Three weeks later against Oakland (9/27), he saw limited action at left guard for Nate Newton in the first half when Newton was forced out of the lineup temporarily. Kiselak's first extended playing time of the year came the next week at Washington (10/4) when he stepped into the line-up at right guard in the first quarter after McIver suffered a sprained right knee. In that game, he provided key blocking for a Dallas running attack that enabled two running backs top the 100-yard mark for just the third time in club history. Emmitt Smith finished with 120 yards and one touchdown while Chris Warren added 104 yards and two scores. His next splash of extensive duty came in the win over the N.Y. Giants (11/8) when he replaced the injured Clay Shiver at center (sprained toe). On that day, Kiselak played a prominent role in helping Emmitt Smith rush for a season-high 163 yards on 29 carries (5.6 average) while breaking Tony Dorsett's club record for career rushing yards (12,036). The Dallas offensive line allowed no sacks in 26 pass plays to a Giants defense that led the NFL in sacks in 1998. Kiselak earned his first NFL start the following week at Arizona (11/15) at center. The Dallas line held the Cardinals without a sack while helping Emmitt Smith run for 118 yards and three touchdowns. He earned his second straight start at center against Seattle (11/22) and suffered two dislocated fingers on his left hand in the second quarter, missing a few snaps. He later moved to left guard when Nate Newton suffered a bruised quad. In that win over the Seahawks, he was part of a line that allowed just one sack (on an Alkman fumble) and the team ran for 173 yards on the day. As the starting center against Minnesota (11/26) on Thanksgiving Day, Kiselak was part of an offensive effort that set a club record for pass attempts in a game without a sack (57). The Dallas line also led the way as Emmitt Smith rushed for three touchdowns to tie Marcus Allen's NFL record of 123 career rushing scores. The Dallas offensive line closed out the regular season with a win over Washington (12/27) in a game where the Cowboys rushed for 156 yards and Emmitt Smith scored two rushing touchdowns to establish a new NFL record for career rushing touchdowns.

**1996-1997:** Kiselak was the starting center for the Canadian Football League's Toronto Argonauts for both seasons. He was named the CFL's Most Outstanding Offensive Lineman after each season, and the Argos won the Grey Cup title each year. During his time in Toronto, Kiselak snapped the ball to Argonauts' quarterback Doug Flutie, who is currently the Buffalo Bills starter.

**1995:** Kiselak played with the CFL's San Antonio Texans in 1995, helping guide his team to the Grey Cup Finals where the Texans eventually lost to the Baltimore Stallions.

**1993-1994:** Kiselak spent the 1993 and 1994 seasons as a member of the Sacramento Gold Miners of the CFL.

**1992:** He spent the summer of 1992 with the New York Giants before being released in camp.

**1991:** After completing his second spring season with the San Antonio Riders of the World League of American Football (currently NFL Europe), Kiselak went to camp with the Oilers in 1991 but was released during camp.

**1990:** In the spring of 1990, Kiselak was a fourth round draft choice of the San Antonio Riders of the WLAF (currently NFL Europe). He played the 1990 spring season in San Antonio with current Cowboys backup quarterback Jason Garrett. Following the WLAF season, he went to camp with the Kansas City Chiefs before being released prior to the start of the 1990 NFL season.

**COLLEGE:** Kiselak began his collegiate career as a defensive tackle before moving to offensive tackle prior to his junior season.

**PERSONAL:** Kiselak was a three-year letterman as an offensive and defensive tackle at Pine Bush, NY, High School. Kiselak was also a two-year letterman in baseball. He is very active in the community and spends the majority of his off-season speaking at several Christian ministries. Kiselak earned his degree from Maryland in corporate fitness. He and his wife, Kimberly, reside in Irving, Tex.



## David LaFleur

### Tight End

6'7" ★ 280 ★ 1/29/74

Louisiana State

D1 for '97 (22nd overall)

NFL: 3rd Year ★ Cowboys: 3rd Year



**GAMES/STARTS** (regular season, playoffs): 1997 (16/5), 1998 (13/13, 1/1), Total - 29/18, 1/1.

**PRO:** Dallas coaches were looking for the prototypical tight end, somebody who could open holes for the running game and catch passes in traffic, when they drafted David LaFleur in 1997. LaFleur, at 6-7, 280 pounds, proved to be just what the coaches were looking for at the position, moving into the starting lineup in his second NFL season. In two years he has already logged 38 receptions for 298 yards and four touchdowns as a receiver, and he has helped lead the way as



Emmitt Smith topped the 1,000-yard rushing mark in both seasons. With his size, at 6-7 he is one of the team's tallest players and at 272-pounds he outweighs all non-linemen on the Cowboys roster. LaFleur can be an imposing target on pass plays and a powerful blocker in the running game. After suffering a broken right ankle in workouts on May 11, LaFleur also underwent a microscopic lumbar discectomy to repair a herniated disc between the L-5 and S-1 vertebrae on May 19. With Chan Gailey's new offense in place and a year as a starter under his belt, Dallas coaches are expecting an even bigger season from LaFleur in 1999.

**1998:** After seeing most of his action as a reserve during his rookie season, LaFleur moved into the starting lineup in 1998 and finished fifth on the team with a career-high 20 receptions for 176 yards and two touchdowns. His two touchdown receptions tied him for third on the team. He opened the season against Arizona (9/6) with two receptions for eight yards. The next week at Denver (9/13), he recorded a 12-yard kickoff return at the end of the first half on a squib kick. It was the first kickoff return of his career. LaFleur led the team and tied a career-high with four receptions for 29 yards at Washington (10/4). His performance included a leaping eight-yard grab that set up Chris Warren's third quarter touchdown run. His only catch of the day at Chicago (10/18) was a one-yard touchdown grab from Jason Garrett that put the Cowboys ahead 12-7 in the third quarter. For the second consecutive game, he hauled in a touchdown catch when he came down with a nine-yard grab from Troy Aikman at Philadelphia (11/2). LaFleur tied for the team lead with three receptions for 33 yards at Arizona (11/15) before posting a career-high 39 receiving yards on three receptions, including a career-long 24-yard catch against Seattle (11/22). He then came back against Minnesota (11/26) on Thanksgiving Day and added three more receptions for 30 yards. LaFleur had one reception for 12 yards at New Orleans (12/6) before suffering a sprained PCL in his right knee in the second quarter. The injury kept him out of the lineup the rest of that game, and he was deactivated for the final three regular season contests at Kansas City (12/13), against Philadelphia (12/20) and Washington (12/27) with the injury. Regaining his health, he returned to the starting lineup in the wild card playoff game against Arizona (1/2/99), seeing his first career postseason action, but did not record a reception.

**1997:** After spending most of his rookie season blocking for the Cowboys running game, LaFleur flourished down the stretch, registering 11 catches for 71 yards and two touchdowns while starting three of the final four games of the season. He opened his NFL career by helping the Dallas offense roll up 380 yards of offense in the season opening win at Pittsburgh (8/31). He recorded his first NFL reception, a six-yard grab, against Chicago (9/28) before adding a 14-yard catch at the N.Y. Giants (10/5) and a 13-yard reception at Washington (10/13). Against Arizona (11/9), LaFleur was awarded a game ball by the coaches for converting a 10-yard, third down catch into a first down and for helping Dallas record two rushing touchdowns. He totaled three receptions against Washington (11/16), and he had a five-yard catch against Tennessee (11/27). He led the team with a career-high four receptions for 26 yards against Carolina (12/8), with three of the catches coming in the second half after starting tight end Eric Bjornson fractured his left fibula. LaFleur started the next week at Cincinnati (12/14) and registered three receptions for 29 yards, including two touchdown catches. His effort marked the first time a Dallas tight end had recorded multiple touchdown catches in a game since Jay Novacek scored twice at Washington on Dec. 13, 1992. LaFleur closed out the season against the Giants (12/21) by finishing second on the team with three catches. His 18 receptions for the season was the second highest reception total by a rookie tight end in Cowboys history (Billy Joe DuPree, 29 in 1973). His two touchdown catches tied for the third highest touchdown total by a rookie tight end in team history (DuPree, five; Mike Ditka, three in 1969; Thornton Chandler, two in 1986). LaFleur was the first LSU Tiger to be drafted by Dallas and only the fourth Tiger to ever play for the Cowboys.

**COLLEGE:** LaFleur was a consensus All-SEC first-team selection and a member of the Walter Camp All-America Team as a senior after becoming the first tight end to lead LSU in receiving - 30 catches for 439 yards and three touchdowns - since 1980. As a junior, he finished with 12 receptions for 120 yards while missing three games with a knee injury. LaFleur was a sophomore All-America first-team pick by The Gridiron Report and a consensus All-SEC first-team selection in 1994 after totaling 21 receptions for 263 yards and two touchdowns. He played in every game as a redshirt freshman in 1993, tallying eight catches for 59 yards.

**PERSONAL:** LaFleur was a *Parade* and *USA Today* All-America selection and the Gatorade Circle of Champions Louisiana Player of the Year at Westlake, LA, High School as a senior. He was also the winner of the Bobby Dodd National High School Lineman of the Year Award given by the Atlanta Touchdown Club. LaFleur, who also played defensive end, totaled 81 receptions for 1,758 yards (21.7 avg.) and 18 touchdowns during his three-year high school career. He lettered three times in football and basketball and four times in track at Westlake. David, who earned his degree in kinesiology, and wife Melody reside in Flower Mound, TX.

## LaFLEUR'S COWBOYS TOTALS


Year	Receiving			
	No.	Yds.	Avg.	Long
1997.....	18	122	6.8	17
1998.....	20	176	8.8	24
Totals.....	38	298	7.8	24

**Additional Statistics**  
**Kickoff Returns:** - 1998 (1 return, 12 yards)

## Single-Game Bests

Receptions - 4 vs. Carolina, 12/8/97 and  
 @ Washington, 10/4/98  
 Receiving Yards - 39 vs. Seattle, 11/22/98  
 Long Reception - 24 vs. Seattle, 11/22/98  
 Touchdowns - 2 @ Cincinnati, 12/14/97





## Leon Lett

### Defensive Tackle

6'6" ★ 295 ★ 10/12/68

Emporia State

D7 for '91 (173rd overall)

NFL: 9th Year ★ Cowboys: 9th Year



**GAMES/STARTS** (regular season, playoffs): 1991 (5/0, 1/0), 1992 (16/0, 3/0), 1993 (11/6, 3/3), 1994 (16/16, 2/2), 1995 (12/12, 3/3), 1996 (13/13, 0/0), 1997 (3/3), 1998 (16/15, 1/1). Total - 92/65, 13/9.

**PRO:** Coming out of tiny Emporia State in Kansas as a seventh-round draft choice in 1991, Leon Lett had to struggle to work his way onto the playing field. Through steady improvement, he succeeded in earning a spot in Dallas' starting lineup in 1994 and continued to show the ability to completely take over games from his right tackle position. This ability has earned him two trips to the Pro Bowl, including a starting spot in 1994, and a reputation as one of the NFL's most dominant defensive players. Nicknamed "Big Cat" by teammates for his agility, Lett has evolved into a powerful run stuffer and speedy pass rusher, and he continues to tap deeper into his enormous talent pool each season.

**1998:** In the Cowboys new shifted defensive front, Lett played defensive tackle on either side of nose tackle Chad Hennings. This new defensive look helped Lett earn his second Pro Bowl selection after leading the team with seven tackles for losses, finishing second with 20 quarterback pressures and third with four sacks. Lett missed the final three preseason games after spraining his left knee in a scrimmage against New Orleans (8/11), but he returned to the starting line-up in the season opener against Arizona (9/6). He was used primarily on third downs the next week at Denver (9/13) due to the knee injury. Back in the starting line-up at the N.Y. Giants (9/21), he recorded his first sack, two pressures and two tackles. He logged four tackles against Oakland (9/27) before leading all defensive linemen with five tackles at Washington (10/4). Against Carolina (10/11), Lett helped limit the Panthers to 37 rushing yards on 21 carries (1.8 avg.) while posting two tackles, 1.5 sacks and a quarterback pressure. He had three tackles and two tackles behind the line of scrimmage while helping limit the Bears to 2.5 yards-per-rushing attempt at Chicago (10/18). At Philadelphia (11/2), he registered a season-high five pressures while totaling four tackles in helping limit the Eagles to 200 yards of total offense. He tallied four tackles and half a sack against the Giants (11/8) before helping limit Arizona (11/15) to 32 rushing yards on 21 attempts (1.5 avg.) with five tackles. Lett recorded three tackles against Seattle (11/22), and he contributed a tackle, a tackle for a loss, a sack and a batted pass against Minnesota (11/26). After posting four tackles and a tackle for a loss at New Orleans (12/6), he led the team with a season-high tying five quarterback pressures at Kansas City (12/13) while adding five stops. He recorded four tackles against Washington (12/27), and he tallied three tackles in the wild card playoff game against Arizona (1/2/99). Following the season, Lett underwent surgery on March 18 to remove loose bodies from his right elbow.

**1997:** After missing the first 13 games of 1997 due to a league suspension, Lett was reinstated by the NFL and returned to practice on Dec. 1. In his first game back following a one-year lay-off, Lett had seven tackles, two quarterback pressures, a pass defended and a tackle for a loss against Carolina (12/8). He recorded a tackle on his very first snap of the season and a quarterback pressure on his third. He followed that with a three tackle performance at Cincinnati (12/14), and then recorded five tackles, half a sack and a tackle for a loss against the N.Y. Giants (12/21).

**1996:** A key part of a Dallas defense that finished the season ranked third in the NFL, Lett emerged as one of the league's most dominant defensive players. In six consecutive games from Week Four through Nine, he recorded a tackle behind the line of scrimmage, and for three straight weeks (three through five) he forced a fumble. Despite missing the final three games of the regular season following a Dec. 3 NFL suspension, Lett led the team with seven tackles for a loss. He also tied for the team lead with a career-high three forced fumbles and was third on the club with 20 quarterback pressures. His five passes defended tied for the club lead among defensive linemen. In the home opener, Lett had two tackles and a tackle for a loss against the N.Y. Giants (9/8) while helping limit them to 105 total yards. He tied his career high with two sacks against Indianapolis (9/15), the second multiple sack game of his career. He also added six tackles and a forced fumble against the Colts. He established a career-high with nine tackles at Buffalo (9/22). In that game, he also had a key tackle and forced a fumble at the Dallas one-yard line that went out of the end zone for a touchback to prevent a Bills score. The following week at Philadelphia (9/30), Lett earned his first career NFC Defensive Player of the Week honors when he logged six tackles, a sack, a tackle for a loss, two quarterback pressures, a pass defended, a forced fumble and a fumble recovery. He also blocked a 29-yard field goal in the fourth quarter to preserve a 23-17 lead for Dallas going into the final minutes of the game. When the Dallas defense limited Arizona (10/13) to 58 yards rushing on 22 carries (2.6 avg.), Lett provided six tackles and a tackle for a loss. At Miami (10/27), he helped limit the Dolphins to 48 yards rushing with three tackles, a tack-



le for a loss and a quarterback pressure. His second quarter fumble recovery at San Francisco (11/10) helped turn the momentum as the Dallas defense held the 49ers to 128 total yards after the first quarter. Lett teamed with Broderick Thomas to sack Brett Favre for a 16-yard loss in a Monday night showdown with Green Bay (11/18). His four tackles against Washington (11/28) tied for the lead among defensive linemen, and he also broke up a pass and had three quarterback pressures as Dallas limited the Redskins to 209 total yards.

**1995:** The 1995 season was full of ups and downs for Lett. He started the season slowly but came on strong during the Cowboys drive to Super Bowl XXX, finishing the season tied for the team lead with six tackles for a loss and third on the team with 19 quarterback pressures. In the season opening win at the N.Y. Giants (9/4), Lett recorded his third blocked field goal in the last two seasons to help preserve Dallas' first shutout since Oct. 11, 1992. Two weeks later at Minnesota (9/17), he recorded five tackles, two tackles for a loss, a sack and a fumble recovery, earning himself a game ball. In late October, Lett posted five tackles, a tackle for a loss and a quarterback pressure at San Diego (10/15) and then came back in the next game at Atlanta (10/29) to post seven tackles. Following the Atlanta game, the NFL suspended Lett for four games, but he returned against Washington (12/3) to record four tackles. Lett was a key part of the Cowboys December run to the playoffs and an eventual Super Bowl XXX title, recording 22 tackles, two sacks, 12 quarterback pressures, a forced fumble and a recovered fumble over the final four regular season games. With injuries keeping Charles Haley out of the lineup at Philadelphia (12/10), Lett recorded his first start at defensive end since the end of the 1993 season. He went on to post five tackles, bat down a pass, recover a fumble at the Eagles 15-yard line and tie his career-high with six quarterback pressures. While still at end the next week against the N.Y. Giants (12/17), he had a season-high tying seven tackles, a sack, a tackle for a loss and three quarterback pressures. Late in the game, he moved back inside to tackle, and the next week at Arizona (12/25), he returned to his right tackle spot, recording six tackles and three quarterback pressures. He also logged a sack and forced a fourth quarter fumble at the Cowboys 17-yard line to stop a scoring drive. In the postseason opener against Philadelphia (1/7/96), Lett was in the Eagles backfield all afternoon, recording three tackles, a sack and a quarterback pressure. He received a game ball for his play against Green Bay (1/14/96) in the NFC Championship Game, totaling three tackles, a sack, a quarterback pressure and his first career interception - picking off a Brett Favre pass at the Packers 13-yard line to set up a Dallas touchdown in the first quarter.

**1994:** Lett entered the 1994 season with 60 career tackles and six career starts, but he went on to start all 16 games and collect 68 tackles, topping his three year career total. In addition, his 26 quarterback pressures were good for second on the team, helping him earn a spot in the starting lineup for the NFC at the Pro Bowl. Lett started the 1994 season with a bang, recording a career-high six quarterback pressures at Pittsburgh (9/4). In that game, the Dallas defense limited the Steelers to 126 yards of total offense and logged nine sacks. In the Cowboys home opener against Houston (9/11), Lett had five tackles and five quarterback pressures. In an overtime loss to Detroit (9/19) on Monday night, Lett established a club record when he blocked two field goals in the same game. The first block came at the end of regulation and the second came in overtime, keeping Dallas' hopes alive until the final seconds of the game. During the game, his playing time on defense was limited because of a groin injury suffered during the week at practice. In the club's next Monday night game against the N.Y. Giants (11/7), Lett received a game ball for recording four tackles and his first sack of the season. The following week at San Francisco (11/13), Lett logged the first multiple sack game of his career with two takedowns of Steve Young. In back-to-back games against Washington (11/20) and Green Bay (11/24), Lett accounted for 12 tackles, including a career-high six solo stops against the Redskins. His play helped limit Green Bay to 29 yards rushing on 18 attempts. In December, Lett posted seven tackles against Cleveland (12/10) and came back in the regular season finale at the N.Y. Giants (12/24) to log six tackles and a sack.

**1993:** Although he saw action in only 11 games in 1993, Lett led all defensive linemen in passes deflected for the second straight season with four. Despite being hobbled during the season with a broken ankle, Lett displayed his versatility in moving along the defensive line to replace fallen teammates. For the season, Lett saw playing time all along the defensive line, including starts at both right tackle and right end. Lett nabbed his first NFL start in the season opener at Washington (9/6) in place of an injured Tony Casillas and recorded three tackles. Lett returned to back-up duty at Phoenix (9/19), but fractured his right ankle in the second quarter. It was a re-injury of a fracture Lett first suffered during summer workouts, and it kept him out of the next five games. Lett returned to the line-up in time to again face Phoenix (11/14), recording two tackles and batting two passes down at the line of scrimmage. Bouncing between right tackle and right end, Lett recorded five tackles at Atlanta (11/21) and batted down two passes against Miami (11/25). He earned starts at right tackle against Philadelphia (12/6) and at Minnesota (12/12) in place of an injured Russell Maryland, and he tied for the lead among all defensive linemen with four tackles against the Vikings. Lett started at defensive end against Washington (12/26) when Haley's back kept him out of the line-up. The following week at right end at the N.Y. Giants (1/2/94), he logged five tackles and added three quarterback pressures. When Maryland was injured in the second quarter, Lett moved back inside to fill the void at tackle, and he went on to start all three postseason games at right tackle, finishing third on the team in the postseason with 17 tackles. In the Divisional Playoff Game against Green Bay (1/16/94), Lett recorded a season-high six tackles, a tackle for a loss, two passes defensed, recovered a fumble and had three quarterback pressures. One of his deflected passes was intercepted by Haley early in the fourth quarter and led to a Dallas field goal. For the second year in a row, Lett was responsible for one of the most memorable plays





of the Super Bowl when he forced Thurman Thomas to fumble early in the third quarter. James Washington picked up the loose ball and returned it 46 yards for a touchdown, tying the game at 13-13 and swinging the momentum back in Dallas' favor. Lett also added six tackles on the day.

**1992:** After starting the 1992 season slowly, Lett picked up the pace when Dallas faced a string of AFC West teams. Against Seattle (10/11), he had two tackles, two quarterback pressures and a pass defended. The next week, he recorded his first career sack along with two tackles against Kansas City (10/18), and in Los Angeles (10/25), he recovered a fumble at the Raiders 32-yard line in the fourth quarter. Primarily used at right tackle in passing situations, he finished the season tied for second on the team with 19 quarterback pressures, including at least one pressure in each of the final seven regular season games. In the postseason, Lett was at his best, tying for the team lead with two tackles for losses and leading the team with three forced fumbles. He also established a record for the longest fumble return in Super Bowl history when he rambled 64 yards in the fourth quarter with a Buffalo miscue. Lett put the finishing touches on the Cowboys' Super Bowl XXVII victory when he sacked Frank Reich on the game's final play.

**1991:** After making the 47-man roster in 1991, Lett was placed on injured reserve with a back problem on Aug. 27 and spent the next 11 weeks working to improve his strength and weight. He was re-activated on Nov. 21, and against undefeated Washington (11/24) at RFK on his first regular-season play in the National Football League, Lett stuffed Redskins running back Earnest Byner after a one-yard gain. Lett played some at defensive tackle the final five games of the season and in the playoffs. The first person from Emporia State to make a Cowboys' roster, Lett was the first player to be drafted from the school since Steve Henry in the fifth round in 1979 and the first defensive lineman selected from Emporia State since John Lohmeyer in the fourth round in 1973.

**COLLEGE:** A big part of a defense that held opponents to 4.1 yards-per-play and 3.1 yards-per-carry during his two years at Emporia State, Lett finished second on the team in sacks and earned All-NAIA District 10 honors despite missing three games due to a leg injury as a senior. He had a monster effort with six tackles, two tackles for a loss, a sack, an interception and a blocked kick against Northeastern Oklahoma State in 1990. Lett transferred to Emporia State after two seasons at Hinds, MS, Junior College.

**PERSONAL:** Leon Lett starred in football and basketball at Fairhope, AL, High School. A sociology major at Emporia State, Lett participated in the Shriner's Christmas Gift Drive in 1991. He has a daughter, Shanavia (7/3/87).

## LETT'S COWBOYS TOTALS

Year	Solo	Tackles Ast.	Tot.	Sacks	Tkl/ Loss	QB Press.	Passes Def.	For. Fum.	Blk. Kicks
1991	1	1	2	0.0	0	0	0	0	0
1992	13	13	26	3.5 (-27)	1(-1)	19	4	0	0
1993	18	14	32	0.0	3(-8)	10	4	0	0
1994	41	27	68	4.0(-28)	7(-16)	26	1	1	2
1995	29	24	53	3.0(-13)	6(-11)	19	3	1	1
1996	30	24	54	3.5(-16)	7(-15)	20	1	3	1
1997	9	6	15	0.5(-0)	2(-2)	2	1	0	0
1998	34	17	51	4.0(-24)	7(-13)	20	1	1	0
Totals	175	126	301	18.5(-108)	33(-66)	116	19	6	4

## Playoffs

1991	0	1	1	0.0	0	0	0	0	0
1992	5	5	10	1.0(-8)	2(-9)	2	2	3	0
1993	11	6	17	0.0	1(-2)	5	2	1	0
1994	3	6	9	0.0	0	5	1	0	0
1995	6	2	8	2.0(-16)	0	4	1	0	0
1998	2	1	3	0.0	0	0	0	0	0
Totals	27	21	48	3.0(-24)	3(-11)	16	6	4	0

## Opponents' Fumbles Recovered

Year	No.	Yds.	Avg.	Long	TD
1992	1	0	0.0	0	1
1995	2	0	0.0	0	0
1996	2	0	0.0	0	0
Totals	5	0	0.0	0	0

## Playoffs

1992	1	64	64.0	64	0
1993	1	0	0.0	0	0
Totals	2	64	32.0	64	0


## Pass Interceptions

Year	No.	Yds.	Avg.	Long	TD
1995	1	-1	-1.0	-1	0

## Single-Game Bests

Total Tackles — 9 @ Buffalo, 9/22/96  
 Solo Tackles — 6 vs. Washington, 11/20/94  
 Assists — 4 @ Atlanta, 10/29/96 and @ Buffalo, 9/22/96  
 Sacks — 2 @ San Francisco, 11/13/94 and vs. Indianapolis, 9/15/96  
 Tackles for a loss — 2 four times, last @ Chicago, 10/18/98  
 QB Pressures — 6 twice, @ Pittsburgh, 9/4/94 and @ Philadelphia, 12/10/95

# COWBOYS™



## Kevin Mathis

### Cornerback

5'9" ★ 181 ★ 4/29/74

Texas A&M-Commerce

FA for '97

NFL: 3rd Year ★ Cowboys: 3rd Year



**GAMES/STARTS** (regular season, playoffs): 1997 (16/3), 1998 (13/4, 1/1). Total- 29/7, 1/1.

**PRO:** Kevin Mathis earned his entry into the NFL the hard way, by making a Cowboys team that had no shortage of quality defensive backs as an undrafted rookie free agent. As a rookie, Mathis saw plenty of preseason action at cornerback while Deion Sanders played baseball. He made the most of that opportunity by displaying his fine speed, coverage ability and a fearless desire to compete against receivers with much greater experience. He finished the '97 preseason by leading the NFL in interceptions with three, one of which he returned 27 yards for a touchdown against St. Louis. Mathis also made a name for himself as a punt return man. He was one of three rookie free agents to play the entire 1997 season for the Cowboys. As a second-year NFL player, Mathis matured as a coverage corner and a very dangerous kickoff return man. He has the rare skills that should enable him to be a valuable contributor in the NFL for the long term.

**1998:** Mathis started the final four games of the regular season, and the wild card playoff loss to Arizona to cap a very productive second NFL season. He also established himself as one of the more productive kickoff return men in the NFL, averaging 24.8 yards-per-attempt to finish the year ranked sixth in the NFC (13th in the NFL). In the season opening win over Arizona (9/6), Mathis made his first career NFL kickoff return good for 38 yards, while also adding three tackles for the Dallas defense. The following week at Denver (9/13), he averaged a very healthy 29.2 yards-per-kickoff return on five attempts. In the Monday night win at the N.Y. Giants (9/21), Mathis registered his first career interception, picking off a second quarter Giants pass that led to a Dallas field goal. He finished the night with six tackles and two passes defended after taking over at cornerback and punt return man in the second and third quarters when Sanders was sidelined by dehydration. In the following week's loss to the Raiders (9/27), Mathis gave Dallas excellent field position following kickoffs with returns of 31 and 36 yards in the first half. In the win over Carolina (10/11), Mathis tied a club record with two fumble recoveries in the same game. The first recovery set up the Dallas offense at the Panthers' two-yard line. The second came after a 35-yard reception by Raghib Ismail and helped stop a Panther scoring drive. The next week at Chicago (10/18), he recorded his first career sack. In the win over the Giants (11/8), Mathis averaged a season-high 33.7 yards on three kickoff returns, including a career-long 42-yarder. He also added three tackles on defense before suffering a fractured right forearm at the end of the first half while returning a kickoff. The broken right forearm forced Mathis out of action for the next three games: at Arizona (11/5) and against Seattle (11/22) and Minnesota (11/26). While wearing a cast on his arm, he returned to earn his first starting assignment of the year at New Orleans (12/6) in place of the injured Kevin Smith. Mathis registered his second interception of the year against the Saints to set up Dallas' only field goal of the game. He also picked up six tackles and forced a fumble. The following week at Kansas City (12/13), Mathis posted a regular-season, career-high nine tackles and broke up three passes while starting his second straight game at left cornerback. He helped limit Chiefs' wide receivers to six receptions for 64 yards (10.7 average). In the division clinching win over Philadelphia (12/20), Mathis added eight tackles and helped limit the Eagles' wide receivers to a 12 yards-per-catch average. In the playoff loss to Arizona (1/2/99), he started at left cornerback, replacing Kevin Smith, and led the team with a career-high 11 tackles. He also intercepted a Cardinal pass and had four passes defended.

**1997:** Mathis saw action in all 16 Dallas games as a rookie and started the final three at cornerback following Deion Sanders' season ending rib fracture. He was a stellar performer on special teams, finishing the season ranked fourth on the squad with 16 kicking game tackles. In the season opening win at Pittsburgh (8/31), he saw extended fourth quarter action, replacing Sanders. He picked up four tackles and his first punt return (nine yards) in his first NFL action. Two weeks later in his first Monday night appearance, Mathis earned a special teams game ball for his play against Philadelphia (9/15), leading the team with three special teams tackles. In back-to-back weeks in November, he led the Cowboys in special teams tackles against Washington (three on 11/16) and at Green Bay (three on 11/23). Mathis took over at right cornerback and as punt returner late in the first quarter against Tennessee (11/27) after Sanders suffered a right rib fracture. He responded by recording three tackles, a pass defended and a fourth quarter fumble recovery while helping limit Steve McNair to a 9-of-17 day for 81 yards passing. Mathis earned his first NFL start for the ailing Sanders against Carolina (12/8) and responded with three tackles and three passes defended, the most passes defended in a game by a rookie since Larry Brown had four against Houston (11/10/91). In his second NFL start, he recorded five tackles, a pass defended and a forced fumble that went out of the end zone for a touchdown at Cincinnati (12/14). In the season finale against the N.Y. Giants (12/21), Mathis had five punt returns for 75 yards,





including a season-best 45 yarder. He finished the season with 11 punt returns for 91 yards and a healthy 8.3-yard average.

**COLLEGE:** Mathis finished his senior campaign at Texas A&M-Commerce (formerly East Texas State) with 48 tackles, 17 passes broken up, four interceptions, two tackles for losses and a sack while leading the team with 16 punt returns for a 9.7 average and 15 kickoff returns for a 24.9 average. As a junior, he totaled 55 tackles, 16 passes defended and six interceptions. He also registered 26 punt returns for a 10.4 average. He recorded 57 tackles, 13 passes defended, three interceptions and three forced fumbles as a sophomore. As a redshirt freshman, he contributed 64 tackles, 11 passes broken up, three interceptions and four fumble recoveries.

**PERSONAL:** Mathis, born April 9, 1974, was a two-time all-district honoree for Gainesville, TX, High School, where he also lettered in basketball and track.

## MATHIS' COWBOYS TOTALS

Year	Tackles			Sacks	Tkl/Loss	QB Press.	Passes Def.	For. Fum.	Special Teams		
	Solo	Ast.	Tot.						Solo	Ast.	Tot.
1997	16	7	23	0.0	0	0	5	1	9	7	16
1998	32	9	41	1.0 (-7)	0	0	8	1	1	4	5
Total	48	16	64	1.0 (-7)	0	0	13	2	10	11	21

## Playoffs

1998	11	0	11	0.0	0	0	4	0	0	0	0
------	----	---	----	-----	---	---	---	---	---	---	---

Year	Punt Returns					
	No.	FC	Yds.	Avg.	Long	TD
1997	10	2	91	9.1	45	0
1998	2	1	3	1.5	5	0
Total	12	3	94	7.8	45	0

Year	Opponents' Fumbles Recovered			
	No.	Yds.	Avg.	Long
1997	1	0	0.0	0
1998	2	6	3.0	6
Total	3	6	2.0	6


Year	Kickoff Returns			
	No.	Yds.	Avg.	Long
1998	25	621	24.8	42

Year	Pass Interceptions			
	No.	Yds.	Avg.	Long
1998	2	0	0.0	0

Year	Playoffs			
	No.	Yds.	Avg.	Long
1998	1	0	0.0	0

## Single-Game Bests

Tackles - 9 @ Kansas City, 12/13/98  
 Playoffs - 11 vs. Arizona, 1/2/99  
 Passes Defended - 3 vs. Carolina, 12/8/97 and @ Kansas City, 12/13/98  
 Playoffs - 4 vs. Arizona, 1/2/99  
 Punt Returns - 5 vs. N.Y. Giants, 12/21/97  
 Punt Return Yards - 75 vs. N.Y. Giants, 12/21/97  
 Long Punt Return - 45 vs. N.Y. Giants, 12/21/97  
 Kickoff Returns - 5 @ Denver, 9/13/98  
 Kickoff Return Yards - 146 @ Denver, 9/13/98  
 Long Kickoff Return - 42 vs. N.Y. Giants, 11/8/98



## James McKnight

## Wide Receiver

6'1" ★ 198 ★ 6/17/72

Liberty  
T(Seattle) '99

NFL: 6th Year ★ Cowboys: 1st Year

82

**PRO:** In a move to add another big play receiver to the offense, the Cowboys traded a third round draft pick in the 2000 NFL Draft to Seattle for James McKnight on June 24. McKnight started his NFL career as an undrafted rookie free agent in 1994. While seeing mostly special teams action during his first three years, he has become more involved as a receiver the last two seasons while continuing to make contributions on special teams. McKnight, who has recorded 54 special team tackles in 60 career games, has developed into a solid receiver that can stretch defenses. He brings to Dallas a career 18.6 yards-per-catch average on 63 receptions, and he will be expected to produce at that level with the Cowboys.

**1998:** McKnight finished the year with 21 catches for 346 yards and two touchdowns as the Seahawks third receiver. In the season opener at Philadelphia (9/6), he converted a first down with a 28-yard catch. He totaled two catches for 26 yards against Arizona (9/13) and again against Washington (9/20). After totaling three receptions for 36 yards over the next three weeks - at Pittsburgh (9/27), at Kansas City (10/4) and against Denver (10/11) - he missed the game against Oakland (11/1) with a hip pointer. Two weeks later at Oakland (11/15), he caught three passes for 66 yards. He again totaled three receptions the next week at Dallas (11/22), this time for 32 yards and a touchdown. He tied a career-high with five receptions against Tennessee (11/29) for 113 yards, including a 59-yard touchdown, to mark his second career 100-yard receiving game. He



totaled two catches for 19 yards against Indianapolis (12/20) before missing the season finale at Denver (12/27) with the flu.

**1997:** After missing the first four games of the season with a knee injury suffered at Cincinnati (8/22) in the preseason finale, McKnight played in the remaining 12 games, starting five, and finished with 34 catches for 637 yards (18.7 avg.) and six touchdowns, all career-high totals. He averaged 38.5 yards on his six touchdown catches. He registered a 54-yard touchdown at Kansas City (9/28), and he caught four passes for 100 yards and a touchdown against Oakland (10/26), marking his first career 100-yard receiving game. Against the Raiders, he teamed with Joey Galloway (seven catches for 117 yards) to become the third pair of receivers in Seahawks history to top 100 yards in the same game. McKnight caught a 34-yard touchdown pass on fourth down to tie the game at New Orleans (11/16) with 1:40 remaining. He had a career-high five catches against Atlanta (11/30), and he scored on a 60-yard reception at Baltimore (12/7).

**1996:** McKnight saw action in 16 games as a reserve wide receiver and special teams performer. He finished second on the team with 25 special team tackles, including four against San Diego (10/27). His only reception of the year went for 73 yards at Detroit (11/17), and he returned a kickoff 55 yards at Oakland (12/22) to set up a Seattle touchdown.

**1995:** McKnight played in all 16 games, recording six receptions for 91 yards, while contributing 14 special team tackles. His top performance came against San Diego (10/22) when he totaled two receptions for 35 yards.

**1994:** After signing as an undrafted free agent on April 29, he was released following training camp and immediately signed to Seattle's practice squad. He spent the first 10 games of the season on the practice squad before being activated Nov. 19. He turned his only reception of the year into a 25-yard touchdown against Cleveland (12/24).

**COLLEGE:** McKnight finished his Liberty career with 114 receptions for 1,948 yards (17.1 avg.) and 17 touchdowns. He caught 39 passes for 812 yards and eight scores as a senior after totaling 50 catches for 711 yards and five touchdowns as a junior. He left Liberty having totaled eight 100-yard games.

**PERSONAL:** McKnight, a criminal justice major, lettered in football, basketball and track at Apopka, FL, High School. He has a son, David, and is married to Mikki.

## McKNIGHT'S NFL TOTALS


Receiving					Kickoff Returns						
Year	No.	Yds.	Avg.	Long	TD	Year	No.	Yds.	Avg.	Long	TD
1994 (Sea.)	1	25	25.0	25	1	1994 (Sea.)	1	4	4.0	4	0
1995 (Sea.)	6	91	15.2	24	0	1995 (Sea.)	0	0	0.0	13	0
1996 (Sea.)	1	73	73.0	73	0	1996 (Sea.)	3	86	20.8	55	0
1997 (Sea.)	34	637	18.7	60	6	1997 (Sea.)	1	14	14.0	14	0
1998 (Sea.)	21	346	16.5	59	2	Total	5	104	20.8	55	0
Total	63	1,172	18.6	73	9						

## Additional Statistics

Special Teams Tackles: 1994-Sea. (1-0 - 1), 1995-Sea. (11-3 - 14), 1996-Sea. (14-11 - 25), 1997-Sea. (6-1 - 7), 1998-Sea. (5-2 - 7). Totals - 37-17 - 54.

## Single-Game Bests

Receptions - 5 vs. Atlanta, 11/30/97 and vs. Tennessee, 11/29/98  
 Receiving Yards - 113 vs. Tennessee, 11/29/98 and 100 vs. Oakland, 10/26/97  
 Long Reception - 73 at Detroit, 11/17/96



## Everett McIver

## Guard

6'5" ★ 318 ★ 8/5/70

Elizabeth City State

UFA (MIA) for '98

NFL: 6th Year ★ Cowboys: 2nd Year

67

**GAMES/STARTS** (regular season, playoffs): 1993 (0/0-Jets), 1994 (3/0-Jets), 1995 (13/4-Jets), 1996 (7/5-Mia.), 1997 (14/14, 1/1-Mia.), 1998 (6/6, 0/0). Total - 43/29, 1/1 (Dallas - 6/6, 0/0).

**PRO:** After four years learning the skills needed to play on the offensive line in the NFL, Everett McIver blossomed into a full-time starter in 1997. After two seasons with the Miami Dolphins, he joined the Cowboys as an unrestricted free agent in 1998 and immediately stepped into the starting lineup at right guard. His 6-5, 318-pound frame allows him to be a powerful drive blocker in the running game, but his quick feet also give him the ability to drop easily into pass protection schemes. Despite missing 10 games during the season with knee injuries, McIver established himself as a future cornerstone on the Cowboys revamped offensive front.

**1998:** Despite starting just six games while battling knee injuries in 1998, the Cowboys learned quickly just how big an impact McIver could have on the offensive line. Dallas was 4-2 with McIver in the starting line-up, and in those six games, the Cowboys gave up just six sacks. In addition, the





Dallas offense averaged 27.5 points-per-game, topped the 300-yard mark for total offense five times and the 150-yard mark for rushing yards four times. McIver earned his first start as a Cowboy against Arizona (9/6) and helped the Dallas offense amass 444 total yards (188 rushing) – both totals were the highest since 1996. The offensive line did not allow a sack in 32 pass plays against the Cardinals. He was also forced into action at right tackle for a short time in the third quarter when Flozell Adams (sprained knee) and Erik Williams (ejection) were unavailable. In first half action at Washington (10/4), McIver sprained the MCL in his right knee and was forced out of action for the next five games. He spent the next six weeks rehabilitating the knee and returned to action against Seattle (11/22), only to suffer a torn ACL in his left knee in the first quarter. He was placed on the reserve/injured list on Nov. 24 and underwent surgery to repair the knee on Nov. 25.

**1997:** McIver helped the Dolphins post a 9-7 record and return to the playoffs. His blocking helped spring Karim Abdul-Jabbar for 15 rushing touchdowns (16 total touchdowns) on the season, a Dolphins single-season record and a share of the NFL lead. The Miami offensive line yielded just 22 sacks on the year, second fewest in the NFL, and had seven games without allowing a sack. McIver suffered a sprained left knee against the N.Y. Jets (11/9) and missed the next two games. With McIver out for two games, the Dolphins allowed five sacks and averaged just 66 yards-per-game rushing the football, figures that were well off the team's season average of 1.2 sacks and 87 rushing yards-per-game with McIver in the lineup. He returned to the starting lineup in the 34-16 win at Oakland (11/30).

**1996:** After spending the spring with the London Monarchs of NFL Europe, McIver signed with Miami on Aug. 13. He was released by the Dolphins on Sept. 2 and re-signed on Oct. 7, suiting up but not seeing action the next three weeks. When Chris Gray was forced from the Houston (11/17) contest with a left fibula fracture, McIver saw extensive action at right guard. The following week on Monday night against Pittsburgh (11/25), he earned his first start with the Dolphins, replacing Gray at right guard. He went on to start the final five games of the season at right guard.


**1995:** McIver broke into the starting lineup at left tackle for a brief time in 1995 with the N.Y. Jets. After being inactive the first two weeks of the season, he saw action on special teams the next three weeks. McIver earned his first NFL start for injured left tackle Matt Willig against Buffalo (10/8). He then started the next three games at left tackle before missing the New England (11/5) contest with a concussion. He returned to special teams duties for the final six games.

**1994:** McIver spent the 1994 season with the Jets. After spending the first eight weeks of the season as a deactivation, he saw his first action on special teams in a win against Buffalo (11/6). He saw action with the first team offensive line and on special teams the next two weeks at Green Bay (11/13) and Minnesota (11/20) when the line was hit with injuries. McIver was inactive the next three weeks before suiting up but not seeing action in the season finale at Houston (12/24).

**1993:** Originally signed as a non-drafted free agent by San Diego on April 27, McIver was released by the Chargers on July 27 and claimed off waivers by Dallas. He was then released by the Cowboys on Aug. 30 and immediately re-signed to the club's practice squad, where he remained until his release on Dec. 7. The N.Y. Jets signed him to their practice squad on Dec. 10 and moved him to the active roster on Jan. 2 for the season finale against Houston, but he did not play against the Oilers.

**COLLEGE:** A four year letterman at Elizabeth City State University in Elizabeth, NC, McIver was an All-America and All-Central Intercollegiate Athletic Association selection as a senior. He switched to tackle for his senior season after starting his career as a defensive tackle. He was the national defensive player of the week for a 15-tackle, two sack performance against Winston-Salem as a junior.

**PERSONAL:** An all-state choice in football at 71st High School in Fayetteville, NC, McIver also lettered in track. Everett Allen McIver was born on Aug. 5, 1970 in Cumberland, NC. He has two sons, Everett and Eric, and a daughter, Briallen Dutches Lynn.



## Ernie Mills

### Wide Receiver

5'11" ★ 192 ★ 10/28/68

Florida

FA for '98

NFL: 9th Year ★ Cowboys: 2nd Year



**GAMES/STARTS** (regular season, playoffs): 1991 (16/2-Pitt), 1992 (16/4, 1/1-Pitt), 1993 (14/5, 1/0-Pitt), 1994 (15/6, 2/2-Pitt), 1995 (16/6, 3/3-Pitt), 1996 (9/3, 2/0-Pitt), 1997 (10/5-Car), 1998 (11/1, 0/0). Total - 107/32, 9/6 (Dallas - 11/1, 0/0).

**PRO:** When Ernie Mills signed with the Cowboys on Feb. 27, 1998, he brought to Dallas an understanding of Chan Gailey's offense. He then proceeded to make big play after big play for the Cowboys on the field. His ability to get deep and make plays had him on pace to record 41 receptions for 697 yards, both of which would have established new career highs, when he perforated his small intestine and missed the final five and a half games of the season. After undergoing



surgery in late November, Mills spent most of the offseason regaining his weight and strength. He will be ready to resume his role in the receiver corps when the 1999 season begins.

**1998:** Mills was on pace to establish career-highs for receptions and receiving yards in a season when he perforated his small intestine on a hit by Seattle's Fred Thomas in late November. At the time of his injury, Mills, who led the team with four touchdown catches on the year, was second on the team in receptions (28) and third in receiving yards (479). He opened the season against Arizona (9/6) with four catches for 78 yards, including a 30-yard touchdown grab. At Denver (9/13), he caught a 36-yard first quarter touchdown pass and finished the day with two receptions for 42 yards. He totaled four receptions for 27 yards against Oakland (9/27) before leading the team with 72 receiving yards, including a season-long, 43-yard touchdown catch, on two catches at Washington (10/4). The next week against Carolina (10/11), Mills recorded his first career regular season 100-yard receiving day when he totaled a career-high 110 yards and a touchdown on a season-high five catches. He teamed with Michael Irvin (146 receiving yards) to become the first pair of 100-yard receivers in the same game by Dallas since Irvin and Jay Novacek both eclipsed 100-yards on Sept. 12, 1993. The Irvin/Mills duo also joined with Emmitt Smith (112 rushing yards) to become just the third trio in club history to top the 100-yard mark in the same game (two 100-yard receivers and a 100-yard rusher). Mills grabbed two receptions for 29 yards at Philadelphia (11/2), and he led the team with 69 receiving yards, including receptions of 32 and 27 yards, on three catches against the N.Y. Giants (11/8). He caught two passes for 28 yards at Arizona (11/15) before lacerating his small intestine on his only catch against Seattle (11/22). He underwent surgery Nov. 23 and was placed on injured reserve Dec. 2.

**1997:** Mills signed with the Carolina Panthers as an unrestricted free agent on March 4, and he started the season opener against Washington (8/31), returning a kickoff for 33 yards. He registered his first catch at San Diego (9/14) when he tallied two receptions for 13 yards. He totaled two catches for 23 yards the next week against Kansas City (9/21). After being de-activated at New Orleans (10/19), against Atlanta (10/26), against Oakland (11/2), at Denver (11/9), at San Francisco (11/16) and at St. Louis (11/23), he returned to action against New Orleans (11/30) and recorded a catch for three yards. He recorded a 22-yard reception against Green Bay (12/14) before leading the team with five catches for 66 yards and a touchdown in the season finale against St. Louis (12/20). Mills also contributed four kickoff returns during the season for 65 yards.

**1996:** Recovering from a torn ACL in his left knee suffered in Super Bowl XXX, Mills opened the season on the Steelers' Physically Unable to Perform list. He returned to practice on Oct. 9 but did not see action until the eighth game of the season at Atlanta (10/27). Three weeks later, he registered a 22-yard reception, a 15-yard rush and a 21-yard kickoff return against Jacksonville (11/17). He caught a 20-yard touchdown pass at Miami (11/25) before totaling two catches for 19 yards and two kickoff returns for 46 yards at Baltimore (12/1). Against San Francisco (12/15), he registered three catches for 31 yards and two kickoff returns for 28 yards. He returned one kickoff for 29 yards in the wild card playoff contest against Indianapolis (12/29) before gaining 99 yards on five kickoff returns and 15 yards on two receptions at New England (1/5/97) in a divisional playoff game.

**1995:** Mills established several career highs and Steelers team records during this breakout season. He set career highs with 39 catches, 679 receiving yards (17.4 avg.), 54 kickoff returns, 1,306 kickoff return yards (24.2) and 2,024 all-purpose yards. His kickoff return and kickoff return yardage totals established new Pittsburgh team records. He opened his onslaught with two catches for 41 yards and a touchdown at Miami (9/18) before returning five kickoffs for 134 yards against Minnesota (9/24). He led the team with six receptions for 91 yards against Cincinnati (10/19), and at Chicago (11/5), he sent the game into overtime with a 10-yard, fourth quarter touchdown catch. He finished the day with three catches for 49 yards and a touchdown and five returns for 143 yards against the Bears. He tallied another touchdown catch against Cleveland (11/12). Mills had five catches for 80 yards and a touchdown while adding five returns for 137 yards at Cincinnati (11/19). He caught a career-high two touchdown passes among five receptions for 93 yards, while adding a 57-yard kickoff return at Oakland (12/10). He gained a season-high 99 yards on three receptions, including a 62-yard game-winning touchdown, against New England (12/17). He added 134 yards on five kickoff returns and a carry for eight yards to total a career-high 241 all-purpose yards against the Patriots. He then tied his season high with six receptions for 58 yards and a touchdown at Green Bay (12/24). Mills opened the playoffs with five catches for 66 yards and a touchdown against Buffalo (1/6/96). In the AFC Championship Game against Indianapolis (1/14/96), he had three catches for 52 yards, including a 37-yard catch with 1:38 remaining to set up the game-winning score. In Super Bowl XXX against Dallas (1/28/96), Mills was the game's leading receiver with eight receptions for 78 yards while adding 79 yards on four kickoff returns before tearing the anterior cruciate ligament in his left knee during the fourth quarter. He finished the postseason with a team-high 196 receiving yards on 16 catches.

**1994:** Mills played in 15 games, missing the game at Cleveland (9/11) with a hamstring injury. He scored his lone touchdown of the year on a 14-yard catch against Cincinnati (10/16), and he gained a regular-season high 98 yards on three catches against Miami (11/20). He led the Steelers with a season-high four receptions against Philadelphia (12/11). Against Cleveland (1/7/95) in a divisional playoff game, Mills tallied five catches for 117 yards, including a career postseason long 50-yard catch. He followed up that performance by recording eight catches for 106 yards against San Diego (1/15/95) in the AFC Championship Game. His 13 postseason catches for 223 yards were tops on the Steelers receiving chart.

**1993:** Mills finished the '93 season with 29 catches for 329 yards, a touchdown and three carries for 12 yards. He scored his only touchdown on a three-yard catch against Cincinnati (9/19),





and he collected a season-high six receptions for 86 yards at Houston (11/28). He had two catches for 39 yards against Houston (12/19) and two catches for 18 yards at Seattle (12/26). He missed the season finale against Cleveland (1/2/94) with a sprained knee. In a wild card playoff game at Kansas City (1/8/94), he recorded four receptions for 60 yards, including a 26-yard touchdown.

**1992:** Mills finished the year with 30 catches for 383 yards and a team-high tying three touchdown catches, while also contributing 10 special teams tackles. He totaled 61 yards on four catches against Houston (11/1) before catching a 12-yard touchdown pass at Buffalo (11/8). Against Detroit (11/15), he registered four catches for 43 yards and a score, and he scored his third touchdown on a 19-yard catch against Seattle (12/6). Against Buffalo (1/9/93) in a divisional playoff game, Mills caught a team-high eight passes for 93 yards.

**1991:** Mills totaled three catches for 79 yards and a touchdown while leading the team with 15 special teams tackles during his rookie campaign. He scored his first NFL touchdown against New England (9/15) when he recovered a punt in the end zone that had bounced off a Patriots blocking back. His first receiving touchdown came on a 35-yard reception at Cincinnati (11/10), where he finished with two catches for 65 yards. He was a third round (73rd overall) selection of Pittsburgh in the 1991 NFL Draft.

**COLLEGE:** Mills totaled 41 receptions for 770 yards and 10 touchdowns as a senior at Florida. His 10 touchdown catches were the most in school history since Cris Collinsworth had nine in 1978. He finished his junior year with 19 catches for 404 yards and three touchdowns. He recorded nine catches for 153 yards his sophomore season after totaling 12 receptions for 258 yards and two touchdowns as a freshman. Mills was a teammate of Cowboys' running back Emmitt Smith at Florida, and he graduated from Florida with a degree in sports administration/exercise and sport science.

**PERSONAL:** Ernest Lee Mills III was a second-team all-state selection as a defensive back with eight interceptions and 53 tackles as a senior for Dunnellon, FL, High School. He also doubled as a running back, registering 414 yards out of the backfield.

## MILLS' NFL TOTALS

Year	Receiving					No.	Kickoff Returns				
	No.	Yds.	Avg.	Long	TD		Yds.	Avg.	Long	TD	
1991 (Pitt).....	3	79	26.3	351	1	1991 (Pitt).....	11	284	25.8	54	0
1992 (Pitt).....	30	383	12.8	22	3	1992 (Pitt).....	1	11	11.0	11	0
1993 (Pitt).....	29	386	13.3	30	1	1993 (Pitt).....	0	0	0.0	0	0
1994 (Pitt).....	19	384	20.2	43	1	1994 (Pitt).....	2	6	3.0	6	0
1995 (Pitt).....	39	679	17.4	62t	8	1995 (Pitt).....	54	1,306	24.2	57	0
1996 (Pitt).....	7	92	13.1	22	1	1996 (Pitt).....	8	146	18.3	27	0
1997 (Car).....	11	127	11.5	37	1	1997 (Car).....	4	65	16.3	33	0
1998.....	28	479	17.1	43t	4	1998.....	0	0	0.0	0	0
Totals.....	166	2,609	15.7	62t	20	Totals.....	80	1,818	22.7	57	0
<b>Playoffs</b>						<b>Playoffs</b>					
1992 (Pitt).....	8	93	11.6	20	0	1995 (Pitt).....	11	226	20.5	26	0
1993 (Pitt).....	4	60	15.0	26t	1	1996 (Pitt).....	6	128	21.3	36	0
1994 (Pitt).....	13	223	17.2	50	0	Totals.....	17	354	20.8	36	0
1995 (Pitt).....	16	196	12.3	37	1						
1996 (Pitt).....	2	15	7.5	8	0						
Totals.....	43	587	13.7	50	2						

## Additional Statistics

**Rushing:** 1993 (3 att., 12 yds.), 1994 (3 att., 18 yds.), 1995 (5 att., 39 yds.), 1998 (3 att., 9 yds). Total (14 att., 73 yds.)

**Special Teams Tackles:** 1991 (13-2-15), 1992 (9-1-10). Total (22-3-25).

## Single-Game Bests

Receptions - 6 three times, last vs. Houston, 11/28/93

Playoffs - 8 vs. Dallas, 1/28/96

Receiving Yards - 110 vs. Carolina, 10/11/98

Playoffs - 117 vs. Cleveland, 1/7/95

Touchdowns - 2 @ Oakland, 12/10/95

Kickoff Returns - 5 six times, last vs. New England, 12/16/95

Playoffs - 4 twice, last vs. Dallas, 1/28/96

Kickoff Return Yards - 143 @ Chicago, 11/5/95


Playoffs - 96 vs. Indianapolis, 1/14/96

Long Kickoff Return - 57 @ Oakland, 12/10/95

Playoffs - 36 @ New England, 1/5/97

Long Reception - 62t vs. New England, 12/16/95

Playoffs - 50 vs. Cleveland, 1/7/95



## Singor Mobley

## Safety

5'11" ★ 195 ★ 10/12/72

Washington State

FA for '97

NFL: 3rd Year ★ Cowboys: 3rd Year



**GAMES/STARTS** (regular season, playoffs): 1997 (12/0), 1998 (16/0, 1/0). Total - 28/0, 1/0.

**PRO:** Signed as a free agent in 1997, Singor Mobley provides the Cowboys depth at safety and on special teams. As one of three rookie free agents to make the team in 1997, Mobley showed Dallas coaches that he was a smart player who could read and react quickly to opposing offens-



es. A big hitter, he provides the defense with additional run support and has come into his own as a very solid special teams player. Although he was a rookie by NFL standards in 1997, Mobley came to the Cowboys with two years of professional football experience from the pass-happy Canadian Football League as a member of the Edmonton Eskimos.

**1998:** Mobley saw action in all 16 regular season games, primarily as a special teams coverage player. He finished the season tied for sixth on the team in special teams tackles with 10, including one tackle in four of the last five regular season games. He had a season-high two special teams stops in the win at Arizona (11/15). In that game, he also saw action at safety in nickel situations because of injuries to Deion Sanders and Kevin Smith. He also saw significant action in the nickel against Washington (12/27), recording one tackle.

**1997:** After signing as a free agent with Dallas on Feb. 12, Mobley went on to earn a roster spot as a backup in the secondary and a special teams contributor. He started the season as a deactivation in four of the first five games, but then saw action in each of the final 11 games. He went on to record a special teams tackle in eight of the final 10 games of the season and finished seventh on the team with 11 special teams tackles. He saw his first NFL game action against Philadelphia (9/15) playing on special teams, but he suffered a sprained right knee in the game and was slowed the next few weeks. He returned to action and saw time on special teams at Washington (10/13). Mobley recorded two special teams tackles against Jacksonville (10/19), and he also recorded a tackle while working in the Dallas nickel defense with Darren Woodson out of the game in the second half with a hyperextended right knee. Mobley also saw considerable action in the Dallas nickel package at Philadelphia (10/26) with Woodson out of the lineup. He was third on team with two special teams tackles against Arizona (11/9) and saw action at safety in the season finale against the N.Y. Giants (12/21), recording one tackle. Mobley was one of three rookie free agents to make the team and one of 12 rookies on the squad.

**1996:** Mobley finished his second CFL season with the Edmonton Eskimos with 72 tackles, five sacks, three tackles for losses, an interception and a fumble recovery. The Eskimos finished the year with an 11-7 record, earning a berth in the postseason. He registered 10 tackles and a tackle for a loss in the first two playoff wins before tallying two tackles against Toronto in a 43-37 loss in the Grey Cup.


**1995:** As a rookie with the Eskimos, he totaled 58 tackles, three tackles for losses, three fumble recoveries – for 129 return yards – and a sack. The Eskimos posted a 13-5 record but fell to Calgary in the North Division Finals.

**COLLEGE:** Mobley finished his senior campaign at Washington State sixth on the Cougars tackle chart with 55 tackles, five passes defended and two interceptions. As a junior, he was an honorable mention All-Pac 10 selection after tying for third on the team with 63 tackles and recording three passes defended, two interceptions, two sacks and two forced fumbles. As a sophomore, he earned honorable mention All-Pac 10 honors after finishing fourth on the team with 75 tackles, four passes broken up and an interception. Mobley played in all 11 games as a freshman, totaling 33 tackles, an interception and a fumble caused. He played for Cowboys secondary coach Mike Zimmer while at Washington State.

**PERSONAL:** Mobley earned three letters each in football and track at Curtis High School in Tacoma, WA, where he played running back and defensive back for three years. As a senior, the team captain was named All-South Puget Sound League first-team running back and defensive back, league MVP-defensive back and co-MVP-running back. He was also a first-team all-state selection as a running back and defensive back. During his high school career, he rushed for 31 touchdowns and 3,006 yards. Singor A. Mobley majored in physical therapy at Washington State.

## MOBLEY'S COWBOYS TOTALS

Year	Tackles			Sacks	Tkl/Loss	QB Press.	Passes Def.	For. Fum.	Special Teams		
	Solo	Ast.	Tot.						Solo	Ast.	Tot.
1997	0	2	2	0.0	0	0	0	0	5	6	11
1998	2	0	2	0.0	0	0	0	0	5	5	10
Totals	2	2	4	0.0	0	0	0	0	10	11	21



## Beau Morgan

### Running Back

5'10" ★ 203 ★ 8/4/75

Air Force

FA for '97

NFL: 2nd Year ★ Cowboys: 2nd Year



**PRO:** Beau Morgan's opportunity to beat the odds and find a career in the NFL draws one year closer as his military obligation to the Air Force winds down. This summer, Morgan will be able to pursue his dream of a professional football career with his hometown team on a full-time basis as he moves to reserve status in the Air Force. For the past two seasons, Morgan has joined the






Cowboys for the first portion of training camp before returning to Colorado Springs to complete his service obligation to the military. Relying on a wealth of instinctive natural ability, Morgan has made a successful transition from directing the Air Force option offense as a running quarterback to finding the holes in the professional ranks as a running back. His opportunities to contribute to the Cowboys will be aided by his work ethic, his hard-nosed approach to the game and his versatility. Morgan is the latest in the Cowboys' rich tradition of finding success with players selected from the U.S. military academies. Quarterback Roger Staubach (Navy) and defensive tackle Chad Hennings (Air Force) have led the way down a path of success that Morgan hopes to follow.

**1998:** Morgan participated in the Cowboys training camp for three weeks before being placed on the reserve/military list on Aug. 12. In the preseason opener against Seattle (7/31), Morgan led the team in rushing with 16 carries for 53 yards. He also added two receptions for 21 yards and a 24-yard kickoff return. The next week against Oakland (8/8), he again led the team in rushing with five carries for 27 yards (5.4 avg.). He then returned to fulfill his obligation to the Air Force in the fall by serving as a public affairs officer at Peterson Air Force Base in Colorado Springs.

**1997:** Morgan participated in the Cowboys training camp for just over two weeks before being placed on the reserve/military list on Aug. 4. He was available for one preseason game, a home meeting with the Oakland Raiders (8/3). During his only preseason outing, Morgan caught three passes for 12 yards and gained eight rushing yards on eight attempts. He fulfilled his obligation to the Air Force Academy in the fall by serving as an assistant football coach. Morgan was initially signed by Dallas as a free agent on April 24 following the NFL Draft.

**COLLEGE:** Morgan was an All-WAC selection and the Pacific Division Offensive Player of the Year at Air Force after completing 95-of-180 passes for 1,210 yards and eight touchdowns and rushing 225 times for 1,498 yards and 18 touchdowns as a senior. His rushing total established a school and NCAA Division 1-A season record for quarterbacks, and he became the only player in NCAA history to rush and pass for over 1,000 yards in two separate seasons. As a senior, Morgan finished 10th in the Heisman Trophy balloting. He was an All-WAC selection as a junior, completing 90-of-169 passes for 1,165 yards and 12 touchdowns and rushing for 1,285 yards and 19 touchdowns on 229 carries. Morgan finished his Air Force career with a school record 594 carries for 3,379 yards and 42 touchdowns. He added another 3,248 yards passing with 25 TDs.

**PERSONAL:** A native of Dallas suburb Carrollton, Morgan guided Trinity Christian Academy (Addison, TX) to state championships as a junior and senior and was named MVP of both championship games. For his high school career, he passed for over 5,000 yards and 70 touchdowns and rushed for 2,200 yards and 25 touchdowns. Morgan graduated from the Air Force Academy with a degree in humanities and will continue to fulfill his military commitment as a First Lieutenant in the Air Force Reserves, where he will help in recruiting efforts.



## Michael Myers

### Defensive Line

6'2" ★ 288 ★ 1/20/76

Alabama

D-4 for '98 (100th overall)

NFL: 2nd Year ★ Cowboys: 2nd Year



**GAMES/STARTS** (regular season, playoffs): 1998 (16/1, 1/1).

**PRO:** When the Cowboys drafted Michael Myers in the fourth round of the 1998 NFL Draft, they felt they were getting a player that should have been drafted higher. After his first NFL season, Dallas coaches believe they were accurate in their draft day assessment. During his initial professional campaign, Myers showed an ability to create havoc along the line of scrimmage while finding a way into opponents' backfields. His ability to play the run and disrupt the passing game, as well as his ability to play tackle and end, have coaches excited about Myers' second season.

**1998:** After spending most of his first training camp working at defensive tackle, Myers began the season as the top back-up behind Kavika Pittman at rush defensive end. Myers opened his rookie campaign with three tackles at Denver (9/13). The next week at the N.Y. Giants (9/21), he again recorded three tackles and batted down a pass. He tallied two tackles at Washington (10/4) before registering a tackle and a quarterback pressure while helping limit Carolina (10/11) to 35 rushing yards on 21 carries (1.7 avg.). At Chicago (10/18), he helped limit the Bears to 2.5 yards-per-rushing attempt with two tackles. He logged his first career sack with a second quarter take down of Bobby Hoying at Philadelphia (11/2). He then recorded a season-high six tackles and his second sack at Arizona (11/15) while helping limit the Cardinals to 32 rushing yards on 21 carries. He contributed two tackles and a pressure on Thanksgiving Day against Minnesota (11/26) before registering three tackles, a pass defended and a quarterback pressure at New Orleans (12/6). Myers saw considerable second half action against Philadelphia (12/20) after Pittman suffered a strained hamstring. Myers earned his first NFL start the next week against Washington (12/27) in place of Pittman, teaming with Greg Ellis to become the first pair of rookie defensive linemen to start at the same time in club history. He recorded his third sack of the season against the Redskins. He



started his first postseason contest against Arizona (1/2/99) in a wild card playoff game and tallied a tackle and a quarterback pressure. Myers, a fourth round draft choice, is just the second Crimson Tide defensive player ever selected by Dallas.

**COLLEGE:** Myers was a preseason All-America and All-SEC selection as a senior at Alabama, and he started the season with five tackles and half a sack against Vanderbilt. He missed the remainder of his senior season following a NCAA imposed suspension. Myers made the jump from junior college to Division I football by earning All-America honors from *The Sporting News* and consensus All-Southeastern Conference accolades after recording 66 tackles, 24 quarterback pressures, 13 sacks, eight tackles for losses, three passes defended and two fumble recoveries in his first season at Alabama. His 13 sacks rank third in school history behind Derrick Thomas' 18 in 1987 and 27 in 1988. He was a two-time JUCO All-America at Hinds, MS, Junior College before transferring to Alabama. He recorded 63 tackles, 27 quarterback pressures, 16 tackles for losses, eight sacks, five forced fumbles, five passes defended and three fumble recoveries as a sophomore. He established a school record with 20 sacks as a freshman, while also registering 46 tackles, 25 pressures, 14 tackles for losses, three forced fumbles and two fumble recoveries.

**PERSONAL:** The Human Performance major was an all-state and all-region selection as a senior at Vicksburg, MS, High School, where he also was a member of the basketball team.

MYERS' COWBOYS TOTALS										
Year	Solo	Tackles Ast.	Tot.	Sacks	Tkl/ Loss	QB Press.	Passes Def.	For. Fum.	Blk. Kicks	
1998	9	14	23	3.0 (-17)	0	5	2	0	0	0
<b>Playoffs</b>										
1998	0	1	1	0.0	0	1	0	0	0	0

**Single-Game Bests**  
 Total tackles - 6 @ Arizona, 11/15/98  
 Solo tackles - 2 three times, last @ New Orleans, 12/6/98  
 Assists - 4 @ Arizona, 11/15/98



## Jeff Ogden

### Wide Receiver

6'0" ★ 190 ★ 2/2/75

Eastern Washington

FA for '98

NFL: 2nd Year ★ Cowboys: 2nd Year



**GAMES/STARTS** (regular season, playoffs): 1998 (16/0, 1/0)

**PRO:** Following a stellar career at Eastern Washington University that saw him earn a scholarship after walking on, Jeff Ogden began his professional career in much the same manner as a rookie free agent with Dallas. Competing with nine other receivers during training camp, Ogden impressed coaches with his preseason performances and hard work, becoming one of only two rookie free agents to make the team out of training camp. He went on to contribute every way possible as a receiver, special teams coverage player and kick returner. His speed gives Dallas the ability to stretch defenses when he is inserted into four- and five-receiver sets, and he provides effective coverage on one of the NFL's top special teams units.

**1998:** An unheralded rookie free agent, Ogden made the squad with his performance in pre-season, where he recorded seven catches for 126 yards and led the team in yards-per-catch average (18.0), including the team's preseason long catch of 46-yards. He earned his keep during the regular season by tying for sixth on the team with 10 special teams tackles – the third best figure for an offensive player. His play helped Dallas lead the NFL in kickoff return coverage and finish third in punt return coverage. After suffering a sprained left ankle in the second half at Denver (9/13), Ogden returned to record special teams tackles in the Cowboys next two home games against Oakland (9/27) and Carolina (10/11). In his first action at wide receiver, Ogden took snaps in the fourth quarter at Philadelphia (11/2) and recorded his first career reception with a 10-yard grab from quarterback Mike Quinn. He recorded his first career kickoff return (28 yards) and added a special teams tackle at Arizona (11/15). His biggest day of the season came against Seattle (11/22) when he stepped into the four wide receiver packages after Ernie Mills suffered an abdominal injury. Ogden went on to record a season-high four receptions for 26 yards and also ran 12 yards with an end around. He stepped up on special teams as well with one special teams tackle. A bruised right shoulder forced him from the game against Minnesota (11/26), but not before he recorded a seven-yard reception and two kickoff returns for 37 yards. He returned to action on special teams but was limited at wide receiver with his bruised right shoulder at New Orleans (12/6). Ogden's two receptions for 20 yards at Kansas City (12/13) included a season-long 12-yard grab. With three special teams tackles, Ogden tied for the team lead and helped limit Brian Mitchell to an 11.4 average on five kickoff returns in the season finale against Washington (12/27). He was one of two rookie free agents (Robert Thomas) to make the club out of camp.





**COLLEGE:** After starting his career at Eastern Washington as a walk-on, Ogden went on to total 57 catches for a school record 1,148 yards (20.1 avg.) and 13 touchdowns as a senior, earning Big Sky Conference, honorable mention 1-AA All-America and GTE District VIII Academic All-America honors. He earned ESPN/USA Today National Player of the Week honors after totaling 217 receiving yards against Montana. Ogden finished his senior year with five 100-yard receiving games, including 151 against Idaho and 147 with three touchdowns against Idaho State. Ogden was also a three-time All-Academic Big Sky Conference honoree. As a junior, he totaled 216 yards on 10 catches after missing the final seven games of his sophomore season with a back injury. After earning a scholarship following his freshman year, he started the first three games of his sophomore season before suffering the back injury, finishing the season with two catches for 36 yards.

**PERSONAL:** Ogden was the Snohomish, WA, High School team captain while earning inspirational and scholastic awards in football as a senior. The health education major also competed in basketball and track at Snohomish H.S. Ogden, who earned his degree in secondary education at Eastern Washington, has participated in a number of community events in the Dallas-Ft. Worth area, including the Dallas Independent School District's "Be Cool, Go To School" program and the Ft. Worth Susan G. Komen "Race For The Cure".

OGDEN'S COWBOYS TOTALS

Year	Receiving				Long	TD	No.	Rushing		Long	TD
	No.	Yds.	Avg.	Yds.				Avg.			
1998	8	63	7.9	12	0	1	12	12.0	12	0	


  

Year	Kickoff Returns				Long	TD
	No.	Yds.	Avg.	Yds.		
1998	3	65	21.7	28	0	

**Additional Statistics**  
**Special Teams Tackles:** 1998 (5-5-10).

**Single-Game Bests**  
 Receptions - 4 vs. Seattle, 11/22/98  
 Receiving Yards - 26 vs. Seattle, 11/22/98  
 Long Reception - 12 @ Kansas City, 12/13/98



# Kavika Pittman



## Defensive End

6'6" ★ 273 ★ 2/9/74

McNeese State

D2 for '96 (37th overall)

NFL: 4th Year ★ Cowboys: 4th Year

**GAMES/STARTS** (regular season, playoffs): 1996 (15/0, 2/0), 1997 (15/0), 1998 (15/15, 0/0). Total - 45/15, 2/0.

**PRO:** After two years of studying the intricacies of playing defensive end in the NFL, Kavika Pittman moved into the starting line-up last year and showed coaches what he had learned. In his first year as a starter, Pittman led the team in sacks while finishing second among all non-defensive backs in passes defended. From Week Four through Week Seven, he recorded a sack in four consecutive games, becoming the fifth Cowboy this decade to accomplish that feat and the first since Tony Tolbert did it late in the 1996 season. It is this ability to get into opponents' backfields and to create problems with opponents' passing games that has Dallas coaches excited about Pittman's future.

**1998:** In his first NFL season as a starting defensive end, Pittman led the team with six sacks, finished third with 16 quarterback pressures and placed second among defensive linemen with 59 tackles. He also recorded seven passes defended, three tackles for losses, two fumble recoveries and a forced fumble. In his first NFL start in the season opener against Arizona (9/6), he recorded three tackles and a sack while helping limit the Cardinals to 45 rushing yards. The next week at Denver (9/13), he totaled two stops, a team-high two quarterback pressures and a deflected pass. He registered two tackles and a pressure at the N.Y. Giants (9/21) before recording four tackles, a sack, a pressure and a batted down pass against Oakland (9/27). At Washington (10/4), he tallied five tackles, two pressures and his third sack of the season. Pittman totaled five tackles and a sack against Carolina (10/11) while helping limit the Panthers to 35 rushing yards on 21 carries (1.7 avg.). He registered a sack in his fourth consecutive game the next week at Chicago (10/18) while adding a career-high eight tackles in helping limit the Bears to 2.5 yards-per-rushing attempt. His four straight games with a sack tied the longest streak for a Cowboy since Jim Jeffcoat had a sack in five straight games in 1992. He recovered his first career fumble at Philadelphia (11/2) to set up a Cowboys touchdown while also recording two tackles and a tackle for a loss as the Dallas defense limited the Eagles to 200 yards of total offense. Pittman led all defensive linemen with five tackles against the Giants (11/8), and he recorded his sixth sack and batted down a team-high two passes against Seattle (11/22). Against Minnesota (11/26) on Thanksgiving Day, he registered a career-high three quarterback pressures and led all defensive linemen with four tackles. At New Orleans (12/6), Pittman totaled three tackles, two passes defended, a tackle for a loss and a forced



fumble. He tallied six tackles and three pressures at Kansas City (12/13), and he recorded five tackles against Philadelphia (12/20) before straining his right hamstring in the third quarter. He was forced to leave the game, and missed the season finale against Washington (12/27) and the wild card playoff game against Arizona (1/2/99) due to the injury.

**1997:** Pittman saw most of his playing time with the Cowboys special teams units while getting spot duty at defensive end. He finished with three special teams tackles to go along with his six defensive tackles, two tackles for losses, a sack and a quarterback pressure. He finished second on the team with two special teams tackles in the overtime loss at Arizona (9/7). He registered a defensive tackle against Chicago (9/28) before being de-activated at Washington (10/13). He tallied a special teams tackle against Arizona (11/9) before recording a defensive tackle at Cincinnati (12/14). He registered the best statistical game of the season with extensive playing time in the season finale against the N.Y. Giants (12/21), totaling four tackles, two tackles for losses, a quarterback pressure and his first career sack.

**1996:** Pittman saw most of his action as a rookie on special teams while seeing limited playing time in the Cowboys' defensive end rotation. He finished the year tied for third on the team with 17 special teams tackles - tops among rookies - while recording five tackles and five quarterback pressures as a defensive end. He recorded a special teams tackle in his professional debut at Chicago (9/2). Against the N.Y. Giants (9/8), he registered his first career tackle and two quarterback pressures in helping limit the Giants to 105 yards of offense. He tallied two special teams stops at Philadelphia (9/30). He registered two special teams tackles at Miami (10/27) and against Philadelphia (11/3) before missing the 49ers game (11/10) with a strained right calf suffered against the Eagles. Pittman led the team with two special teams tackles at the N.Y. Giants (11/24) and recorded two more against Washington (11/28). At Washington (12/22), he registered two tackles and a quarterback pressure in extensive playing time in the season finale. Pittman was the first McNeeze State player ever selected by Dallas.

**COLLEGE:** Pittman, the Louisiana and Southland Conference Defensive Player of the Year, earned All-America honors following his senior season. In leading the McNeeze State Cowboys to their first ever semifinal appearance in the NCAA Division I-AA playoffs, Pittman tallied 57 tackles, 13 sacks, seven tackles for losses, 18 quarterback pressures, 11 passes defended, two forced fumbles and a blocked kick. Pittman finished his junior year with 59 tackles, four tackles for losses, four sacks, 11 quarterback pressures, a fumble recovery and a blocked kick for the sixth ranked Division I-AA defense.

**PERSONAL:** Pittman was born Oct. 9, 1974 in Frankfurt, Germany, where his father was stationed with the U.S. Army. His father's career moved the Pittman family five times before reaching Leesville, La., where Kavika was an all-state selection and district Most Valuable Player when he accounted for 94 tackles and 12 sacks as a senior at Leesville High. The Health and Human Performance major also won the district championship in the high jump, triple jump and long jump as a senior. To show his all-around athletic ability, Pittman led his AAU all-star basketball team to a national championship.

## PITTMAN'S COWBOYS TOTALS

Year	Tackles			Sacks	Tkl/Loss	QB Press.	Passes Def.	For. Fum.	Special Teams		
	Solo	Ass.	Tot.						Solo	Ass.	Tot.
1996	3	2	5	0.0(0)	0	5	0	0	10	7	17
1997	4	2	6	1.0(-7)	2(-2)	1	0	0	1	2	3
1998	32	27	59	6.0(-23)	3(-5)	16	7	1	0	0	0
Totals	39	31	70	7.0(-30)	5(-7)	22	7	1	11	9	20

## Playoffs

1996..... 0 0 - 0 0.0(0)

0 1 0 0 1 0 - 1

## Single-Game Bests

Total Tackles - 8 @ Chicago, 10/18/96  
Solo Tackles - 5 vs. Philadelphia, 12/20/98  
Assists - 4 @ Chicago, 10/18/96  
Tackles for Losses - 2 vs. N.Y. Giants, 12/21/97  
QB Pressures - 3 vs. Minnesota, 11/26/98 and @ Kansas City, 12/13/98  
Passes Defended - 2 vs. Seattle, 11/22/98 and @ New Orleans, 12/6/98

## Opponents' Fumbles Recovered

Year	No.	Yds.	Avg.	Long	TD
1998	2	7	3.5	7	0

## Additional Statistics

Punt Returns - 1997 (1 ret., 0 yds.)



## Mike Quinn

## Quarterback

6'4" ★ 217 ★ 4/15/74

Stephen F. Austin

Waiv(Ind.) for '98

NFL: 3rd Year ★ Cowboys: 2nd Year



**GAMES/STARTS** (regular season, playoffs): 1997 (1/0 - Pitt.), 1998 (3/0, 0/0). Total - 4/0, 1/0 (Dallas - 3/0, 1/0).





**PRO:** At the conclusion of the 1998 training camp, the Cowboys filled a need for a young backup quarterback with NFL experience by claiming Mike Quinn off the waiver wire from the Indianapolis Colts on Sept. 9. Quinn came to Dallas with a knowledge of Chan Gailey's offense after serving as the Steelers' third quarterback in 1997 under Gailey. He was released by Pittsburgh at the end of the Steelers' '98 camp and was then claimed by the Colts. Quinn's size, arm strength and understanding of Gailey's offense make him an ideal prospect to be groomed as a backup in the Cowboys system. His performance as a very productive starter in NFL Europe has also increased his stock for the future of his NFL career.

**1998:** In fulfilling the role as the Cowboys' third quarterback, Quinn was quickly elevated to the backup spot when Troy Aikman was felled with a fractured clavicle at Denver (9/13). He saw his first action as a Cowboy, running out the clock for two plays in the team's win over the Giants in New Jersey on Monday Night Football (9/21). In the Cowboys next Monday night game, at Philadelphia (11/2), Quinn saw action on the club's final three drives, completing his only pass of the year for a 10-yard gain. In the season finale against Washington (12/27), he entered the game in the fourth quarter and helped guide the Cowboys on a seven-play, 31-yard drive to run out the final 4:12 of the game. In the spring of 1998, Quinn played for the Rhein Fire of the NFL Europe League and was selected to the NFL Europe All-League team. He finished the season as the league's best passer with an 87.3 quarterback rating after completing 133-of-264 passes for 1,997 yards, 13 touchdowns and three interceptions, a league low. He led the Fire to the 1998 World Bowl, but did not play in the title game due to injury. Quinn was released by the Steelers at the end of training camp (Aug. 30) and claimed by Indianapolis on Aug. 31. The Colts then released him on Sept. 8.


**1997:** After signing as a rookie free agent with Pittsburgh, Quinn saw action in one game for the Steelers, completing one-of-two passes for 10 yards against Baltimore (11/9). He was inactive as the third quarterback for the other 15 games.

**COLLEGE:** After starting his career as a walk-on, Quinn went on to earn All-Southland Conference honors after passing for 2,641 yards while averaging 204.9 yards-per-game as a senior at Stephen F. Austin University. He earned Southland Offensive Player of the Week honors after completing 19-of-33 passes for 362 yards and three touchdowns against Delta State and throwing for 283 yards and four touchdowns on 16-of-26 passing against Jacksonville State. He played in 10 games and spent time holding for placekicks during his junior season.

**PERSONAL:** Michael Patrick Quinn was a first-team all-state and all-greater Houston selection during his senior year at Robert E. Lee High School in Houston, TX. Quinn graduated with a degree in accounting from Stephen F. Austin.

## QUINN'S NFL TOTALS

Year	Att.	Comp.	Yards	Pct.	TD	Int.	Long	Sacks/ Yards	Rating
1997 (Pitt.)	2	1	10	50.0	0	0	10	0/0	64.6
1998	1	1	10	100.0	0	0	10	0/0	108.3
Total	3	2	20	66.7	0	0	10	0/0	85.4



## Izell Reese

## Safety

6'2" ★ 196 ★ 5/7/74

Alabama-Birmingham

D6 for '98 (188th overall)

NFL: 2nd Year ★ Cowboys: 2nd Year



**GAMES/STARTS** (regular season, playoffs): 1998 (16/0, 1/0).

**PRO:** In drafting Izell Reese in 1998, Dallas picked up a player who has experience at stepping right into the line-up and contributing. As a true freshman, Reese arrived at the University of Alabama-Birmingham and went on to start 38-of-44 games in his career. The Cowboys will be looking for Reese to battle Omar Stoutmire and George Teague for the free safety spot in 1999. After joining the team as a sixth-round draft choice, Reese showed himself to be an aggressive defender who became known for his crunching hits and physical play in the Cowboys' secondary and on special teams. With his rookie year in the rearview mirror, Reese should blossom into a vital part of the Dallas secondary during his sophomore season.

**1998:** Not expected to make a huge impact as a rookie, Reese surprised many by contributing in the Dallas "45" and nickel defenses and emerging into a leader on special teams. Based heavily on the play of Reese - who led the Cowboys in special teams tackles with 21 - the Dallas coverage units were among the stingiest in the NFL, leading the NFL in opponents kickoff return average at 18.5 yards-per-return and finishing third in punt coverage at 6.2 yards-per-return. In addition, the Cowboys kickoff coverage teams also led the NFL in opponents starting field position after receiving a kickoff (22.4-yard line). His 21 tackle performance on special teams was the second best figure among all NFL rookies (Hines Ward, Pittsburgh - 28). His play earned him NFL



Special Teams Coverage Player of the Year as selected by the *Dallas Morning News*. Reese started his NFL career off with a bang by tying for the team lead with two special teams tackles in the season opener against Arizona (9/6). Reese came into his own the second half of the season, recording 16 special teams stops over the final nine games of the regular season. During that run he led or tied for the team lead in tackles in three games and in another three games he was second. He began that stretch by leading the team with three stops at Philadelphia (11/2). The next week against the N.Y. Giants (11/8), he was second on the team with two special teams tackles and followed that with a team-high three special teams stops at Arizona (11/15). Against Seattle (11/22), he led the team with two special teams tackles, and he also added a tackle playing safety in the Dallas nickel defense. While playing safety in the Dallas nickel defense against Minnesota (11/26), Reese recorded his first career interception with a third quarter pick of Randall Cunningham. He was also second on the team with two special teams tackles. Continuing to show promise in the secondary, Reese had two tackles while playing safety in the Dallas nickel and "45" defense at Kansas City (12/13). He recorded two more tackles and a quarterback pressure on a blitz against Philadelphia (12/20), and then closed out the regular season with two special teams tackles against Washington (12/27), helping limit Brian Mitchell to an 11.4 average on five kickoff returns. He also added two tackles in the "45" and nickel packages. He made his first career post-season appearance against Arizona (1/2/99), recording three tackles in passing down situations.

**COLLEGE:** Reese finished his four years at UAB ranked second in career tackles with 276. His eight career interceptions ranked him fourth in school history, and his 135 career interception return yards also set a school record. Reese also established a school mark by appearing in 44-of-44 games as a Blazer. As a senior, Reese recorded a career-high 83 tackles from his strong safety position. He had a season-high 12 tackles at Kansas and closed out his collegiate career with a school-record 85-yard interception return for a touchdown in a win over Arkansas State. Reese finished second on the team with 69 tackles while starting every game at strong safety his junior year. Reese started six-of-11 games at strong safety as a sophomore and recorded 70 tackles and an interception. Twice during the season, he posted double figure tackle totals, including a career-high 18 stops – the third best single-game total in school history – against Western Kentucky. As a true freshman, Reese had a career-high four interceptions. In a win over Morehead State, he grabbed two interceptions and batted away four other passes. Reese was the second player in the UAB program's seven-year history to be selected in the NFL Draft, joining cornerback Dainon Sidney – who was taken in the third round of the 1998 draft by the Tennessee Oilers.

**PERSONAL:** A three-year letterman at Northview High School in Dothan, AL, Reese led the team with five interceptions as a senior. He also lettered in basketball. A physical education major, he was born on May 7, 1974.

REESE'S COWBOYS TOTALS												
Year	Tackles			Sacks	Tkl/ Loss	QB Press.	Passes Def.	For. Fum.	Special Teams			
	Solo	Ast.	Tot.						Solo	Ast.	Tot.	
1998	4	3	-	7	0	0	1	0	12	9	-	21
<b>Playoffs</b>												
1998	1	2	-	3	0	0	0	0	0	0	-	0
Pass Interceptions												
Year	No.	Yds.	Avg.	Long	TD							
1998	1	6	6.0	6	0							



## Oliver Ross

### Tackle

6'4" ☆ 310 ☆ 9/27/74

Iowa State

D-5b for '98 (138th overall)

NFL: 2nd Year ☆ Cowboys: 2nd Year



**GAME/STARTS** (regular season, playoffs): 1998 (2/0, 0/0).

**PRO:** Oliver Ross was an "interesting" pick for the Cowboys in the 1998 NFL Draft because he had only spent two years playing along the offensive line after switching from defensive tackle following his junior season at Iowa State. In his first season in Dallas, Ross showed that he is an athletic lineman with quick feet, agility and the power to steer defenders in pass protection. After seeing limited playing time as a blocking tight end during his rookie campaign, coaches are expecting Ross to progress further and make greater contributions in 1999 as he provides depth along the offensive line.

**1998:** After spending the preseason working behind Larry Allen at left tackle, Ross was deactivated for the first eight games of the year. He saw his first NFL action as a tight end in short yardage situations against the N.Y. Giants (11/8) and helped the Cowboys rush for 162 yards. He again saw action as a tight end in short yardage situations the next week at Arizona (11/15), help-






ing Dallas to 146 rushing yards. He was deactivated against Seattle (11/22) and was active but did not play on Thanksgiving Day against Minnesota (11/26). He was then deactivated for the final four regular season games and the Arizona playoff game (1/2/99).

**COLLEGE:** Ross was Iowa State's starting left tackle as a senior, leading the way as the Cyclones averaged 228.6 passing yards-per-game. He was redshirted in 1996, performing on the scout team as an offensive tackle after moving from the defensive line, where he was a reserve defensive tackle as a junior in 1995. As an offensive tackle, Ross developed into one of the premier drive blockers in the Big 12 Conference in 1997. He saw action on the defensive side of the ball against Nevada-Las Vegas and Oklahoma State as a junior in 1995, but he did not register any tackles. He transferred to Iowa State from Southwestern Community College in Chula Vista, CA, where he earned All-Southern California Western States Conference honors. During the 1994 season, he totaled 66 tackles, nine sacks and a forced fumble while starting 11 games as a defensive tackle. He also started 11 games as a freshman in 1993.

**PERSONAL:** Ross was an all-conference two-way tackle at Washington High School in Los Angeles, CA, where he lettered twice in football. Ross, a native of Culver City, CA, earned his degree in sociology from Iowa State.



## Deion Sanders

**Cornerback/  
Wide Receiver**

**6'1" ★ 195 ★ 8/9/67**

**Florida State**

**UFA (SF) for '95**

**NFL: 11th Year ★ Cowboys: 5th Year**



**GAMES/STARTS** (regular season, playoffs): 1989 (15/10-Atl.), 1990 (16/16-Atl.), 1991 (16/15, 2/2-Atl.), 1992 (13/12-Atl.), 1993 (11/10-Atl.), 1994 (14/12, 3/3-S.F.), 1995 (9/9, 3/3), 1996 (16/16, 2/2), 1997 (13/13), 1998 (11/11, 1/1). Total – 134/124, 11/11 (Dallas – 49/49, 6/6).

**PRO:** On Sept. 9, 1995, the Dallas Cowboys made the biggest free agent move in the franchise's history – and perhaps the boldest maneuver in the six year history of NFL free agency – by signing Deion Sanders to a long term contract. In doing so, Dallas was able to secure the services of one of the most talented cornerbacks in the history of the NFL. Sanders is an extremely gifted and versatile athlete, who, in addition to his various skills as a cornerback, punt returner and pass receiver, was also a major league baseball player. He is the only man in professional sports history to play in both a World Series (batting at a .533 World Series clip with Atlanta in 1992) and in the Super Bowl (with victorious San Francisco and Dallas teams following the 1994 and 1995 seasons). To further validate his versatility, Sanders is the only man in NFL history who has recorded both a pass reception – a 47-yarder, the longest completion of the game in Super Bowl XXX – and an interception – returned for 15 yards in Super Bowl XXIX – in Super Bowl action. After helping the Cowboys win Super Bowl XXX, Sanders announced on Feb. 20, 1996 that he would play football exclusively for the entire 1996 season – marking the first one-sport season of his professional athletic career. As a result, Sanders started 16 regular season games at cornerback and another eight at wide receiver – becoming the first two-way starter in the NFL since the Eagles' Chuck Bednarik, who retired in 1962. At the completion of the 1996 football season, Sanders returned to baseball, signing with the Cincinnati Reds, and went on to lead the major leagues in stolen bases well into the final month of the '97 season before returning to football on a full-time basis in September. He finished the 1997 baseball season ranked second in the National League with 56 stolen bases. Sanders chose not to play baseball in 1998. Recognized as the league's most dominant coverage cornerback, Sanders is capable of single-handedly taking half of the field away from opposing offenses, and, often, teams simply refuse to throw the football his way. His elite reputation as a performer is backed up by his production. He has been selected to seven Pro Bowls, while collecting 41 career interceptions and 20 regular season touchdowns. He currently stands second in NFL history with eight career interception returns for touchdowns, trailing only Ken Houston who holds the NFL mark with nine. His unmatched foot-speed, quickness and big-play ability make him a dangerous weapon every time he touches the ball. In 10 seasons as a runner, receiver, defender, punt returner and kickoff returner, Sanders has gained an average of 16.9 yards every time he has touched the football in a NFL regular season game. His 21 career touchdowns (including playoffs) have been scored in the following manner: interceptions (8), pass receptions (3), rushes (1), kick-off returns (3), punt returns (5) and fumble recoveries (1). Sanders holds the NFL record for career touchdowns scored on any type of return with 17. Perhaps the one statistic that supports Sanders' status as one of the game's greatest playmakers is his career interception return average of 26.7 yards-per-return on 41 career thefts (1,094 yards). He is on pace to set a NFL standard that will be difficult to surpass. The all-time leader in that category (minimum of 50 interceptions) is Lem Barney, who averaged 19.2 yards-per-return. As a baseball player, Sanders has spent time with the following major league clubs: New York Yankees (1989-90), Atlanta (1991-1994), Cincinnati (1994-1995 and 1997) and San Francisco (1995). On the football field, he has served the Atlanta Falcons



(1989-1993), the San Francisco 49ers (1994) and the Cowboys (1995 to present). Sanders was originally drafted by Atlanta in the first round (fifth overall) of the 1989 NFL Draft, just behind Troy Aikman (first overall selection in 1989).

**1998:** Sanders was well on his way to enjoying perhaps the most brilliant season of his outstanding career when a toe injury suffered in the Week 10 victory at Arizona brought an abrupt halt to a very productive regular season. In spite of the injury, from which he returned for the playoff loss to the Cardinals, Sanders was named to his seventh NFC Pro Bowl squad (third with Dallas) as a cornerback and kick returner. That honor marked the second time he had been selected to the Pro Bowl at both positions (Atlanta, 1992). A consensus first team All Pro at cornerback, Sanders was also named the NFL Special Teams Player of the Year by the NFL Alumni Association for his electrifying performance as a punt returner. He led the NFL in punt return average (15.6), recording six returns of 30-yards-or-more and taking two returns the distance for touchdowns. While playing in only 11 regular season games (nine complete games), Sanders finished the season tied for fifth in the NFC (13th in NFL) with five interceptions—his highest single season total since 1994 (six). He was also fifth in the NFL with 153 interception return yards, including a 71-yard touchdown return. While being used as a wide receiver in the Cowboys multiple-wide out formations, Sanders caught seven passes for 100 yards, including a 55-yard effort. In all, he touched the ball 48 times in 1998 and gained 685 yards for an average of 14.3 yards-per-touch. Sanders wasted little time in reestablishing himself as the NFL's top punt return man in the season opener against Arizona (9/6), racing 43 yards on his second return of the year. Two weeks later at the N.Y. Giants (9/21), he put on one of the most impressive individual performances in the history of Monday Night Football. He opened the scoring in the game with a 59-yard punt return for a touchdown. Following that play, he left the game due to dehydration and did not return until the third quarter, when he then snared a 55-yard reception from Jason Garrett while lining up at wide receiver. That catch set up a Sherman Williams 18-yard touchdown run. In the fourth quarter, he intercepted a Danny Kanell pass and returned it 71-yards for a touchdown to bring the final score to 31-7. The game marked the first time in Sanders' career that he scored two touchdowns on returns of any kind in the same game. It also marked the first time that any Cowboy had accomplished that double. Sanders became only the fourth NFL player since 1933 and the first since 1966 to have a punt and interception return for a touchdown in the same game. He also became the only player since 1970 to have a reception, punt return and interception—all of at least 50 yards—in the same game. Sanders was named the Miller Lite Player of the Week after the Giants game and also received a specially created "Prime Time" award from the NFL. His 100 punt return yards (on five returns) was a career-high. One week later against the Raiders (9/27), Sanders set the Cowboys up with excellent field position on four punt returns, averaging 22.8 yards a return, including a 60-yarder. His four returns went 11, 13, 60 and seven yards on the day, and he also recorded five tackles at cornerback in the 13-12 loss. At Washington, Sanders set up Dallas' first touchdown by returning a Trent Green interception 21 yards. He also returned a punt 71 yards for a touchdown that was called back on a penalty. Sanders added two receptions in the 31-10 Dallas victory, including one on third down to give the Cowboys a first down. His flair for the dramatic was evident the following week against Carolina (10/11) when he recorded his third interception of the season. Sanders made the play with 1:55 remaining to stop Steve Beuerlien and the Panthers while preserving Dallas' 27-20 win. Sanders revisited his Monday Night Football heroics in Philadelphia (11/2), with a 69-yard punt return for a touchdown that was the eighth longest in Dallas history. It was his fifth overall career punt return for a touchdown and the 17th score on a return of any kind, extending his NFL record. The touchdown was also Sanders' third punt return for a score as a Cowboy, tying the team record in that department. He also added a fourth quarter interception to help preserve the shutout. It was his fourth pick of the season, and helped limit the Eagles to 200 yards total offense (104 passing). In the 16-6 win over the Giants (11/8), Sanders recorded four tackles and helped limit New York to 127 yards passing on 24 attempts. The Giants starting wide receivers had just four receptions. Sanders also returned three Giants' punts for 56 yards (18.7 avg.), including returns of 31 and 19 yards. On offense he had two receptions, including one on third down that gave the Cowboys a first down. In the 35-28 win at Arizona (11/15), Sanders suffered a sprained great toe on his left foot late in the first quarter. He tried to return in the second quarter but then took himself out of the game until the final two drives in the fourth quarter. Prior to leaving the game in the second quarter he picked off a Jake Plummer pass and returned it 22 yards to the Cardinals two-yard line, setting up an Emmitt Smith touchdown run. It was Sanders' fifth and final interception of the season. The next week against Seattle (11/22), he re-aggravated his sprained toe midway through the second quarter and did not return. He sat out the remaining five games of the regular season, and returned to play in the Cowboys wild card playoff loss to Arizona (1/2/99). In that game, he recorded three tackles and a 41-yard punt return to set up Dallas' only touchdown.

**1997:** Despite missing the final three games of the season with a fractured rib, suffered in the Thanksgiving Day loss to Tennessee (11/27), Sanders was once again recognized for his brilliance on the field by nearly every major news outlet. He was selected to his sixth career Pro Bowl (his second with Dallas), and he was named All-Pro by the Associated Press, *Pro Football Weekly*/Professional Football Writers of America, *Sporting News* and *Sports Illustrated*. Sanders was also named the NFC Defensive Back of the Year as selected by the NFL Players Association. He picked up the usual list of awards despite the fact that, as usual, he was rarely challenged by most of the quarterbacks or receivers that he faced. As a result, Sanders only registered two interceptions on the year — but both were taken from two NFC Pro Bowl quarterbacks, and former teammates of Sanders', Steve Young and Brett Favre. He raced 31 yards and nearly reached the end





zone with the Young interception at San Francisco (11/2). Two weeks later, he picked off Favre and ran 50 yards for a score that gave Dallas a 10-7 lead in the eventual loss at Green Bay (11/23). Sanders was with the Cincinnati Reds right up until the start of the NFL season, joining the Cowboys just prior to the season opening win in Pittsburgh (8/31). As the baseball season reached its final weeks, Sanders was being treated for a bulging disc in his lower back that ultimately did not prevent him from missing any football action. With only one full practice under his belt, he started at right cornerback at Pittsburgh and recorded four tackles and two passes defended. He also returned two punts for a 22.5-yard average, including a 38-yard return. The following day, he was 0-1 for the Reds as a pinch hitter against Kansas City. Following the Cowboys overtime loss at Arizona (9/7), Sanders returned to football full time. That week, on Monday Night Football, he registered a season-high five tackles and deflected a pass against the Eagles (9/15) in the Cowboys last second victory. Following the open date, Sanders broke open the Cowboys win against Chicago (9/28) with an 83-yard punt return for a touchdown in the third quarter. It was the longest punt return of his career, his first scoring return as a Cowboy and it tied the fourth longest in team history. It was Dallas' first punt return for a touchdown since Kevin Williams ran one back 83 yards against Washington on Nov. 20, 1994. He finished with a season-high 99 yards on four punt returns. He also added two tackles against the Bears and deflected the 100th pass of his career. He had a season-high five punt returns against Jacksonville (10/19) and earned a special teams game ball by returning those for 81 yards (16.2 avg.). Sanders broke the NFL record for career touchdowns on returns when he ran back the Favre interception 50 yards for a score at Green Bay (11/23). It was his 14th career touchdown on a return of any kind. He also added four tackles in the game, including one for a loss. Four days later, his season ended with a right rib fracture on a punt return against Tennessee (11/27). He was inactive the final three weeks of the season. On May 29, 1998, Sanders underwent arthroscopic surgery on his left ankle to remove a bone spur.

**1996:** For the first 11 games of the season, Sanders was a regular at both the cornerback and wide receiver positions, becoming the NFL's first two-way player in over 30 years. By season's end, he started all 16 games on defense and eight on offense, while recording at least one reception on offense in each of the Cowboys first 12 games. He closed the year ranked second on the team in receiving yardage with 475, while finishing fifth on the club in receptions with 36. Throughout the course of the season, he participated in 490 of the club's 981 offensive plays (50.0%), and 769 of Dallas' 958 (80.3%) defensive snaps. Although rarely tested on defense (only two interceptions and nine passes defended for the year), Sanders led the team in fumble recoveries (three) and was chosen to start at cornerback for the NFC Pro Bowl squad – marking his fifth selection in eight NFL seasons. His selection to the Pro Bowl was his first as a member of the Cowboys. In earning that recognition, Sanders became the first cornerback to represent Dallas in Hawaii since Everson Walls in 1985, while also becoming just the fifth Dallas cornerback to gain Pro Bowl honors in club history. Sanders was named first team All-Pro by the Associated Press and by the Pro Football Writers of America and *Pro Football Weekly*. Sanders opened the season with his most productive offensive performance of the year; registering season-high numbers for catches (nine) and receiving yardage (87) in the Cowboys Labor Day loss at Chicago (9/2). On defense, he recorded three tackles, a pass defended and a goal-line tackle that led to a forced fumble to prevent a Bears' touchdown. In all, Sanders saw action on 57-of-64 offensive plays against the Bears and 51-of-61 defensive plays (108-of-125 total). The following week, he picked up his lone scoring catch of the year, an eight-yard grab in the Cowboys 27-0 win over the Giants (9/8). The score marked Sanders' first TD reception since recording a 70-yarder against Dallas as a member of the Falcons on Nov. 21, 1992. One week later, he returned a second-quarter fumble 22 yards for a touchdown against Indianapolis (9/15) to put Dallas up 14-3. It was the first fumble return for a touchdown by Dallas since Russell Maryland took one 26 yards against Chicago on Dec. 27, 1992. Sanders also added five tackles and a tackle for a loss while playing 49-of-61 snaps at cornerback. He had two receptions for 27 yards in 45-of-57 snaps at wide receiver. In a critical Monday night win at Philadelphia (9/30), Sanders picked off his first pass of the season with a second quarter theft off Rodney Peete that set up a field goal and a 17-10 Dallas lead. On the Cowboys possession just prior to his interception, Sanders hauled in a 39-yard pass from Aikman as part of a 96-yard touchdown drive. Sanders finished a very impressive two-way outing by catching three passes and picking up a season-high seven tackles. In all, he saw action on 47-of-58 offensive snaps and 61-of-63 defensive snaps. In the Cowboys win at Miami (10/28), Sanders enjoyed his second-best receiving day of the season with five catches for 60 yards, four of which went for a first down – including two on third downs. He also forced and recovered a fumble while playing cornerback. Once Kevin Williams recovered from a broken foot, Sanders saw less offensive action. In the Cowboys big Monday night win over Green Bay (11/18), Sanders recorded four tackles and two receptions for 14 yards. The following week at New York (11/24), he hauled in a season-long 41 yard reception against the Giants, but it was the last regular season game in which he had a pass reception. In turning most of his focus to defense for the stretch run, Sanders picked up his second interception of the season in the Thanksgiving Day win over Washington (11/28) at Texas Stadium. Ten days later at Arizona (12/8), he missed the first half of the 10-6 Dallas win while suffering muscle spasms in his back. He entered the game in the third quarter and recovered a fumble on his first play. In the first round playoff win over Minnesota (12/28), Sanders was involved in two Dallas takeaways that helped set up 10 Dallas points. First, he recovered a Leroy Hoard fumble and returned it to the Vikings' 37-yard line, where Emmitt Smith ran it in for a touchdown. Sanders then recorded an interception six plays later, returning it to the Vikings 22-yard line to set up a Chris Boniol field goal. One week later in the divisional playoff loss at Carolina (1/5/97), he turned in a 16-yard run on a reverse



in the fourth quarter, but he had to leave the game with a fractured orbit on his right eye on the play.

**1995:** After signing with the Cowboys on Sept. 9, Sanders underwent arthroscopic surgery on his left ankle on Sept. 25. The ankle injury occurred on May 31 as Sanders was attempting to steal third base as a member of the Cincinnati Reds (he was traded to the San Francisco Giants on July 21). Sanders began non-contact practice work with the Cowboys on Oct. 4. He then made his first appearance, and start, in a Dallas uniform at the Georgia Dome in the Cowboys 28-13 victory over the Falcons (10/29). In that game, he knocked away one pass in the end zone, while recording one reception for six yards as a wide receiver. His first interception as a Cowboy came one week later, stealing a second quarter Hail Mary attempt as time expired prior to the half in Dallas' 34-12 win over Philadelphia (11/16). During that Eagles game, he took a reverse handoff from Kevin Williams on a punt return and advanced the ball 43 yards to set up a first quarter Dallas field goal. In Dallas' 34-21 win at Oakland (11/19), Sanders was extremely active, recording five tackles, an interception (which he returned 34 yards to set up a touchdown) and three passes defended. He also collected his first rushing attempt as a Dallas offensive player, gaining one yard on a reverse. He recorded a season-high six tackles at Philadelphia (12/10), while also hauling in a 19-yard reception on offense. He matched his season-high total for tackles (six) the following week in a 21-20 win over the Giants (12/17), while gaining eight yards on a reverse on offense. In addition to his consistently sound defensive coverage in the playoffs, Sanders had at least one big offensive play in each of the Cowboys three postseason victories. In the divisional playoff win over Philadelphia (1/7/96), Sanders electrified the Texas Stadium crowd with his first touchdown as a member of the Cowboys by taking a second quarter reverse 21 yards for Dallas' first touchdown of the game. The scoring play also marked Sanders first rushing touchdown – and first career playoff score of any kind – in the NFL. He also had a 13-yard reception and returned two punts for 21 yards. On defense, he intercepted a Randall Cunningham pass to set up a Dallas touchdown. In the Cowboys 38-27 win over the Packers in the NFC Championship Game (1/14/96), Sanders caught a key third-down pass and ran for 35 yards on the Cowboys first scoring drive. In the Cowboys' 27-17 win over Pittsburgh in Super Bowl XXX (1/28/96), he hauled in the longest Dallas pass reception of the post-season – a 47 yard bomb from Aikman that set up the Cowboys first touchdown of the game. He also had a pass deflection, a tackle and returned one punt for 11 yards to wrap up his second consecutive Super Bowl win. Sanders was an All-Pro selection and second team All-NFC pick.

**1994:** The 1994 NFL Defensive Player of the Year, Sanders signed with the 49ers Sept. 15 and played in 14 regular-season games, starting 12. He finished the season with 37 tackles and 15 passes defended, including six interceptions. As a member of the 49ers Super Bowl XXIX team, Sanders became the first athlete to compete in a World Series (Atlanta-1992) and a Super Bowl. Along the way, he tied Ronnie Lott's 1981 single-season team record of three interception returns for scores on plays of 74, 93 and 90 yards. The latter two established a NFL record of two-or-more interception returns for touchdowns of 90-or-more yards in a season. Sanders also set a single-season team record with 303 yards on interception returns. He made his 49ers debut at the L.A. Rams (9/18). The following week in his first start of the season, he was named NFC Defensive Player of the Week against New Orleans (9/25) when he was credited with a season-high eight tackles and clinched the win with 0:32 remaining on a 74-yard interception return for a score. At Atlanta (10/16), he posted the second-longest interception return in team history with a 93-yard score off a pick. Despite dislocating a finger against Dallas (11/13), he was credited with three tackles and three passes defended, including one interception. Against the Rams (11/20), he made four tackles and prevented a potential game-winning touchdown with an end zone pass defended in the final moments. He returned an end zone interception 43 yards and made three tackles at New Orleans (11/28). Credited with seven tackles and a pair of passes defended at San Diego (12/11), Sanders also added his third interception return for a touchdown on the season with a 90-yard return. He intercepted a pass and was credited with two tackles against Denver (12/17). In the postseason, Sanders was paid the ultimate compliment in the Divisional Playoff Game against Chicago (1/7/95) when the Bears did not attempt a single pass in his direction. Sanders played a huge role in the 49ers NFC Championship Game win over Dallas (1/15/95) as he defended five passes, including an interception at the San Francisco five yard-line. In Super Bowl XXIX (1/29/95), he was credited with four tackles and returned an interception 15 yards against the Chargers.

**1993:** Sanders played in 11 games for the Falcons in 1993 after finishing the baseball season. A Pro Bowl starter, Sanders led the NFC with seven interceptions and was named the NFC Defensive Player of the Month for November as he had two interceptions and six passes defended. He was the only player in the NFL to rush and catch a pass from scrimmage on offense, intercept a pass on defense and return punts and kickoffs during the 1993 season.

**1992:** Sanders was the NFL leader in Pro Bowl balloting at both cornerback and as a kickoff returner in 1992, but by league rules could only start at one position, getting the nod on defense. He led the NFL with a 26.7 yard kickoff return average and 1,067 yards. He had a 99-yard kickoff return for a touchdown, the longest return in the NFC for the year, at Washington (9/13). Sanders dashed 73 yards for a score off a pair of laterals from Roman Fortin and Tony Smith at Buffalo (11/22). He scored his first NFL touchdown from scrimmage on a 37-yard reception from Wade Wilson at Tampa Bay (12/13). For the season, Sanders totaled 12 plays of 30-or-more yards (eight kickoff returns, two interceptions, one lateral and one reception).

**1991:** A Pro Bowl starter following the 1991 season, Sanders was the NFC Defensive Player of the Week twice during the regular season. First, following a 21-17 win over the L.A. Raiders (9/22) when he sacked Jeff Hostetler, forcing a fumble that was recovered for a touchdown, and intercepted a pass; and then again when he recorded his first two-interception game, in addition to five





tackles, against Tampa Bay (11/17). Sanders earned Miller Lite Player of the Week honors with two interceptions, including one he returned 55-yards for a touchdown against Seattle (12/5).

**1990:** His 82-yard interception return against Houston (9/9) was the longest touchdown play in the NFL in 1990. Later in the season, he set a Falcons team record with a 79-yard punt return for a touchdown against Cincinnati (10/28). His 61-yard interception return for a touchdown clinched a Falcons win against Dallas (12/30).

**1989:** Originally drafted by Atlanta in the first round (fifth overall), Sanders signed with the Falcons Sept. 7 and marked his NFL debut against the L.A. Rams (9/10) by returning his second career punt return 68 yards for a score. That touchdown established him as the only athlete in modern history to score a NFL touchdown and hit a major league home run in the same week, as he blasted a home run for the N.Y. Yankees five days prior to his first NFL game.

**COLLEGE:** A two-time All-America at Florida State, Sanders was awarded the Jim Thorpe award as a senior. Sanders set Florida State career records with 287 interception return yards (14 interceptions) and 1,429 punt return yards. He played on teams that won four bowl games during his career, and he scored six career touchdowns, three each on interceptions and punt returns. He was a member of the Seminoles' College World Series baseball team as a centerfielder, and a track & field standout who, as a freshman, was named Metro Conference's MVP after capturing the conference title in both the 100 and 200 meters. Sanders qualified for the Olympic Trials as a sprinter in 1988. One of his most memorable athletic performances was the day he played for the Seminoles baseball team in the first game of the Metro Conference tournament, went over to the track to run a leg on the 4x100 meter relay team while wearing his baseball pants, and returned to the diamond to slap the game-winning hit in the Seminoles' second game of the day. The Seminoles 4x100 relay squad included Sanders and NFL players Sammie Smith and Dexter Carter, in addition to world-class sprinter Arthur Blake.

**PERSONAL:** Deion Luwynn Sanders starred at North Fort Myers, FL, High School, where as a senior he passed for 839 yards and rushed for 499 as a left-handed option quarterback. He also picked off four passes as a cornerback, earning all-state honors. Sanders was also named all-state in basketball (24 ppg) and baseball. Sanders has recently devoted most of his time in the off-season to providing the testimony of his Christian faith throughout the country. In April of 1997, he made a \$1 million donation to the Potters House Church in Dallas for the purpose of building a youth center. The donation will be used to help launch "Project 2000," a wide ranging social service ministry that is being started by the church. Sanders is a very active member of the Potters House congregation, where he works closely with the nationally renowned pastor Bishop T. D. Jakes. Deion has two children, daughter, Diondra, and son, Deion Luwynn, Jr.

SANDERS' NFL TOTALS										
Year	Solo	Tackles			Sacks	Tkl/ Loss	QB Pres.	Passes Def.	For. Fum.	
		Ast.	Tot.							
1989 (Atl.)	28	11	39	0.0	-	0	8	2		
1990 (Atl.)	31	19	50	0.0	-	0	14	2		
1991 (Atl.)	35	14	49	1.0	-	0	14	2		
1992 (Atl.)	44	22	66	0.0	-	0	4	2		
1993 (Atl.)	27	7	34	0.0	-	1	8	1		
1994 (S.F.)	35	2	37	0.0	-	0	15	0		
1995	22	6	28	0.0	0	0	10	0		
1996	32	13	45	0.0	2(-6)	0	9	1		
1997	20	9	29	0.0	1(-1)	0	10	0		
1998	25	3	28	0.0	0	0	8	0		
Totals	299	106	405	1.0	3(-7)	1	114	8		
<b>Playoffs</b>										
1991 (Atl.)	6	4	10	0.0	-	0	2	0		
1994 (S.F.)	4	2	6	0.0	-	0	7	0		
1995	5	2	7	0.0	0	0	3	0		
1996	1	0	1	0.0	0	0	1	0		
1998	2	1	3	0.0	0	0	0	0		
Totals	18	9	27	0.0	0	0	13	0		
<b>Pass Interceptions</b>										
Year	No.	Yds.	Avg.	Long	TD					
1989 (Atl.)	5	52	10.4	22	2					
1990 (Atl.)	3	153	51.0	82t	0					
1991 (Atl.)	6	119	19.8	55t	1					
1992 (Atl.)	3	105	35.0	55	0					
1993 (Atl.)	7	91	13.0	41	0					
1994 (S.F.)	6	303	50.5	93t	3					
1995	2	34	17.0	34	0					
1996	2	3	1.5	2	0					
1997	2	81	40.5	50t	1					
1998	5	153	30.6	71t	1					
Totals	41	1,094	26.7	93t	8					
<b>Playoffs</b>										
1991 (Atl.)	1	31	31.0	31	0					
1994 (S.F.)	2	15	7.5	15	0					
1995	1	12	12.0	12	0					
1996	1	22	22.0	22	0					
Totals	5	80	16.0	31	0					
<b>Opponents' Fumbles Recovered</b>										
Year	No.	Yds.	Avg.	Long	TD					
1992 (Atl.)	1	0	0	0	0					
1996	3	15	5.0	22t	1					
Totals	4	15	3.8	22t	1					
<b>Playoffs</b>										
1996	1	3	3.0	3	0					
<b>Rushing</b>										
Year	No.	Yds.	Avg.	Long	TD					
1992 (Atl.)	1	-4	-4.0	-4	0					
1995	2	9	4.5	8	0					
1996	3	2	0.7	3	0					
1997	1	-11	-11.0	-11	0					
Totals	7	-4	-0.6	8	0					
<b>Playoffs</b>										
1995	3	23	7.7	21t	1					
1996	1	16	16.0	16	0					
Totals	4	39	9.8	21t	1					
<b>Receiving</b>										
Year	No.	Yds.	Avg.	Long	TD					
1989 (Atl.)	5	52	10.4	22	0					
1989 (Atl.)	1	-8	-8.0	-8	0					
1991 (Atl.)	1	17	17.0	17	0					
1992 (Atl.)	3	45	15.0	37t	1					
1993 (Atl.)	6	106	17.7	70t	1					
1995	2	25	12.5	19	0					
1996	36	475	13.2	41	1					
1998	7	100	14.3	55	0					
Totals	56	760	13.6	70t	3					
<b>Playoffs</b>										
1995	3	95	31.7	47	0					



## SANDERS' NFL TOTALS, cont.

Punt Returns					
Year	No.	FC	Yds.	Avg.	Long TD
1989 (Atl.)	28	7	307	11.0	68t 1
1990 (Atl.)	29	13	250	8.6	79t 1
1991 (Atl.)	21	9	170	8.1	23 0
1992 (Atl.)	13	9	41	3.2	14 0
1993 (Atl.)	2	1	21	10.5	16 0
1995	1	1	54	54.0	43 0
1996	1	1	4	4.0	4 0
1997	33	12	407	12.3	83t 1
1998	24	8	375	15.6	69t 2
Totals	152	61	1,629	10.7	83t 5
Playoffs					
1991 (Atl.)	3	0	33	11.0	22 0
1995	2	2	38	9.5	11 0
1998	2	2	41	20.5	41 0
Totals	9	4	112	12.4	41 0

Kickoff Return					
Year	No.	Yds.	Avg.	Long	TD
1989 (Atl.)	35	725	20.7	72	0
1990 (Atl.)	39	851	21.8	50	0
1991 (Atl.)	26	576	22.2	100t 1	1
1992 (Atl.)	40	1,067	26.7	99t 2	2
1993 (Atl.)	7	169	24.1	31	0
1995	1	15	15.0	15	0
1997	1	18	18.0	18	0
1998	1	16	16.0	16	0
Totals	150	3,437	22.9	100t 3	3
Playoffs					
1991 (Atl.)	6	124	20.7	32	0
1994 (S.F.)	1	25	25.0	25	0
1996	1	28	28.0	28	0
Totals	8	177	22.1	32	0

## Single-Game Bests

Interceptions - 2 four times, last vs. San Francisco, 12/11/93  
 Long Interception Return - 93t @ Atlanta, 10/16/94  
 Long Reception - 70t vs. Dallas, 11/21/93  
 Punt Returns - 6 @ New Orleans, 11/25/90 and @ New Orleans, 12/3/92  
 Punt Return Yards - 100 @ N.Y. Giants, 9/21/98  
 Long Punt Returns - 83t vs. Chicago, 9/28/97  
 Kickoff Returns - 6 four times, last @ L.A. Rams, 12/27/92  
 Kickoff Return Yards - 190 @ New Orleans, 12/3/92  
 Kickoff Return Average - 42.3 @ San Francisco, 10/13/91  
 Long Kickoff Returns - 100t @ San Francisco, 10/13/91

Sanders 21 NFL Touchdowns  
(17 on returns)

## Interception Returns (8)

82 yards vs. Houston, 9/9/90  
 61 yards vs. Dallas, 12/30/90  
 55 yards vs. Seattle, 12/15/91  
 74 yards vs. New Orleans, 9/25/94  
 93 yards @ Atlanta, 10/16/94  
 90 yards @ San Diego, 12/11/94  
 50 yards @ Green Bay, 11/23/97  
 71 yards @ N.Y. Giants, 9/21/98

## Punt Returns (5)

68 yards vs. L.A. Rams, 9/10/89  
 79 yards vs. Cincinnati, 10/28/90  
 83 yards vs. Chicago, 9/28/97  
 59 yards @ N.Y. Giants, 9/21/98  
 69 yards @ Philadelphia, 11/2/98

## Rushing (1)

21 yards vs. Philadelphia, 1/7/96 - postseason

## Fumble Returns (1)


22 yards vs. Indianapolis, 9/15/96

## Receiving (3)

37 yards @ Tampa Bay, 12/13/92  
 70 yards vs. Dallas, 11/21/93  
 8 yards vs. N.Y. Giants, 9/8/96

## Kickoff Returns (3)

100 yards @ San Francisco, 10/13/91  
 99 yards @ Washington, 9/13/92  
 73 yards @ Buffalo, 11/22/92



## Emmitt Smith

## Running Back

5'9" ★ 209 ★ 5/15/69

Florida

D-1 for '90 (17th overall)

NFL: 10th Year ★ Cowboys: 10th Year



**GAMES/STARTS** (regular season, playoffs): 1990 (16/15), 1991 (16/16, 2/2), 1992 (16/16, 3/3), 1993 (14/13, 3/3), 1994 (15/15, 2/2), 1995 (16/16, 3/3), 1996 (15/15, 2/2), 1997 (16/16), 1998 (16/16, 1/1). Total - 140/138, 16/16.

**PRO:** In nine seasons, Emmitt Smith has become one of the all-time great running backs in NFL history, amassing 12,566 rushing yards, four NFL rushing titles, three Super Bowl titles and a league (1993) and Super Bowl (XXVIII) MVP award. When looking at Smith's career numbers, NFL history provides a short list of players with which to compare him. Smith already stands fifth in NFL history in rushing yards and will move into third with 694 yards in 1999. Smith is the NFL's career rushing touchdowns leader with 125 and stands third in league annals in total touchdowns with 134, 11 touchdowns behind second place Marcus Allen. Already the first player in NFL history with five straight seasons with over 1,400 yards rushing, Smith and Jim Brown are the only players with seven straight 10-touchdown seasons to start their career. With 1,332 yards rushing in 1998, Smith became the third player in NFL history to rush for 1,000 yards in eight consecutive seasons, and with 1,000 yards in 1999, he would become just the second to extend that streak to nine. With a NFL record 25 touchdowns in 1995, Smith scored 100 career touchdowns in just six seasons, the fastest anyone in league history has reached that mark (he tied Brown's NFL record by scoring 100 touchdowns in just 93 career games). His 125 career rushing touchdowns in 140 games gives him a 0.89 per game scoring average, second behind Brown's 0.90 for tops among the all-time rushing touchdown scorers (John Riggins 0.59 and Walter Payton 0.58 are next on the list). Along with





establishing a NFL record with 25 touchdowns in a season in 1995. Smith has also set NFL records for most touchdowns over a two (47 touchdowns), three (62), four (76), five (91), six (104), seven (115), eight (119) and nine-year (134) span. Smith is one of only three players in Dallas history with three career 100 point seasons, and he is the only non-kicker to accomplish the feat. His value to the Cowboys' success can be seen in the club's 82-14 mark when he carries the ball 20-or-more times a game and 53-9 record when he rushes for 100 yards. The century mark has become a big number in Smith's career, having rushed for 100 yards in 132-of-239 games dating back to high school (45-of-49 at Escambia H.S., 25-of-34 at Florida and 62-of-156 at Dallas, including playoffs). Included in Smith's club-record 55 regular season 100-yard rushing games are 11 of the top 15 performances in team history and 17 days with over 150 yards (the fifth highest total of 150-yard games in NFL history). In NFL annals, Smith's 55 100-yard rushing games rank him fifth all-time. One reason Smith has become such a workhorse in the Dallas offense over the years has been his ability to answer the bell at gametime, starting 164 of a potential 168 games with Dallas — including playoffs. The only missed start he has in his career due to injury came in the season finale at the N.Y. Giants on Dec. 24, 1994. Smith has accumulated a number of NFL postseason records, including rushing touchdowns (18), consecutive games with a rushing touchdown (eight) and 100-yard rushing games (seven). His 1,487 yards rushing in the postseason is the second highest figure in NFL history behind Franco Harris' 1,556 yards. Not limited to rushing and scoring, Smith is fourth on the Cowboys all-time reception list with 415 career catches.

**1998:** With a re-surgence that saw him rush for more yards and touchdowns than he's had in a season since 1995, Smith continued his movement through NFL and Cowboys record books. With 1,332 yards rushing, he became just the third person in NFL history to rush for over 1,000 yards in eight consecutive seasons while finishing fourth in the NFC, fifth in the NFL, in rushing. He finished second in the NFC, fourth in the NFL, with 13 rushing touchdowns, giving him a NFL record 125 career-rushing touchdowns. With his seventh Pro Bowl selection, he became the only offensive player in club history to be invited to Hawaii that many times. Only Bob Lilly (11 times), Mel Renfro (10) and Randy White (nine) have more Pro Bowl selections than Smith in Cowboys history. Smith opened the year against Arizona (9/6) with a season-high 29 carries for 124 yards, moving past O.J. Simpson and John Riggins into ninth on the NFL's all-time rushing yards list. His 29 carries were the most since Nov. 28, 1996 when he had 29 against Washington. At Denver (9/13), he carried the ball 20 times for 93 yards, moving ahead of Thurman Thomas into eighth place on the league's career rushing list. At the N.Y. Giants (9/21), Smith totaled 21 yards on seven carries before suffering a strained groin in the second quarter. His strained groin limited him the next week against Oakland (9/27) as he rushed for 59 yards and a touchdown on 21 carries. He registered the 50th 100-yard rushing day of his career when the Cowboys traveled to Washington (10/4), totaling 120 yards and a touchdown on 28 carries. For the first time in back-to-back games since December of 1995, Smith again posted a 100-yard game, totaling 112 yards on 21 carries against Carolina (10/11). He joined the Michael Irvin (146 yards receiving)/Ernie Mills (110) tandem against the Panthers to become the third trio in club history to top the 100-yard mark in the same game (one rushing and two receiving). Smith gained 78 yards on 16 carries at Chicago (10/18) before rushing for 101 yards on 23 carries at Philadelphia (11/2) to surpass Tony Dorsett's club record for career carries (2,755), finishing the game with 2,760. Smith broke Dorsett's club record for career rushing yards the next week against the N.Y. Giants (11/8) with a season-high 163 yards on 29 carries. He passed Dorsett (12,036) on a season-long tying 32-yard run in the second quarter, and he became the eighth player in NFL history to top the 12,000-yard plateau. He also led the team in receiving against the Giants with five catches, putting him over the 400-career reception plateau. At Arizona (11/15), he totaled 118 yards and three touchdowns on 26 carries to move past Franco Harris into seventh place on the NFL's all-time rushing list. The Cardinals game marked his first multiple touchdown game since scoring three times against Washington on Nov. 28, 1996, and it moved him ahead of Walter Payton and Jim Brown into third place on the league's all-time touchdown list. The Cardinals game also marked the first time since 1995 that Smith recorded three consecutive 100-yard rushing days. He registered 74 yards on 17 carries against Seattle (11/22), moving him past 1,000 rushing yards for the eighth consecutive season and past Marcus Allen into sixth place on the NFL's all-time rushing list. Four days later on Thanksgiving Day against Minnesota (11/26), he registered his second three touchdown day of the month, Nos. 121, 122 and 123 of his career, tying Marcus Allen's NFL record for career rushing touchdowns (123). His 44 rushing yards moved him past Jim Brown into fifth on the NFL's all-time list. After posting a career-low 0.4 average on 15 carries at New Orleans (12/6) and totaling 42 yards on 14 rushes at Kansas City (12/13), Smith rebounded against Philadelphia (12/20) with his seventh 100-yard game of the season. He carried the ball 25 times for 110 yards against the Eagles to become the 12th player in NFL history to top the 15,000 total yard mark in a career. In only one half of action against Washington (12/27) in the season finale, he totaled 67 yards and two touchdowns on 10 carries. Smith's two scores, career touchdowns 124 and 125, broke Marcus Allen's NFL career rushing touchdowns record (123) and included a 26-yard score that was his longest since scoring from 39 yards out against Philadelphia on Nov. 6, 1995. Against Arizona (1/2/99) in the postseason, Smith totaled 74 yards on 16 carries. He finished the year with 27 receptions for 175 yards and two touchdowns, placing him fourth on Dallas' all-time reception list with 415 career catches. His 15,175 career total yards is second in club history to Dorsett's 15,501.

**1997:** Smith's assault on the Dallas Cowboys and NFL record books continued at a hectic pace during the 1997 season. With 1,074 yards rushing, he finished the year fifth in the NFC and 12th in the NFL in rushing yards. His 1,308 total yards from scrimmage marked the eighth straight season



he has topped the 1,000 yard mark in that category. Returning from offseason ankle surgery, Smith opened the season with 26 carries for 69 yards and three receptions for 25 yards in the 37-7 win at Pittsburgh (8/31). He had a season-high 132 yards rushing, including a season-long 44-yard carry, at Arizona (9/7) the following week. He did that despite missing part of the fourth quarter and overtime after suffering bruised ribs. The 44-yard run was his longest since a 60-yard touchdown run in the 1995 season opener at the N.Y. Giants. With his yardage against the Cardinals, he moved past O.J. Anderson (10,273) into 11th place on the NFL's all-time rushing chart. Early in the season against NFC East foes, Smith posted a season-high 27 carries for 91 yards against Philadelphia (9/15) on Monday Night Football and had a season-high six receptions and 91 yards rushing on 19 carries at the N.Y. Giants (10/5). With two receptions for 23 yards at Washington (10/13), Smith moved past Bob Hayes (365) into fifth place on the team's all-time reception list with 366 career catches. In a 26-22 come-from-behind win over Jacksonville (10/19), he ran 24 times for 75 yards and scored on a one-yard run, his first touchdown of the season. For the second time in 1997, Smith topped the 100-yard mark with 126 yards on 25 carries at Philadelphia (10/26), while also leading the team in receptions with five for 36 yards. He totaled 31 yards on seven carries at San Francisco (11/2) before leaving the game early in the second quarter after straining his left groin. He returned the following week against Arizona (11/9) and rushed 15 times for 64 yards and a touchdown. It was his 117th career touchdown, moving him past John Riggins and into fifth place on the NFL's all-time touchdown list. With 99 yards on 21 carries against Washington (11/16), Smith moved past the 11,000-yard mark for career rushing yards, becoming the 11th player in NFL history to pass that milestone. He also added four receptions for 31 yards, tying him with Tony Dorsett for fourth on the Cowboys all-time reception list with 382 career catches. Smith broke loose on a 21-yard touchdown run at Green Bay (11/23) and finished the day with 11 carries for 59 yards. Smith picked up 22 yards on 10 carries and three receptions for 20 yards against Tennessee (11/27) before leaving the game with a bruised left shoulder early in the third quarter. He started against Carolina (12/8) but re-aggravated the shoulder on the first drive and did not return, finishing the day with two carries for three yards. While battling the flu at Cincinnati (12/14), Smith ran 12 times for a team-high 68 yards, pushing his season rushing total over the 1,000-yard mark for the seventh consecutive season. He closed out the season with 13 carries for 40 yards and a touchdown against the N.Y. Giants (12/21).

**1996:** Despite battling numerous injuries, Smith was able to rush for over 1,200 (1,204) yards for the sixth consecutive season, finishing fourth in the NFC and eighth in the NFL. He tied for third in the NFL with 15 touchdowns – including 12 rushing, which was good for fifth in the NFL – while his 327 rushing attempts were the fifth most in the league. Smith's injury problems started in the preseason when he suffered a sprained left knee and right ankle against Denver (8/17). In that game, Smith aggravated bone fragments in his right ankle that would require surgery following the season. In the season opener at Chicago (9/2), Smith was able to run for 70 yards on 18 carries before suffering a bruised neck and back while diving over the pile in the fourth quarter. Against the Bears, he became the 13th player in NFL history to top the 9,000 yard mark for career rushing yards, doing so in his 94th career game, tying the third fewest games needed to reach that mark in league history. In the home opener against the N.Y. Giants (9/8), he picked up 82 yards on 24 carries and hauled in a five yard scoring grab, his first touchdown reception since Dec. 10, 1994 against Cleveland. He scored his first rushing touchdown of the season the next week against Indianapolis (9/15), while adding his first 100-yard rushing day of the season with 101 yards on 26 carries. His 25 yards on 15 carries at Buffalo (9/22) was his lowest rushing total since Oct. 9, 1994 against Arizona, and he suffered bruised ribs in the game. Smith topped the 2,000-yard receiving mark for his career at Philadelphia (9/30) when he had three receptions for 30 yards. He also added 92 yards and a touchdown on 22 carries while nursing sore ribs. With 112 yards rushing against Arizona (10/13), Smith recorded his 44th career 100-yard rushing day and topped Dorsett's club-record of 43. Included in his 21 carries were career rushing scores No. 100 and 101, making him the fifth player in NFL history to rush for 100 touchdowns. He recorded three more touchdowns against Atlanta (10/20), two rushing and one receiving, while leading the team in rushing for the 33rd consecutive game – breaking his club mark of 32 set from 1990-92. At Miami (10/27), Smith had a season-high seven receptions, including one for a score, his third receiving touchdown of the season after having four receiving touchdowns in his first six seasons combined. Smith had his third 100-yard rushing day of the season with 113 yards and two touchdowns on 24 carries against Philadelphia (11/3). A game-long 16-yard run in overtime at San Francisco (11/10) set up the game-winning field goal at the 49ers 12-yard line. After posting a 1.6 yard-per-carry average with 18 yards on 11 carries at the N.Y. Giants (11/24), Smith bounced back to record season-highs of 155 yards, three touchdowns and 29 carries against Washington (11/28). Included in his 155 yards was a season-long 42-yard run. The 155 yards put him over the 1,000-yard mark for the sixth consecutive season, and he became the 12th player in NFL history to top the 10,000-yard mark for a career. He also moved past Jim Brown (106) into third on the NFL's all-time rushing touchdown list with 108. Smith recorded a season-high 55 yards receiving, on five receptions, and another 85 rushing on 27 carries against New England (12/15). Smith's club-record streak of consecutive games leading the team in rushing (which dated to Oct. 9, 1994 when Lincoln Coleman led the team against Arizona) was snapped at 41 when he was inactive in the season finale at Washington (12/22). In the Cowboys wild card playoff win over Minnesota (12/28), he rushed for 116 yards on 17 carries, giving him a 6.8 yards-per-carry average, which was a postseason career-high and the third best in team history. He picked up two touchdowns, giving him a NFL record 18 postseason rushing scores, and he tied the then NFL mark for career touchdowns with 20. He also scored in





his eighth consecutive postseason game and logged his seventh career 100-yard rushing day, both NFL postseason records. Following the season, Smith had surgery to remove three bone fragments from his right ankle.

**1995:** The 1995 season was a record breaking year for Smith as he established a NFL mark for touchdowns in a season with 25, topping John Riggins' mark of 24 set in 1983. Included in Smith's assault on the record books in 1995 were the following Cowboys single-season records:

	New Mark	Old Mark	
Rushing Yards	1,773	1,713	(Smith, 1992)
Rushing Attempts	377	373	(Smith, 1992)
100-yard Rushing Games	11	9	(Dorsett, 1981)
Touchdowns	25	22	(Smith, 1994)
Rushing Touchdowns	25	21	(Smith, 1994)
Points	150	132	(Smith, 1994)
Consecutive Games w/ TD	11	9	(Smith, 1993-94)
Rushing/Receiving Yards	2,148	2,048	(Smith, 1992)
Rushing/Receiving Attempts	439	432	(Smith, 1992)

Smith became only the fourth player to lead the NFL in touchdowns for three-or-more seasons in his career, joining Don Hutson (eight seasons), Jim Brown and Lance Alworth (three). In recording his fifth-straight 1,000 yard season, Smith led the NFL in rushing with 1,773 yards, the 10th best rushing season in NFL history at the time, and the fourth time in five years he had captured the league's rushing crown. He also led the NFL in total yards from scrimmage (2,148), rushing attempts (377) and scoring (150 points) – the first non-kicker to lead the league in scoring since Jerry Rice in 1987 (he became the first non-kicker to ever lead Dallas in scoring in back-to-back seasons). All these on-field contributions earned Smith consensus All-Pro honors for the fourth straight season (first Dallas offensive player chosen four straight times since Ralph Neely from 1966-69) and his sixth consecutive Pro Bowl selection, joining Mel Renfro as the only Dallas players selected in each of their first six seasons in the league. Smith opened the season by taking his first carry 60 yards for a touchdown at the N.Y. Giants (9/4) and earning NFC Offensive Player of the Week honors. In that game, he rushed for 163 yards and four touchdowns, tying the club record for touchdowns in a game, and he broke Dorsett's club record of 72 career rushing scores by logging touchdowns number 72, 73, 74 and 75. Smith came back the next week against Denver (9/10) to run for 114 yards and record his 80th career touchdown, reaching that mark in his 79th career game, faster than Brown's NFL record of 81 games. A touchdown was again Smith's calling card at Minnesota (9/17) when he reached the end zone in the fourth quarter to put Dallas ahead 17-10 and again in overtime with the game-winning score on a 31-yard run. On the day, he had 150 yards, including 123 yards and both touchdowns on 12 second half carries, and earned NFC Offensive Player of the Week honors. Smith rounded out September, a month in which he would earn NFC Offensive Player of the Month honors, with his fourth-consecutive 100-yard day, a 116 yard effort against Arizona (9/24). In posting four-straight 100-yard days, Smith tied Dorsett's club record, and with two rushing touchdowns, he extended his club record by scoring in his 11th consecutive game (tying Lenny Moore of the Colts for the third longest streak in NFL history). Late in the Cardinals game, he suffered a bruised ulnar nerve and ruptured bursa sac in his left elbow, but he bounced back at Washington (10/1) to rush for 95 yards and led the team with a season-high eight receptions. He had a season-high 31 carries for 106 yards and two touchdowns against Green Bay (10/8) before establishing a new club record with his 87th and 88th career touchdowns at San Diego (10/15). When the Cowboys traveled to Atlanta (10/29), Smith became the 20th player in NFL history to surpass the 8,000 yard mark for his career when he rushed for a season-high 167 yards. He recorded his second-consecutive 150-yard rushing day, and fourth of the season, with 158 yards and two scores on 27 carries against Philadelphia (11/6). When the Cowboys visited Oakland (11/19), Smith visited the end zone three times while adding 110 yards rushing, his ninth 100-yard rushing day of the season – tying Dorsett's club record for 100-yard games in a season. Smith left the Thanksgiving Day game against Kansas City (11/23) in the third quarter with a sprained left knee, but not before scoring his 21st rushing touchdown of the season to tie his club record. He bounced back from the sprain the following week to set a club record with his 22nd touchdown of the season while gaining 91 yards on 21 carries against Washington (12/3). With 108 yards and a touchdown at Philadelphia (12/10), Smith logged his 10th 100-yard rushing day of the season to set a new club record, while also scoring his 23rd touchdown of the year and 138th point, also club records. The next week against the N.Y. Giants (12/17), Smith tied the NFL record with his 24th touchdown of the season, and his 103 yards rushing gave him his 11th 100-yard day of the season, extending his club record and tying the second most in a season in NFL history. The final record-breaking touchdown of the regular-season came on Christmas night at Arizona (12/25) when Smith logged his 25th rushing touchdown of the season, tying his club record with a touchdown in his 11th consecutive game. In the postseason opener against Philadelphia (1/7/96), Smith rushed for 99 yards and a touchdown to become the fifth player in NFL history to accumulate 1,000 postseason rushing yards in a career. In the NFC Championship Game against Green Bay (1/14/96), Smith tied a career-high and set a Dallas postseason record with 35 carries, and he set a new club record with three touchdowns, including two key fourth quarter scores to give Dallas the lead and the win. He ran for 150 yards and recorded a club-record with 37 combined rushing/receiving attempts. When Dallas captured the Super Bowl XXX title with a win over the Pittsburgh Steelers (1/28/96), Smith capped the season the way he began it with two second half touchdowns to give Dallas a 27-17 win.



**1994:** Smith had one of the league's best scoring seasons in 1994, accumulating a NFL high 22 touchdowns and tying for second in scoring (132 points), and along the way, he became the first non-kicker to lead Dallas in scoring since Bob Hayes and Dan Reeves tied for the team lead in 1967. His 22 total touchdowns, 21 rushing touchdowns and 132 points were all Dallas single-season club-records at the time, and his 22 total touchdowns tied the fourth highest single-season mark in league history. He also ground out the third-highest rushing total in the league at 1,484 yards on a league-high 368 carries. Despite touching the football 449 times on carries and catches, Smith did not lose a fumble all year. Smith also finished third in the NFL in total yards from scrimmage with 1,825, accomplishing all these feats despite struggling with hamstring injuries that kept him out of all or part of five games during the season. Smith opened the season with a bang at Pittsburgh (9/4), recording a season-high 171 yards rushing and one touchdown on 31 carries against a Steelers' defense that would finish second in the NFL in total defense. In just his 65th career game, Smith passed the 6,000-career yard mark with 143 yards against Detroit (9/19). It was the fastest a Dallas runner had ever reached that mark (Dorsett in 73 games was the previous mark). Smith also added a season-high seven receptions against Detroit to lead the team. In back-to-back games at Washington (10/2) and against Arizona (10/9), Smith notched two first-half rushing touchdowns, despite pulling a hamstring in the first half against the Redskins that limited him to nine carries and 22 yards against the Cardinals. Smith moved past Don Perkins (6,217 yards) and into second place on the Cowboys all-time rushing list with 106 yards against Philadelphia (10/16) – his fifth straight 100-yard game against the Eagles and a club record for consecutive 100-yard games against one opponent. When the Cowboys traveled to Cincinnati (10/30), Smith had a nine game touchdown streak and seven game rushing touchdown streak stopped when he was held out of the end zone, despite rushing for 92 yards. Smith established a club-record with 35 carries against the N.Y. Giants (11/7), while scoring two touchdowns and picking up 163 yards. The next week at San Francisco (11/13), Smith moved into second on the club's all-time carry list, passing the 1,500 career carry mark in his 72nd career game. Smith moved past the 1,000 yard mark for the fourth consecutive season with 85 yards and two touchdowns against Washington (11/20), and four days later on Thanksgiving Day against Green Bay (11/24), Smith amassed 208 total yards (113-rushing, 95-receiving) on 38 carries and catches while scoring twice. His 95 yards receiving were a season-high and included a season-long 68-yard catch. When Smith reached the end zone twice at Philadelphia (12/4), it gave him 19 touchdowns for the season, breaking the single-season club-record. The following week against Cleveland (12/10), Smith became the first back to top the 100-yard rushing barrier against the Browns in 1994 when he picked up 112 yards and a touchdown – moving him past the 7,000 yard career rushing mark. He also added his first receiving score of the year, marking the sixth consecutive week he had posted two scores. Smith picked up 74 yards and his 22nd touchdown of the season at New Orleans (12/19) before pulling his left hamstring late in the third quarter. Smith missed the only start of his career due to injury in the season finale at the N.Y. Giants (12/24), but he returned to action in the Cowboys playoff win over Green Bay (1/8/95), picking up 44 yards on seven first quarter carries (6.3 avg.) before re-aggravating his left hamstring. Nursing that sore hamstring, Smith picked up 74 yards and two touchdowns on 20 carries at San Francisco (1/15/95) in the NFC Championship Game before pulling his right hamstring in the fourth quarter. An All-Pro for the third straight year, that injury kept Smith from playing in his fifth-consecutive Pro Bowl, despite being selected.

**1993:** The list of honors and awards for Smith from 1993 goes on and on following one of the most outstanding performances by a running back in league history. Recipient of the NFL MVP Award from: Associated Press, *The Sporting News*, Pro Football Writers of America, Miller Lite, the ESPN 'ESPY' Awards, *Pro Football Weekly* and *Pro Football Digest*. United Press International, *Pro Football Weekly* and *College & Pro Football Newsweekly* named him NFL Offensive Player of the Year. Smith also received the Bert Bell Award from the Maxwell Club as the Player of the Year; consensus All-Pro honors; NFL Alumni Running Back of the Year recognition and the Super Bowl XXVIII MVP award. Smith became only the fourth player to win three straight league rushing titles and the first since Earl Campbell turned the trick from 1978-80 (Jim Brown 1957-61 and 1963-65 and Steve Van Buren 1947-49 were the others). Smith also led the NFL in total yards from scrimmage with 1,900 (1,486 rushing/414 receiving), outdistancing runner-up Thurman Thomas of Buffalo (1,702) by almost 200 yards, and with a 5.3 yard-per-carry average, the highest average by a Dallas running back since Duane Thomas posted a 5.3 average in 1970. Second on the team with 57 receptions, Smith finished fourth in the NFC in catches among running backs. He missed the first two regular season games and three starts because of contract negotiations, signing his contract on Sept. 16 and seeing limited action at Phoenix (9/19). Smith returned to the starting line-up against Green Bay (10/3) and, in his 50th career game, became only the fifth Dallas running back to reach the 1,000 career carry mark – the fastest to that point of any running back in team history. Smith recorded his first 100-yard rushing day of the season with 104 yards on 25 carries at Indianapolis (10/10). He established a new club-record with 237 yards rushing (on 30 carries) at Philadelphia (10/31) to nab NFC Offensive Player of the Week honors and post the highest rushing total in the NFL in 1993. That day in Philadelphia, he eclipsed Dorsett's club mark of 206 yards set against the Eagles (12/4/77) and tied Jim Brown for the sixth best single-game rushing performance in NFL history. It was also the highest single-game rushing total in the NFL since Walter Payton ran for 275 yards against Minnesota on Nov. 20, 1977. His 62-yard touchdown run to finish the game was the Cowboys' longest run of the season. The next week when Aikman went down with a pulled hamstring against the Giants (11/7), the Cowboys offense turned to Smith to carry the load. He responded with 182 yards of total offense against Phoenix (11/14) (24 carries, 80 yards, one touch-





down and four receptions for 102 yards), including a career-long 86-yard catch from Bernie Kosar. It was his second career 100-yard receiving day. Things didn't go as well the following week when he suffered a bruised right quadriceps at Atlanta (11/21) in the second quarter and missed the remainder of game. He finished with a career-low one carry for one yard. Despite the injury, he ran for 51 yards on 16 carries and added 46 yards on nine receptions four days later against Miami (11/25) on Thanksgiving Day. In that game, he moved past the 5,000-yard barrier in his 57th career game – the fastest ever by a Dallas back. Smith went on to garner the NFC Offensive Player of the Month award for December, the third consecutive December he had won the award. During Dallas' final five game march to the playoffs, Smith amassed 115 carries for 688 yards (6.0 average) and two touchdowns to go along with 24 receptions for 142 yards and a touchdown. He started the streak by recording the second highest rushing total ever by a Cowboy at Texas Stadium with 172 yards on 24 carries against Philadelphia (12/6). For the season, Smith logged 409 yards rushing in two games against Philadelphia to join O.J. Simpson (469 yards rushing against New England in 1973) as the only players to record over 400 yards rushing against one opponent in the same season. Including that game against Philadelphia, Smith would record three days with over 150 yards rushing in the final five weeks. The second of those came against the Redskins (12/26) when he ran for 153 yards, and the third came in one of the most memorable games in Cowboys history when Smith carried Dallas to the NFC East title in a 16-13 overtime win at the N.Y. Giants (1/2/94). Despite separating his right shoulder late in the second quarter – an injury that required surgery March 1, 1994 – Smith ran for 168 yards and caught 10 passes for another 61 yards to establish a club record for rushing-receiving attempts in a game at 42. Smith gained 78 yards on 17 carries/catches after the injury, including 41 yards on nine runs/receptions in Dallas' 12-play, 52-yard drive to the game winning field goal in overtime. In the two playoff games leading up to Super Bowl XXVIII, Smith struggled with his injury, but still managed 148 yards against Green Bay (1/16/94) and San Francisco (1/23/94). It was in Super Bowl XXVIII against Buffalo (1/30/94) where Smith capped his storybook season, capturing MVP honors for leading Dallas to its second consecutive NFL title. For the second consecutive year, he topped the 100-yard rushing mark in the Super Bowl, gaining 132 yards – 91 yards and two touchdowns in the second half as Dallas scored 24 unanswered points. It was the 100th 100-yard rushing day of Smith's football career (high school, college, pro). Following the season, Smith was selected to his fourth consecutive Pro Bowl.

**1992:** Smith first set Dallas records with 1,713 rushing yards, 18 rushing touchdowns and 19 total touchdowns, while leading the league in all three categories. Smith posted the 11th best rushing season in NFL history at the time and was the first NFL player since Walter Payton in 1984-85 with consecutive 1,500-yard rushing seasons. Not to limit his heroics to the ground, Smith also posted 59 receptions, tops in the NFC and third in the NFL among running backs, for 335 yards. Smith's 2,048 yards from scrimmage set a new Dallas record, led the NFC and was second in the NFL. Smith also established a Dallas mark for rushing attempts with 373 and rushing/receiving attempts with 432. Smith opened the season with 140 yards on the ground in a Monday night win over the defending Super Bowl champion Redskins (9/7), earning NFC Offensive Player of the Week honors and becoming the first player to rush for over 100 yards against the Redskins in three consecutive games. He had a streak of five straight games with over 100 yards rushing at Texas Stadium snapped against Seattle (10/11). Smith had surpassed the previous club mark of four straight 100-yard rushing performances at home against Phoenix (9/20). After bruising his hip in the third quarter against the Raiders (10/25), he missed two plays but returned to rush for 79 yards and two touchdowns, giving him 152 yards and three touchdowns on the day. His three touchdowns at the Raiders, which he would match two weeks later at Detroit (11/8), tied for the NFC-high in 1992 and earned him NFC Offensive Player of the Week honors. Smith started November, a month in which he would earn NFC Offensive Player of the Month honors, facing a tough Philadelphia defense (11/1) which was ranked first in the NFL in yards allowed going into the game. Smith broke loose for 163 yards, becoming the first 100-yard rusher against the Eagles in 53 games, a streak that dated back to Sept. 17, 1989. Smith had his team-record 34-game streak of leading the team in rushing yards end against the Lions (11/8). Against the Rams (11/15), Smith matched Dorsett's 1981 record by reaching 1,000 yards rushing in a season in 10 games, the fewest in team history. A week later, Smith demonstrated his versatility when he hauled in a career-high 12 passes at Phoenix (11/22), which were the second most in team history. On Thanksgiving Day against the Giants (11/26), Smith recorded a season-long 68-yard touchdown run and a season-long 26-yard touchdown catch. With Denver Head Coach Dan Reeves watching from across the field, Smith tied the single-season touchdown mark Reeves had established in 1966 by popping into the end zone with 2:47 remaining to give the Cowboys a 31-27 come-from-behind win over the Broncos (12/6). Smith wrapped up the regular season with 174 yards rushing at Atlanta (12/21), a NFC-high for 1992, and 131 yards against Chicago (12/27), earning NFC Offensive Player of the Week honors and claiming the league rushing title. For his late season display, he was named NFC Offensive Player of the Month for December, making him the first NFL player to earn the honor in consecutive months. He strung together three 100-yard rushing games in the playoffs (114 against the Eagles, 114 against the 49ers and 108 against Buffalo). His three straight post-season 100-yard rushing days established a club record and tied for the third longest postseason streak in league history. With his performance against Buffalo in Super Bowl XXVII (1/31/93), Smith became the first Dallas player to rush for 100 yards in a Super Bowl. After the season, Smith earned consensus All-Pro and All-NFC honors.

**1991:** Smith first led the NFL in rushing in 1991 when he gained 1,563 yards, becoming the first Cowboys player to lead the league in rushing. At 22 years and seven months of age, he became



the youngest player in league history and 28th overall to rush for over 1,500 yards in a season, and that performance helped earn him a starting spot in the Pro Bowl. He led the NFL with 365 carries, becoming the 19th player in league history to record over 350 carries in a season. Smith, the third youngest player to reach the 500 carry plateau, joined Walter Payton and Barry Sanders as the only players to do so before their 23rd birthday. His eight 100-yard rushing games in 1991 were the second most in team history. Smith scored on a career-long 75-yard dash, the longest run in the NFC in 1991, and averaged a career-high 10.2 yards-per-carry in posting a 112 yard rushing game against Washington (9/9). Slowed by a stomach virus most of the game, he was still able to come off the bench to record a team-high eight receptions, including his first career touchdown catch. Against Phoenix (9/22), Smith earned NFC Offensive Player of the Week honors by putting together the fourth best rushing day in Cowboys history with 182 yards rushing and two touchdowns, including a 60-yard touchdown run. With his 75 and 60-yard runs, Smith became the second player in team history to have more than one 60-yarder in the same season (Dorsett had an 84 and 77-yard run in 1977). Smith played five games against the top three run defenses in the league (No. 1 – Philadelphia, No. 2 – New Orleans and No. 3 – Washington), but against the Redskins (11/24), Smith rushed for 132 yards on 34 carries, his second 100-yard game against the Redskins in 1991 and the only two 100-yard games allowed by the Super Bowl Champions. Four days later, he gained 109 yards against Pittsburgh (11/28), and the following week, he became the only player to gain 100 yards rushing against the Saints (12/8) by picking up 112 yards. With three straight 100-yard rushing games, Smith matched the second longest streak in team history. Smith's 160 yards and two touchdowns rushing against Atlanta (12/22) allowed him to surpass Sanders and Thomas to win the league rushing title. Smith also finished second in the NFC (third in the NFL) in yards from scrimmage, second in the NFL in touchdowns (13) and rushing touchdowns (12). For all his late season heroics in the Cowboys playoff drive, Smith was named NFC Offensive Player of the Month for December. He opened the playoffs in Chicago (12/29) by recording 105 yards against a Bears' team that had never allowed a running back to go over the century mark in postseason play, a record dating back to 1932 and spanning 27 games.

**1990:** Despite missing training camp and the preseason in 1990, Smith finished fifth in the NFC and 10th in the NFL with 937 rushing yards, tops among rookies. In addition, his 11 rushing touchdowns led NFL rookies, placed third in the NFC and fifth in the NFL. Smith earned his first professional start against the Giants (9/16) after little more than a week with the club, and the following week at Washington (9/23), he scored his first NFL touchdown. Smith's 241 carries broke Dorsett's rookie club record of 208 carries set in 1977, and his three 100-yard rushing games were the second most ever by a Cowboys' rookie. A vital part of the Cowboys four-game win streak late in the season, Smith caught four passes for a career-high 117 yards against the Rams (11/18) in game one of the streak. Four days later, he scored on a 48-yard scamper on his way to a season-high 132 yards rushing against Washington (11/22). Facing Phoenix (12/16), Smith rushed for 103 yards and a career-high four touchdowns to tie the club record for rushing and total touchdowns in a game. The first rookie halfback to start for the Cowboys since Ron Springs in the 1979 season opener, Smith was named NFL Offensive Rookie of the Year by AP, Football News, Pro Football Weekly and Pro Set Trading Cards and was a consensus All-Rookie selection. He also became the first Cowboys player to participate in the Pro Bowl since Herschel Walker in 1988.

**COLLEGE:** An All-America and three time All-SEC selection at Florida, Smith established 58 school records in three seasons, including a career rushing mark of 3,928 yards. He surpassed the 1,000-yard rushing mark in his seventh game, earlier than any player in college football history. He also became the second freshman to finish in the top 10 in the Heisman Trophy balloting (Herschel Walker was the other) and earned Freshman of the Year honors from UPI and *The Sporting News*. In 1989, he set a school single-game rushing mark with 316 yards against New Mexico on his way to a school-record 1,599 yards rushing for the season. In three seasons, he became the fifth leading all-time rusher in SEC history and led the Gators in receiving two-of-the-three seasons.

**PERSONAL:** Emmitt J. Smith, III was a consensus All-America running back and prep Player of the Year by *Parade Magazine* and *USA Today* as a senior at Escambia, FL, High School. He posted the third highest career rushing and scoring totals in national high school history with 8,804 yards and 106 touchdowns. He also averaged 7.8 yards-per-carry, ran for over 100 yards 45 times and recorded only six fumbles. In 1986, he represented the nation's prep football players at the White House as part of the "Just Say No" anti-drug campaign. He was the Cowboys' United Way spokesman in 1994-95, and he is the founder of Emmitt Smith Charities, a Pensacola, FL, based foundation whose mission is to provide educational scholarships to local, under-served youth. It has supported 100 Black Men of Pensacola, Pensacola Family Care, Boys Clubs of Pensacola, Big Brothers/Big Sisters, The Kidney Foundation, Oak Cliff, TX, Little League, Buckner Children's Home of Texas and The Theater Arts for Youth. From 1992-98, the Emmitt Smith Charity Golf Tournament was played each spring in Pensacola, with the proceeds going to his charity. He was a Miller Lite NFL Player of the Year finalist in 1991, 1992, 1994 and 1995 and the 1993 winner, donating all money received through the awards to the Sickle Cell Anemia Foundation. Another way Smith works with children is through the Make-A-Wish Foundation, hosting many visits with children at the club's Valley Ranch practice facility during the season. Smith also works with the Salvation Army, American Lung Association, the Battered and Abused Children's Foundation and B.A.D. (Boxers Against Drugs). His annual Feed The Children holiday food drive supports over 3,000 families in the Dallas/Fort Worth and Pensacola areas. The national spokesman for the Starter/JCPenney "Take A Player to School Program," Smith also makes numerous speaking engagements at schools in the Dallas/Fort Worth area and in Pensacola. He was also the ambassador for the NFL's F.A.C.T.





program and the 1996 spokesman for the Texas War on Drugs. In May, 1994, a celebrity 25th birthday party was held for Emmitt with proceeds from a fundraising auction given to the "I Have a Dream" Foundation. Emmitt has three brothers - Erik, Emory and Emil - and two sisters - Marsha and Connie. Emory, a fullback who played with the Scottish Claymores of NFL Europe last spring, was a member of the Cowboys practice squad in 1997. Emmitt's mother, Mary, father, Emmitt, and sister, Marsha, head up Emmitt Inc., a memorabilia and collectable company that handles Smith's merchandising efforts. Emmitt received his degree in public recreation from the University of Florida in May, 1996.

## E. SMITH'S COWBOYS TOTALS

Rushing					Receiving						
Year	No.	Yds.	Avg.	Long	TD	Year	No.	Yds.	Avg.	Long	TD
1990	241	937	3.9	46t	11	1990	24	228	9.5	57	0
1991	365	1,563	4.3	75t	12	1991	49	258	5.3	14	1
1992	373	1,713	4.6	68t	18	1992	59	335	5.7	26t	1
1993	283	1,486	5.3	62t	9	1993	57	414	7.3	86	1
1994	368	1,484	4.0	46	21	1994	50	341	6.8	68	1
1995	377	1,773	4.7	60t	25	1995	62	375	6.0	40	0
1996	327	1,204	3.7	42	12	1996	47	249	5.3	21	3
1997	261	1,074	4.1	44	4	1997	40	234	5.9	24	0
1998	319	1,332	4.2	32	13	1998	27	175	6.5	24	2
Totals	2,914	12,566	4.3	75t	125	Totals	415	2,609	6.3	86	9
Playoffs					Playoffs						
1991	41	185	4.5	19	1	1992	1	2	2.0	2	0
1992	71	336	4.7	38	3	1992	13	86	6.6	18	1
1993	66	280	4.2	15t	3	1993	13	138	10.6	28	1
1994	27	118	4.4	14	3	1994	4	8	2.0	5	0
1995	74	298	4.0	25	6	1995	6	60	10.0	22	0
1996	39	196	5.0	37t	2	1996	7	24	3.4	15	0
1998	16	74	4.6	32	0	1998	1	10	10.0	10	0
Totals	334	1,487	4.5	38	18	Totals	45	328	7.3	28	2

## Single-Game Bests

Rush Yards - 237 @ Philadelphia, 10/31/93  
playoffs - 150 vs. Green Bay, 1/14/96  
Rush Attempts - 35 vs. N.Y. Giants, 11/7/94  
playoffs - 35 vs. Green Bay, 1/14/96  
Rush Average - 10.2 vs. Washington, 9/9/91  
playoffs - 6.8 vs. Minnesota, 12/28/96  
TDs Rushing - 4 twice, vs. Phoenix, 12/16/90; and  
@ N.Y. Giants, 9/4/95  
playoffs - 3 vs. Green Bay, 1/14/96

Long Rush - 75t vs. Washington, 9/9/91  
playoffs - 38 vs. Buffalo, 1/31/93  
Receptions - 12 @ Phoenix, 11/22/92  
playoffs - 7 twice, @ San Francisco, 1/17/93;  
and vs. San Francisco, 1/23/94  
Yards Receiving - 117 @ L.A. Rams, 11/18/90  
playoffs - 85 vs. San Francisco, 1/23/94  
Long Reception - 86 vs. Phoenix, 11/14/93  
playoffs - 28 vs. San Francisco, 1/23/94

## E. SMITH GAME-BY-GAME

1990											
Rushing					Receiving						
	No.	Yds.	Avg.	Long	TD	No.	Yds.	Avg.	Long	TD	
W-San Diego 9/9	2	2	1.0	1	0						
L-N.Y. Giants 9/16	6	11	1.8	5	0	2	12	6.0	8	0	
L-@ Washington 9/23	17	63	3.7	15	1	2	12	6.0	9	0	
L-@ N.Y. Giants 9/30	12	28	2.3	6	1	4	38	9.5	17	0	
W-Tampa Bay 10/7	23	121	5.3	16	1	2	-9	-4.5	-3	0	
L-@ Phoenix 10/14	12	48	4.0	14	0	1	8	8.0	8	0	
W-@ Tampa Bay 10/21	16	48	3.0	11	0						
L-Philadelphia 10/28	14	52	3.7	15	1						
L-@ N.Y. Jets 11/4	15	55	3.7	22	0	2	3	1.5	6	0	
L-San Francisco 11/11	6	40	6.7	23	0	1	-4	-4.0	-4	0	
W-@ L.A. Rams 11/18	21	54	2.6	12	0	4	117	29.3	57	0	
W-Washington 11/22	23	132	5.7	48t	2	2	5	2.5	4	0	
W-New Orleans 12/2	20	85	4.2	17	1	1	3	3.0	3	0	
W-Phoenix 12/16	24	103	4.3	11t	4	1	12	10.0	12	0	
L-@ Philadelphia 12/23	14	61	4.4	24	0	1	26	26.0	26	0	
L-@ Atlanta 12/30	16	34	2.1	13	0	1	5	5.0	5	0	
1991											
W-@ Cleveland 9/1	32	112	3.5	12	0	6	36	6.0	13	0	
L-Washington 9/9	11	112	10.2	75t	1	8	42	5.3	11	1	
L-Philadelphia 9/15	13	44	3.4	8	0	1	12	12.0	12	0	
W-@ Phoenix 9/22	23	182	7.9	60t	2	3	19	6.3	9	0	
W-N.Y. Giants 9/29	18	67	3.7	16	1	1	8	8.0	8	0	
W-@ Green Bay 10/6	32	122	3.8	26	0	7	21	3.0	14	0	
W-Cincinnati 10/13	19	62	3.3	12	1	3	18	6.0	8	0	
L-@ Detroit 10/27	16	66	4.1	15	0	3	4	1.3	3	0	
W-Phoenix 11/3	22	62	2.8	10	3	1	12	12.0	12	0	
L-@ Houston 11/10	12	49	4.1	14	0	5	29	5.8	11	0	
L-@ N.Y. Giants 11/17	17	97	5.7	36	0	3	16	5.3	13	0	
W-@ Washington 11/24	34	132	3.9	32t	1						
W-Pittsburgh 11/28	32	109	3.4	14	1	3	19	6.3	10	0	
W-New Orleans 12/8	27	112	4.1	10	0	2	9	4.5	7	0	
W-@ Philadelphia 12/15	25	75	3.0	13	0						
W-Atlanta 12/22	32	160	5.0	24	2	1	13	13.0	13	0	
Playoffs											
W-@ Chicago 12/29	26	105	4.0	18	1						
L-@ Detroit 1/5/92	15	80	5.3	19	0	1	2	2.0	2	0	
1992											
W-Washington 9/7	27	140	5.2	20	1	3	13	4.3	11	0	
W-@ N.Y. Giants 9/13	23	89	3.9	14	1	8	55	6.9	20	0	
W-Phoenix 9/20	26	112	4.3	22	1						
L-@ Philadelphia 10/5	19	67	3.5	14	0	2	5	2.5	7	0	



E. Smith, Game-By-Game, 1992 (cont.)

	Rushing					Receiving				
	No.	Yds.	Avg.	Long	TD	No.	Yds.	Avg.	Long	TD
W-Seattle 10/11	22	78	3.5	15	2					
W-Kansas City 10/18	24	95	4.0	14	1	4	35	8.8	15	0
W-@ L.A. Raiders 10/25	29	152	5.2	26†	3	3	15	5.0	9	0
W-Philadelphia 11/1	30	163	5.4	51	0	1	9	9.0	9	0
W-@ Detroit 11/8	19	67	3.5	7†	3	3	13	4.3	7	0
L-L.A. Rams 11/15	19	80	4.2	29	1	2	8	4.0	5	0
W-@ Phoenix 11/22	23	84	3.7	17	0	12	67	5.6	16	1
W-N.Y. Giants 11/26	17	120	7.1	68†	1	6	41	6.8	26†	0
W-@ Denver 12/6	26	62	2.4	10	1	1	45	7.5	20	0
L-@ Washington 12/13	25	99	4.0	19	0	5	16	3.2	7	0
W-@ Atlanta 12/21	24	174	7.3	29†	2	2	5	2.5	4	0
W-Chicago 12/27	20	131	6.6	31†	1	2	8	4.0	4	0

Playoffs

W-Philadelphia 1/10/93	25	114	4.6	23†	1					
W-@ San Francisco 1/17/93	24	114	4.8	28	1	7	59	8.4	16†	1
W-Buffalo 1/31/93	22	108	4.9	38	1	6	27	4.5	18	0

1993

L-@ Washington 9/6										
L-Buffalo 9/12										
W-@ Phoenix 9/19	8	45	5.6	16	0	1	3	3.0	3	0
W-Green Bay 10/3	13	71	5.5	22†	1					
W-@ Indianapolis 10/10	25	104	4.2	20	1	4	39	9.8	15	0
W-San Francisco 10/17	27	92	3.4	9	1	5	30	6.0	12	0
W-@ Philadelphia 10/31	30	237	7.9	62†	1					
W-N.Y. Giants 11/7	24	117	4.9	24	2	6	43	7.2	20	0
W-Phoenix 11/14	24	80	3.3	15	1	4	102	25.5	86	0
L-@ Atlanta 11/21	1	1	1.0	1	0	4	9	2.3	6	0
L-Miami 11/25	16	51	3.2	10	0	9	46	5.1	13	0
W-Philadelphia 12/6	23	172	7.5	57	0	4	26	8.5	19	0
W-@ Minnesota 12/12	19	104	5.5	22	1	5	26	5.2	13	0
W-@ N.Y. Jets 12/18	20	91	4.6	12	0	2	11	5.5	6	0
W-Washington 12/26	21	153	7.3	35	1	3	18	6.0	13	0
W-@ N.Y. Giants 1/2/94	32	168	5.3	46	0	10	61	6.1	12	1

Playoffs

W-Green Bay 1/16/94	13	60	4.6	14	0	2	27	13.5	22	0
W-San Francisco 1/23/94	23	88	3.8	9	1	7	85	12.1	28	1
W-Buffalo 1/30/94	30	132	4.4	15†	2	4	26	6.5	10	0

1994

W-@ Pittsburgh 9/4	31	171	5.5	46	1	3	3	1.0	3	0
W-Houston 9/11	27	90	3.3	12	1	3	24	8.0	22	0
L-Detroit 9/19	29	143	4.9	32	1	7	49	7.0	19	0
W-@ Washington 10/2	16	48	3.0	8	2	2	5	2.5	6	0
W-Arizona 10/9	9	22	2.4	6	2	1	11	11.0	11	0
W-Philadelphia 10/16	26	106	4.1	12	1					
W-@ Arizona 10/23	21	76	3.6	23	1	2	10	5.0	6	0
W-@ Cincinnati 10/30	25	92	3.7	13	0	1	9	9.0	9	0
W-N.Y. Giants 11/7	35	163	4.7	28	2	3	13	4.3	7	0
L-@ San Francisco 11/13	26	78	3.0	11	2	6	32	5.3	15	0
W-Washington 11/20	21	85	4.0	28	2	2	8	4.0	6	0
W-Green Bay 11/24	32	133	4.2	30	2	6	95	15.8	68	0
W-@ Philadelphia 12/4	25	91	3.6	17	2	4	39	9.8	23	0
L-Cleveland 12/10	26	112	4.3	26	1	5	22	4.4	10	1
W-@ New Orleans 12/19	19	74	3.9	14	1	5	21	4.2	9	0
L-@ N.Y. Giants 12/24										

DNP - hamstring

Playoffs

W-Green Bay 1/8/95	7	44	6.3	12	1	1	3	3.0	3	0
L-San Francisco 1/15/95	20	74	3.7	14	2	3	5	1.7	5	0

1995

W-@ N.Y. Giants 9/4	21	163	7.8	60†	4	1	0	0.0	0	0
W-Denver 9/10	26	114	4.4	15	1	4	35	8.8	14	0
W-@ Minnesota 9/17	20	150	7.5	45	2	6	12	2.0	8	0
W-Arizona 9/24	21	116	5.5	28	2	3	53	17.7	40	0
L-@ Washington 10/1	22	95	4.3	14	0	8	38	4.8	15	0
W-Green Bay 10/8	31	106	3.4	16†	2	3	19	6.3	9	0
W-@ San Diego 10/15	22	68	3.1	15	2	5	15	3.0	12	0
W-@ Atlanta 10/29	26	167	6.4	41	1	5	30	6.0	12	0
W-Philadelphia 11/6	27	158	5.9	39†	2	3	22	7.3	12	0
L-San Francisco 11/12	18	100	5.6	33	1	6	50	8.3	20	0
W-@ Oakland 11/19	29	110	3.8	13†	3	3	22	7.3	15	0
W-Kansas City 11/23	18	56	3.1	15†	1	3	11	3.7	9	0
L-Washington 12/3	21	91	4.3	11	1	4	16	4.0	9	0
L-@ Philadelphia 12/10	27	108	4.0	13	1	3	8	2.7	7	0
W-N.Y. Giants 12/17	24	103	4.3	23	1	2	6	3.0	3	0
W-@ Arizona 12/25	24	68	2.8	13	1	3	38	12.7	15	0

Playoffs

W-Philadelphia 1/7/96	21	99	4.7	15	1	3	40	13.3	22	0
W-Green Bay 1/14/96	35	150	4.3	25	3	2	17	8.5	16	0
W-Pittsburgh 1/29/96	18	49	2.7	23	2	1	3	3.0	3	0

1996

L-@ Chicago 9/2	18	70	3.9	12	0	2	5	2.5	8	0
W-N.Y. Giants 9/8	24	82	3.4	16	0	3	12	4.0	5†	1
L-Indianapolis 9/15	26	101	3.9	12	1	2	14	7.0	16	0
L-@ Buffalo 9/22	15	25	1.7	6	1	1	9	9.0	9	0
W-@ Philadelphia 9/30	22	92	4.2	17	1	3	30	10.0	12	0





## E. Smith, Game-By-Game, 1996 (cont.)

	Rushing					Receiving				
	No.	Yds.	Avg.	Long	TD	No.	Yds.	Avg.	Long	TD
W-Arizona 10/13.....	21	112	5.3	18	2	4	10	2.5	7	0
W-Atlanta 10/20.....	15	50	3.3	10	2	2	7	3.5	9	1
W-@ Miami 10/27.....	22	74	3.4	13	0	7	44	6.3	14	1
L-Philadelphia 11/3.....	24	113	4.7	24	2	4	4	1.0	4	0
W-@ San Francisco 11/10.....	26	81	3.1	16	0	1	11	11.0	11	0
W-Green Bay 11/18.....	20	76	3.8	25	0	6	16	2.7	8	0
L-@ N.Y. Giants 11/24.....	11	18	1.6	6	0	4	24	6.0	10	0
W-Washington 11/28.....	29	155	5.3	42	3	2	9	4.5	11	0
W-@ Arizona 12/8.....	27	70	2.6	11	0	1	-1	-1.0	-1	0
W-New England 12/15.....	27	85	3.1	10	0	5	55	11.0	21	0
L-@ Washington 12/22.....					DNP					

## Playoffs

W-Minnesota 12/28.....	17	116	6.8	37t	2	4	26	6.5	15	0
L-@ Carolina 1/5/97.....	22	80	3.6	25	0	3	-2	-0.7	3	0

## 1997

W-@ Pittsburgh 8/31.....	26	69	2.7	9	0	3	25	8.3	12	0
L-@ Arizona 9/7.....	19	132	6.9	44	0	3	11	3.7	7	0
W-Philadelphia 9/15.....	27	91	3.4	9	0	3	10	3.3	4	0
W-Chicago 9/28.....	13	43	3.3	15	0	1	1	1.0	1	0
L-@ N.Y. Giants 10/5.....	19	91	4.8	20	0	6	24	4.0	7	0
L-@ Washington 10/13.....	17	61	3.6	16	0	2	23	11.5	24	0
W-Jacksonville 10/19.....	24	75	3.1	12	1	3	18	6.0	10	0
L-@ Philadelphia 10/26.....	25	126	5.0	17	0	5	36	7.2	20	0
L-@ San Francisco 11/2.....	7	31	4.4	12	0	1	6	6.0	6	0
W-Arizona 11/9.....	15	64	4.3	21	1	3	12	4.0	9	0
W-Washington 11/16.....	21	99	4.7	31	0	4	31	7.8	11	0
L-@ Green Bay 11/23.....	11	59	5.4	21t	1	2	2	1.0	5	0
L-Tennessee 11/27.....	10	22	2.2	4	0	3	20	6.7	9	0
L-Carolina 12/8.....	2	3	1.5	3	0					
L-@ Cincinnati 12/14.....	12	68	5.7	15	0					
L-N.Y. Giants 12/21.....	13	40	3.1	10	1	1	15	15.0	15	0

## 1998

W-Arizona 9/6.....	29	124	4.3	16	0	3	15	5.0	8	0
L-@ Denver 9/13.....	20	93	4.7	21	1	1	7	7.0	7	0
W-@ N.Y. Giants 9/21.....	7	21	3.0	5	0	3	18	6.0	8	0
L-Oakland 9/27.....	21	59	2.8	11	1					
W-@ Washington 10/4.....	28	120	4.3	21	1					
W-Carolina 10/11.....	21	112	5.3	32	1					
L-@ Chicago 10/18.....	16	78	4.9	14	0					
W-@ Philadelphia 11/2.....	23	101	4.4	17	1	1	11	11.0	11	0
W-N.Y. Giants 11/8.....	29	163	5.6	32	0	5	19	3.8	7	0
W-@ Arizona 11/15.....	26	118	4.5	18	3	2	16	8.0	24	0
W-Seattle 11/22.....	17	74	4.4	18	0	1	8	8.0	8	1
L-Minnesota 11/26.....	18	44	2.4	11	3	4	30	7.5	17	0
L-@ New Orleans 12/6.....	15	6	0.4	10	0					
L-@ Kansas City 12/13.....	14	42	3.0	11	0	4	41	10.3	17	1
W-Philadelphia 12/20.....	25	110	4.4	20	0	2	9	4.5	5	0
W-Washington 12/27.....	10	67	6.7	26t	2	1	1	1.0	1	0

## Playoffs

L-Arizona 1/2/99.....	16	74	4.6	32	0	1	10	10.0	10	0
-----------------------	----	----	-----	----	---	---	----	------	----	---

## Smith's Regular Season Top 10

Yards Rushing	
237 - @ Philadelphia, 10/31/93 (30 atts.)	
182 - @ Phoenix, 9/22/91 (23 atts.)	
174 - @ Atlanta, 12/21/92 (24 atts.)	
172 - vs. Philadelphia, 12/6/93 (23atts.)	
171 - @ Pittsburgh, 9/4/94 (31 atts.)	
168 - @ N.Y. Giants, 1/2/94 (32 atts.)	
167 - @ Atlanta, 10/29/95 (26 atts.)	
163 - vs. Philadelphia, 11/1/92 (30 atts.)	
163 - vs. N.Y. Giants, 11/7/94 (35 atts.)	
163 - @ N.Y. Giants, 9/4/95 (21 atts.)	
163 - vs. N.Y. Giants, 11/8/98 (29 atts.)	

Rushing Attempts	
35 - vs. N.Y. Giants, 11/7/94	
34 - @ Washington, 11/24/91	
32 - @ Cleveland, 9/1/91	
32 - @ Green Bay, 10/6/91	
32 - vs. Pittsburgh, 11/28/91	
32 - vs. Atlanta, 12/22/91	
32 - @ N.Y. Giants, 1/2/94	
32 - vs. Green Bay, 11/24/94	
31 - @ Pittsburgh, 9/4/94	
31 - vs. Green Bay, 10/8/95	

## NFL ALL-TIME TOUCHDOWN LEADERS (through 1998)

Career Touchdowns		Career Rushing Touchdowns	
1. 175 Jerry Rice		1. 125 EMMITT SMITH	
2. 145 Marcus Allen		2. 123 Marcus Allen	
3. 134 EMMITT SMITH		3. 110 Walter Payton	
4. 126 Jim Brown		4. 106 Jim Brown	
5. 125 Walter Payton		5. 101 John Riggins	

## NFL CAREER RUSHING LEADERS (through 1998)

No.	Name	Yrs.	Att.	Yards	Avg.	TD
1.	Walter Payton.....	13	3,838	16,726	4.4	110
2.	BARRY SANDERS.....	10	3,062	15,269	5.0	99
3.	Eric Dickerson.....	11	2,996	13,259	4.4	90
4.	Tony Dorsett.....	12	2,936	12,739	4.3	77
5.	EMMITT SMITH.....	9	2,914	12,566	4.3	125
6.	Jim Brown.....	9	2,359	12,312	5.2	106
7.	Marcus Allen.....	16	3,022	12,243	4.1	123
8.	Franco Harris.....	13	2,949	12,120	4.1	91
9.	THURMAN THOMAS.....	11	2,813	11,786	4.2	65
10.	John Riggins.....	14	2,916	11,352	3.9	104

CAPS - Still Active



## E. Smith's Cowboys Totals, cont.

<b>Yardage</b>	
70-79 yards .....	1
60-69 yards .....	4
50-59 yards .....	0
40-49 yards .....	1
30-39 yards .....	4
20-29 yards .....	7
10-19 yards .....	10
5-9 yards .....	18
4 yards .....	16
3 yards .....	15
2 yards .....	13
1 yard .....	36

<b>NFC/AFC</b>	
NFC Opponents .....	100
AFC Opponents .....	25

<b>Home/Away</b>	
Home .....	75
Away .....	50

Rushing Touchdowns Per Game  
(140 career games)

2	- Games with four touchdowns
7	- Games with three touchdowns
22	- Games with two touchdowns
52	- Games with one touchdown
57	- Games with zero touchdowns

## SMITH'S 125 RUSHING TOUCHDOWNS

<b>By Quarters</b>	
1st Quarter .....	30
2nd Quarter .....	32
3rd Quarter .....	27
4th Quarter .....	35
Overtime .....	1

<b>By Halves</b>	
1st Half .....	62
2nd Half .....	62
Overtime .....	1


<b>By Months</b>	
September .....	26
October .....	31
November .....	44
December .....	24

Total Touchdowns Per Game  
(140 career games)

2	- Games with four touchdowns
8	- Games with three touchdowns
24	- Games with two touchdowns
54	- Games with one touchdown
52	- Games with zero touchdowns

THROUGH 140 CAREER GAMES  
NFL All-Time Career Rushing Leaders

All-time Rank	Name	Att.	Yds.	Avg.	TDs
2	Barry Sanders .....	2,784	14,102	5.1	98
3	Eric Dickerson .....	2,964	13,157	4.4	90
1	Walter Payton .....	2,902	12,737	4.4	86
5	Emmitt Smith .....	2,914	12,566	4.3	125
4	Tony Dorsett .....	2,564	11,358	4.4	70



## Kevin Smith

## Cornerback

5'11" ☆ 190 ☆ 4/7/70

Texas A&amp;M

D-1a for '92 (17th overall)

NFL: 8th Year ☆ Cowboys: 8th Year



**GAMES/STARTS** (regular season, playoffs): 1992 (16/6, 3/3), 1993 (16/16, 3/3), 1994 (16/16, 2/2), 1995 (1/1, 0/0), 1996 (16/16, 2/2), 1997 (16/16), 1998 (14/14, 1/0). Total - (95/85, 11/10).

**PRO:** Throughout his very productive career, Kevin Smith has handled the pressure, success and criticism that accompanies playing one of the most difficult positions in professional sports with the character and heart of a champion. From day one of his NFL career when he was drafted in the first round out of Texas A&M in 1992, Smith has been in the spotlight and on the hot seat of the Dallas defense. He took over the starting corner position 10 games into his rookie season and started Super Bowl XXVII as a 22-year old rookie. He performed like a seasoned veteran in 1993, and he registered 17 passes defended in 1994. He returned from a ruptured right Achilles tendon suffered in 1995 to establish a career-high with 18 passes defended in 1996. Including 1998, Smith has led the Cowboys in passes defended every year he's been in the league, except 1992 (rookie season) and 1995 (missed due to injury). He currently has 18 career interceptions, which is more than any current Cowboy player has collected while wearing a Dallas uniform. Since the 1996 season, he has handled the uncommon workload of playing opposite Deion Sanders in the Dallas secondary, and during that time, Smith has never shied away from a test or a challenge. Smith's confidence, natural ability, consistency and intelligence have helped him earn a reputation as one of the NFL's most productive cornerbacks.

**1998:** Smith led the Cowboys in passes defended with 15 and he tied for second on the squad in interceptions with two. His 64 tackles ranked sixth on the team, and that figure marked his highest tackle total since 1994 (71). In the season opener against Arizona (9/6), Smith was second on the team in tackles with six while adding two passes defended. In the Monday night win at the N.Y. Giants (9/21), he recorded four tackles and helped limit the Giants to a 49% completion rate and 196 net yards passing. The following week against Oakland (9/27), Smith had two tackles, a tackle for a loss and batted down a pass while helping limit the Raiders to 159 net yards passing. At Washington (10/4), he had four tackles and helped limit the Redskins to 256 yards (164 passing). Two weeks later at Chicago (10/18), he turned in a season-high seven tackles in the loss to the





Bears. In the Cowboys win over the Giants (11/8), Smith tied his season-high tackle total (seven) and helped limit the Giants to 127 yards passing on 12-of-24 attempts. Smith broke up two passes and forced a fumble, while the Giants starting wide receivers accounted for just four receptions on the day. In the 35-28 win over Arizona (11/15), Smith suffered a separated left shoulder while breaking up a pass in the second quarter. He returned to action and finished the day with another season-high tying seven tackles. He also broke up a career-high tying four passes. The following week against Seattle (11/22), Smith recorded his first interception of the season, and his first in 22 games (dating back to Chicago on Sept. 28, 1997). He was also second on the team with six tackles and led the team with two passes defended. Four days later on Thanksgiving Day, Smith suffered a strained lower back in the loss to the Vikings (11/26). In that game, Smith was forced into punt returning duties following injuries to Deion Sanders and Kevin Mathis in the two previous games. Smith responded with one return for 11 yards, marking his first punt return attempt (the second of his career) since a Thanksgiving Day game against the Giants on Nov. 26, 1992. Smith was forced to sit out the following two weeks with the strained lower back, missing road games at New Orleans (12/6) and Kansas City (12/13). He returned to the starting lineup at right cornerback, in place of the injured Sanders, against Philadelphia (12/20). In that division-clinching win over the Eagles, Smith registered his second interception of the season, setting up a Dallas field goal. In the season ending win over the Redskins (12/27), Smith had four tackles and a pass defended while helping limit the Redskins to 82 total yards in the second half. He did not start the playoff game against Arizona (1/2/99), but saw action in a reserve role. It was the first time since his rookie season that Smith did not start a game in which he played.

**1997:** For the fourth time in his career, Smith led the team in passes defended with 13, while finishing the year with 46 tackles, two forced fumbles, a tackle for a loss and an interception. With help from Smith, Dallas finished the season ranked second in the NFL in total defense and was the top ranked pass defense (157.6 yards-per-game). He opened the season with three tackles, two deflected passes and a forced fumble at Pittsburgh (8/31), helping hold the Steelers to 89 net yards passing and 174 yards of total offense. Against Philadelphia (9/15), he teamed with Sanders to hold the Eagles three starting wide receivers to six catches for 61 yards while recording one tackle. He recorded his only interception of the season against Chicago (9/28) when he picked off a Rick Mirer pass and returned it 21 yards to set up the Cowboys at the Bears' six-yard line. He also helped limit the Bears to 102 yards passing on the day. He registered three tackles at the Giants (10/5) while helping hold New York to 109 passing yards and 166 total yards. He totaled four tackles and two passes defended at Philadelphia (10/26) before registering seven tackles and a forced fumble at San Francisco (11/2). He also deflected two passes while helping hold the 49ers starting receivers to five catches for 88 yards. Smith helped shut out the Redskins starting wide receivers while recording four tackles against Washington (11/16) in the Cowboys 17-14 come-from-behind victory. At Green Bay (11/23), he defended two passes and totaled three tackles. On Thanksgiving Day against Tennessee (11/27), Smith helped limit the Oilers to 81 passing yards while recording a tackle and a pass defended. He recorded two tackles and his first career tackle for a loss (for minus two yards) the next week against Carolina (12/8) before totaling a season-high eight tackles at Cincinnati (12/14).

**1996:** Smith showed steady progress through the slow, arduous process of rehabilitating his Achilles injury and was able to report to training camp in the type of shape that allowed him to open the regular season as a starter. He was the Cowboys team leader in passes defended with a career-high 18, and he tied Darren Woodson for the club lead in interceptions with five. As a result of his inspiring comeback, Smith was selected by his teammates as the recipient of the 1996 Ed Block Courage Award. In the season opener at Chicago (9/2), he registered five tackles while picking up his first interception since November of 1994. The following week against the Giants (9/8), Smith intercepted a Dave Brown pass on the game's opening play and returned it 22 yards to the Giants 12-yard line. In the win over Arizona (10/13), he tied a career-high with four passes defended and picked up his third interception of the season. The next week, he tied a career-high with seven solo tackles against Atlanta (10/20), while finishing the day with a season-high eight stops and one pass defended. In the win at Miami (10/27), Smith recorded his fourth interception of the season when he picked off Dan Marino in the third quarter. His interception led to a Dallas touchdown, and he received a game ball for helping limit the Dolphins to 173 yards passing. Smith recorded a pair of seven-tackle outings against Philadelphia (11/3) and San Francisco (11/10). He then teamed with Sanders to help limit Green Bay's starting receivers to six catches for 48 yards in the Cowboys 21-6 Monday night victory over the Packers (11/18). Six days later, Smith picked up his fifth interception of the year (career interception No. 15) in a loss to the Giants (11/24) in New Jersey.

**1995:** In the season opener at the N.Y. Giants (9/4), Smith suffered a partially ruptured right Achilles. The injury forced him to miss the remainder of the 1995 season, in which the Cowboys went on to defeat the Pittsburgh Steelers in Super Bowl XXX (1/28/96). Smith was injured while making his 39th consecutive start for Dallas - the second longest streak among Dallas defensive players.

**1994:** For the second straight year, Smith was the Cowboys' team leader in passes defended with a then career-high 17, and he was seventh on the team in total tackles with 71. He tied his single game career-best total for solo tackles with seven against Houston (9/11), and he finished that game with nine total tackles - tying his highest total of the year. He also had nine stops in the loss to Cleveland (12/10). At Cincinnati (10/30), he established a personal-best for passes defended with four in the Cowboys 23-20 victory. Smith recorded his only two interceptions of the regular season - and his first career multiple interception game - in the Cowboys 31-7 win over Washington



(11/20). In the divisional playoff win over Green Bay (1/8/95), he collected his first career postseason interception.

**1993:** As a second-year player, Smith led the Cowboys in interceptions with six, collecting more than any other Dallas player since Michael Downs (six) in 1986. Smith tied for second in the NFC in interceptions while finishing the year seventh overall in the NFL. He was also the team leader in passes defended with 13 and tied for the team lead in forced fumbles with three. He closed out the season ranked fifth on the team in tackles with 90 and third on the team in solo tackles with 73. Against the Jets (12/18), Smith became the first Cowboy defender since 1990 to be named NFC Defensive Player of the Week after recording seven tackles, two forced fumbles, a fumble recovery (his first NFL fumble recovery) and an interception, which he returned 32 yards for a touchdown (the first of his career). He registered a career-high 10 tackles at Indianapolis (10/10) and added an interception. He also tallied interceptions against Buffalo (9/12), Green Bay (10/6), at Minnesota (12/12) and against the Redskins (12/26).

**1992:** As a rookie, Smith started nine games (including playoffs), and he registered 36 tackles, seven passes defended, two interceptions, one forced fumble and one fumble recovery. He picked up his first career interception on the first play of the game at Denver (12/6). He then closed the regular season with a theft against Chicago. In the NFC Championship Game at San Francisco (1/17/93), Smith was a visible factor in the Dallas secondary, collecting a season-high eight tackles (seven solos) and returning a fumble recovery 11 yards. His regular season-high for tackles came against the Giants (11/26) with six stops. His early season development was hampered somewhat by a preseason hamstring pull that kept him out of much of the full speed training camp work. He picked up his first career start against Phoenix (11/22). Smith was only the third defensive back drafted by Dallas in the first round (Aaron Kyle, 1976 and Rod Hill, 1982), and he was chosen with the highest pick ever used on a Dallas defensive back.

**COLLEGE:** Midway through his final college season, Smith was called upon to return punts and quickly became one of the nation's finest. He returned one punt 71 yards for a score against Rice and then added a 73-yard touchdown return against Texas. He finished the season with a 14.7-yard return average, good for sixth in the nation. Smith scored six special teams/defensive touchdowns in four years at Texas A&M. He set a Southwest Conference record for career interceptions with 20, tied the conference mark for career touchdowns on interceptions with three and set Texas A&M career records for interception return yards (289) and passes defended (32). In addition, Smith, who missed only one game during his four years at A&M, started 38 straight games to end his career. A semifinalist for the Jim Thorpe Award, Smith also earned consensus All-America honors in 1991 and was an All-SWC selection for three straight years.

**PERSONAL:** In his senior year at West Orange Stark High School in Orange, TX, Kevin Rey Smith recorded 12 interceptions and caught nine touchdown passes while playing wide receiver. He also competed in baseball, basketball and track in high school. During his senior year at A&M, Smith roomed with Cowboys linebacker Quentin Coryatt, who was selected by Indianapolis with the second overall pick in the 1992 NFL Draft. Smith majored in recreation, parks and tourism at Texas A&M. His twin sisters received track scholarships to college, but both chose to bypass athletics and pursue engineering degrees.

K. SMITH'S COWBOYS TOTALS

Year	Solo	Tackles Ast.	Tot.	Sacks.	Tk/ Loss	QB Press	Passes Def.	For. Fum.
1992	22	9	31	0	0	0	8	1
1993	73	17	90	0	0	0	13	3
1994	57	14	71	0	0	0	17	0
1995	3	1	4	0	0	0	0	0
1996	48	10	58	0	0	0	18	0
1997	37	9	46	0	1(-2)	0	13	2
1998	53	11	64	0	1(-1)	0	15	1
Totals	293	71	364	0	2(-3)	0	84	7

Year	Solo	Tackles Ast.	Tot.	Sacks.	Tk/ Loss	QB Press	Passes Def.	For. Fum.
1992	11	2	13	0	0	0	2	0
1993	14	1	15	0	0	0	4	0
1994	4	2	6	0	0	0	2	0
1996	3	3	6	0	0	0	2	0
1998	0	0	0	0	0	0	0	0
Totals	32	8	40	0	0	0	10	0

Year	Pass Interceptions				
	No.	Yds.	Avg.	Long	TD
1992	2	10	5.0	7	0
1993	6	56	9.3	32t	1
1994	2	11	5.5	11	0
1996	5	45	9.0	24	0
1997	1	21	21.0	21	0
1998	2	31	15.5	22	0
Totals	18	174	9.7	32t	1

Year	No.	Yds.	Avg.	Long	TD
1992	1	2	2.0	2	0


**Additional Statistics**  
**Kickoff Returns:** 1992 (1 ret., 9 yds.), 1993 (1 ret., 33 yds.)  
**Playoffs:** 1992 (1 ret., 11 yds.)  
**Punt Returns:** 1992 (1 ret., 17 yds.), 1998 (1 ret., 11 yds.)

Year	Opponents' Fumbles Recovered				
	No.	Yds.	Avg.	Long	TD
1993	1	14	14.0	14	0

Year	No.	Yds.	Avg.	Long	TD
1992	1	11	11.0	11	0

**Single-Game Bests**  
 Tackles - 10 @ Indianapolis, 10/10/93  
 Playoffs - 8 vs. Buffalo, 1/31/93 and vs. Buffalo, 1/30/94  
 Interceptions - 2 vs. Washington, 11/20/94  
 Passes Defended - 4 three times, last @ Arizona, 11/15/98  
 Playoffs - 2 @ Carolina, 1/5/97





## Myron Smith

### Linebacker

6'1" ★ 225 ★ 3/28/75

Louisiana Tech

FA for '98

NFL: 2nd Year ★ Cowboys: 2nd Year




**GAMES/STARTS** (regular season, playoffs): 1998 (0/0, 0/0).

**PRO:** With the loss of linebacker Nate Hemsley to a dislocated right ankle and fractured fibula last September, the Cowboys were looking to add depth to their linebacking corps and Myron Smith provided just the answer. Although he would see no regular season action for Dallas, Smith provided the club a promising young back-up and a dedicated player on the practice field. The talent and potential he displayed during his time on the practice field encouraged the coaching staff to bring him back for a full training camp with the Cowboys in 1999. Smith not only provides Dallas with depth at linebacker, but he can also play a major role with the club's special teams units.

**1998:** Smith's rookie season started with the Oakland Raiders, where he signed as a rookie free agent. He was released by the Raiders following the preseason and re-signed to their practice squad. On Sept. 30, Dallas signed Smith off the Oakland practice squad following Nate Hemsley's season ending ankle injury. He spent the next eight games on the Cowboys active roster but was deactivated prior to each game. On Dec. 3 Smith was released to make room on the roster for Tyrone Hughes and signed to the practice squad, where he spent the remainder of the season.

**COLLEGE:** As a senior at Louisiana Tech, Smith earned All-Louisiana honors after leading the team with a career-high 148 tackles. During his junior campaign, he finished third on the team with 98 tackles. Against Central Michigan, he registered 12 stops and a sack, and he led the team with 10 tackles at Texas A&M. At Arkansas State in the season finale, he totaled 16 tackles and an interception. Smith finished his sophomore season with 69 tackles, two sacks and four passes defended. In 1994 during his first full season, Smith played in 11 games as a safety and linebacker, recording eight tackles and a tackle for a loss. He began his collegiate career as a running back in 1993, but he tore the ACL in his left knee against Alabama and was forced to sit out the season.

**PERSONAL:** Smith was an all-district safety and running back at Corsicana, TX, High School. During one game as a senior, he rushed for over 100 yards as a running back and collected 10 tackles as a safety. Smith, who earned his degree in business management, also ran track for Corsicana High.



## Tarik Smith

### Running Back

5'10" ★ 216 ★ 4/16/75

California

D-7a for '98 (223rd overall)

NFL: 2nd Year ★ Cowboys: 2nd Year



**GAMES/STARTS** (regular season, playoffs): 1998 (0/0, 0/0).

**PRO:** Tarik Smith came to the Cowboys in 1998 with a reputation as one of college football's most dangerous game-breaking threats. His athleticism and speed gave him big-play ability as both a runner and a receiver. After spending a year learning the professional game from All-Pro running backs Emmitt Smith and Chris Warren and adding strength in the weight room, Smith is ready to show coaches that he can be an explosive player. It is his work ethic, talent and desire that have Cowboys coaches excited about what he can contribute on the field this fall.

**1998:** Smith was impressive during the preseason, leading the Cowboys with 12 receptions and finishing second to Emmitt Smith with 116 rushing yards. He was deactivated for the first three games of the regular season before being released on Sept. 22. He was then re-signed on Sept. 23 to Dallas' practice squad, where he spent the remainder of the season. A seventh-round draft choice, Smith is the second player from the University of California to make a Cowboys roster.

**COLLEGE:** Despite medical setbacks, Smith finished his career at California with a healthy 4.8 yard rushing average. As a senior, he was the Bears leading rusher with 636 yards and seven touchdowns. After an extremely impressive start to his junior year, Smith missed the final eight games of the season after tearing the anterior cruciate ligament in his right knee in the third game of the season. Prior to that point, Smith had amassed an outstanding 7.1 yard rushing average with 400 yards – and four touchdowns – on just 56 carries. At San Jose State in his first collegiate start, Smith rushed for 183 yards on 26 carries, and he added 174 yards on 24 attempts against San



Diego State to open his junior season. He played for current San Francisco 49ers head coach Steve Mariucci as a junior. As a sophomore, he saw action in 10 games and compiled an impressive 5.3 yard average with 391 rushing yards on 74 carries. A right hamstring injury bothered him throughout the 1994 season, and he was ultimately granted a medical redshirt for the year. Smith saw action in 10 games as a true freshman in 1993.

**PERSONAL:** Smith established a reputation as one of the nation's finest prep athletes at Oak Park High in Agoura, CA, where he earned prep All-America honors. As a senior, he missed four games with a sprained left shoulder but still managed 746 yards rushing on 84 carries. That followed a brilliant junior season in which he rushed for 1,789 yards and an 8.9 yard average. He also had a personal best long jump of 23' 9" as a stand out track performer. Smith, a sociology major at Cal, was born in Fort Worth, TX.



## Mark Stepnoski

### Center

6'2" ★ 265 ★ 1/20/67

Pittsburgh

UFA(Ten.) for '99

NFL: 11th Year ★ Cowboys: 7th Year



**GAMES/STARTS** (regular season/postseason): 1989 (16/4), 1990 (16/16), 1991 (16/16, 2/2), 1992 (14/14, 3/3), 1993 (13/13), 1994 (16/16, 2/2), 1995 (16/16-Hou.), 1996 (16/16-Hou.), 1997 (16/16-Tenn.), 1998 (13/13-Tenn.). Total – 152/140, 7/7 (Dallas 91/79, 7/7).

**PRO:** After a four year visit to the AFC, Mark Stepnoski returned to his NFL origins and rejoined many of his former teammates in Dallas this season. Considered one of the premier centers in the NFL, Stepnoski spent his first six NFL seasons with the Cowboys and was a member of two Cowboys Super Bowl championship teams (XXVII, XXVIII). During that time, he started a string of five consecutive Pro Bowl appearances (three with the Cowboys, 1993-95 and two with the Oilers, 1996-97). He was only the second center in Cowboys' history to earn a spot in the Pro Bowl, and he was the first to make more than one trip to Hawaii. Stepnoski was originally drafted by the Cowboys in the third round (57th overall) in 1989, and he later signed with the Oilers as an unrestricted free agent on March 23, 1995. In six of his nine NFL seasons, he has helped a running back crack the top five in NFL rushing yards.

**1998:** Stepnoski had a streak of 48 consecutive starts at center, dating back to day one of his Oilers' career, snapped when he missed the first three games of the 1998 season with a knee injury. After starting all four preseason games, he underwent arthroscopic surgery on his right knee and was placed on the inactive list for the Oilers first three games. He returned to the lineup against Jacksonville (9/27) and continued his stellar play at center, starting the final 13 contests. Along the way, he helped anchor an offensive line that jump-started the NFL's ninth-best rushing attack (123.1 yards-per-game). Beginning with his second week back in the lineup, the Oilers put together a string of seven consecutive games with over 110 yards on the ground. Eddie George had five consecutive games with over 100-yards during that stretch, including 153 yards at Pittsburgh (11/1).

**1997:** Stepnoski started all 16 games at center and blocked for a line that guided the Oilers to the fourth-highest rushing total (2,414 yards) in franchise history, a mark that was also third-best in the league in 1997. His work with the line aided George to eight 100-plus-yard performances, including a 216-yard game against Oakland (8/31) that tied the club's all-time single game rushing total. Three times in 1997 the line did not allow a sack (at Miami, 9/7; at Jacksonville, 11/16 and at Dallas, 11/27). Against Dallas (11/27), he was part of a line that controlled the line of scrimmage during a 21-play drive that consumed 13:27 in a 27-14 win.

**1996:** Stepnoski earned his fifth consecutive Pro Bowl selection in 16 starts at center for the Oilers. In addition, he earned second-team All-Pro honors from Associated Press and *Football Digest*. He was also a second team All-AFC selection by UPI. He centered a line that helped George gather Rookie-of-the-Year honors while rushing for 1,368 yards. Overall, the Oilers' ground attack finished sixth in the NFL and gained 1,950 yards (eighth-highest in team history). He was part of an offensive line that paved the way for George's 143 yards rushing at Jacksonville (9/8). In an overtime win at Cincinnati (10/6), Stepnoski recorded the 100th start of his NFL career. He had a key block on George's 37-yard run in the fourth quarter at the Falcons (10/13). He started at New Orleans (11/10) but left the game in the fourth quarter with a sore hamstring. He then helped the Oilers rush for 243 yards on 48 carries (5.1 avg.) at the Jets (12/1), marking the most yards on the ground by the Oilers since the team rushed for 257 yards at Green Bay (12/14/80). He also had a key block to set George loose on 35-yard touchdown run against the Jets.

**1995:** Stepnoski agreed to terms with the Oilers as an unrestricted free agent on March 11 (officially signed March 23) and went on to start all 16 games, centering a line that cut its sack total in half from the previous season (65 in 1994 to 32 in 1995). In his first game as an Oiler – at Jacksonville (9/3) – he had key blocks on both Gary Brown's 21-yard run and Rodney Thomas' 32-yard scamper. He was part of an offensive line at Cincinnati (9/24) that helped the Oilers gain 487





net yards of offense, the team's highest output since a 583-yard performance against the Cowboys (11/10/91). He helped the offense piece together three nine-minute drives (all resulted in field goals) against the Buccaneers (10/29), and he played in his 100th NFL game at the Browns (11/5). At Kansas City (11/19), he was part of an offensive line that did not allow a sack to a Chiefs' defense that was averaging 3.3 sacks-per-game.

**1994:** Stepnoski returned to All-Pro form after missing most of the preseason while recovering from surgery on a torn anterior cruciate ligament in his right knee. He started 16 games at center (plus both postseason contests) and was selected as the starting center in the Pro Bowl for the NFC (third consecutive Pro Bowl, first as a starter). Other honors included first-team All-Pro choice by *Sports Illustrated* (Dr. Z's), second-team All-Pro accolades from AP and *Football Digest*, and first-team All-NFC selection by UPI and *Football News*. He anchored a Cowboys line that established a then team record by allowing just 20 sacks (93 yards in losses), surpassing the previous best of 23 set in 1992. The team also led the NFL in allowing the fewest yards in QB sacks, while ranking fourth in total sacks against. In a 26-9 win over the Steelers (9/4), Stepnoski earned a game ball in his first regular season action since suffering the knee injury against the Vikings in 1993. He suffered a sprained ankle in the third quarter against Philadelphia (10/16) and did not return to action. Despite the ankle injury, he started and played the entire game the following week at Arizona (10/23).

**1993:** Despite having his season cut short by a right knee injury, Stepnoski was selected to his second straight Pro Bowl. He also gained second-team All-Pro recognition from *College and Pro Football Newsweekly*, as well as first-team All-NFC honors from UPI and *Football News*. He anchored the middle of a line that helped Emmitt Smith earn his third straight rushing title and rank second in the NFL in rushing offense (135.1 yards-per-game). In addition to outstanding run blocking, the offensive line allowed the lowest number of sacks in the NFL (29 for just 10.2 yards-per-game). Stepnoski was given a game ball in the Vikings' game (12/12) despite leaving with a torn ACL (right knee). He underwent surgery on Jan. 4, 1994.

**1992:** Stepnoski anchored a line that helped the team to victory in Super Bowl XXVII. He was selected to his first Pro Bowl, while gathering second-team All-Pro honors from AP. He also received All-NFC recognition from UPI and *Football News*. He was part of a line that allowed just 23 sacks (second lowest in the NFL) for 112 yards in losses (lowest in the NFL). The offensive front registered 11 regular season games of permitting one sack or less, and he also helped pave the way for Smith's second straight rushing title (1,713 rushing yards). Stepnoski was not on the active roster against the Redskins (9/7) and at the Giants (9/13) in the aftermath of a contract holdout. His blocking against Philadelphia (11/1) allowed Smith to become the first back to rush for over 100 yards (163 on 30 carries) against the vaunted Eagles defense in over 50 games.

**1991:** Stepnoski started all 16 games at center (plus two postseason contests) and was a key figure on an offensive line that helped Smith gain a league-leading 1,563 yards. He centered a line that allowed two-sacks-or-less in 11 of the 16 regular season games, while surrendering one sack or less in eight games.

**1990:** In just his second NFL season, Stepnoski became a full-time starter for the Cowboys.

**1989:** Stepnoski saw action in all 16 games as a rookie, starting the final four games at center. He became the first rookie to start at center for the Cowboys since Robert Shaw in 1979. He was part of a draft class that produced Troy Aikman, Daryl Johnston and Tony Tolbert.

**COLLEGE:** A four-year starter at the University of Pittsburgh, Stepnoski earned All-America honors as a senior and was an Outland Trophy finalist and Lombardi Award semifinalist. In addition to recognition on the field, he was a two-time Academic All-America and one of 11 National Football Foundation and Hall of Fame scholar-athletes. Slowed by an ankle injury as a junior, Stepnoski missed the only game of his collegiate career. He received third-team All-America notice and made the *Football News* Sophomore All-America Team in 1986. He became the starting guard for the Panthers in the third game of his freshman year. He majored in communications.

**PERSONAL:** Mark Matthew Stepnoski attended Cathedral Prep-Pa., High School, lettering in football. He was named All-America by *USA Today* and *Parade Magazine* as senior. His father, Marty, was a teammate of Hall-of-Fame receiver Fred Biletnikoff on Erie Tech's 1960 high school football team. Mark was born on Jan. 20, 1967, in Erie, Pa.



## Omar Stoutmire

### Safety

5'11" ★ 198 ★ 7/9/74

Fresno State

D-7 for '97 (224th overall)

NFL: 3rd Year ★ Cowboys: 3rd Year



**GAMES/STARTS** (regular season, playoffs): 1997 (16/2), 1998 (16/12, 1/0). Total - 32/14, 1/0.

**PRO:** When the Cowboys drafted Omar Stoutmire in the seventh round of the 1997 NFL Draft, they were looking for a player that could provide depth in the secondary and contribute on special



teams. In two seasons, he has provided that and more, finishing sixth on the team with 76 tackles to lead all non-starters as a rookie and then earning the starting free safety position in his sophomore campaign. Stoutmire used his athleticism and range to fight his way into the starting lineup in 1998, and his play in the secondary helped the Cowboys finish the year with the third best scoring defense in the NFL, surrendering just 17.2 points-per-game. Stoutmire will again be battling for the starting free safety spot this year, but whether starting or not, Cowboys coaches will be expecting big things in 1999 from their last draft choice in 1997.

**1998:** Stoutmire, who started the first 12 games of the season after an intense training camp battle with George Teague and Kenny Wheaton, finished fifth on the team with 77 tackles. He also tied for second on the club with five tackles for a loss and two forced fumbles. In his first game as the regular starter at free safety, against Arizona (9/6), Stoutmire recorded four tackles and helped limit the Cardinals to 205 total yards (45 rushing, 160 passing). The next week at Denver (9/13), he tied for fourth on the team with five tackles and added a tackle for a loss and a pass defended. In one of his best all-around games of the season, Stoutmire finished third on the team in tackles with seven, recorded his first sack of the season along with a tackle for a four yard loss on a screen pass at the N.Y. Giants (9/21). He also forced a fumble and recovered another (the first of his career) in the fourth quarter at the Dallas 14-yard line to stop a Giants drive. He was fourth on the team with nine tackles against Oakland (9/27) and helped limit the Raiders to 159 net yards passing. His four tackles against Carolina (10/11) helped limit the Panthers to 35 yards rushing. In a 13-12 loss at Chicago (10/18), Stoutmire had a season-high 10 tackles, third best on the team, and forced an Edgar Bennett fumble to set up a Dallas field goal. When the Cowboys traveled to Philadelphia (11/2), Stoutmire was third on the team with six tackles, tops among defensive backs, and helped limit the Eagles to 200 yards of total offense (104 passing). The next week, he was second on the team with eight tackles and a tackle for a loss against the N.Y. Giants (11/8) while helping limit the Giants to 127 yards passing on the day. Stoutmire led the team with two tackles for losses and finished third with seven tackles at Arizona (11/15). Despite being bumped from the starting lineup for the final four regular season games by Teague beginning at New Orleans (12/6), he recorded three tackles while playing in the nickel packages. The next week at Kansas City (12/13), Stoutmire was second on the team with two special teams tackles. In his first career post-season action, he recorded two tackles in nickel and 45 defensive packages against Arizona (1/2/99).

**1997:** Stoutmire finished his rookie season with 76 tackles, two sacks, two tackles for loss, two interceptions, two passes defended, a forced fumble and seven special teams tackles. His 76 tackles placed him seventh in the NFL among rookies and led all Cowboy non-starters. His two sacks were the most by a Dallas rookie since Russell Maryland had 4.5 in 1991. He saw his first NFL action in the season opener at Pittsburgh (8/31), recording three tackles and a fourth quarter sack, the first sack by a Dallas rookie since Darrin Smith recorded one against San Francisco on Oct. 17, 1993. Stoutmire led the team with three special teams tackles at Arizona (9/7), while also forcing a fumble and adding two tackles in the nickel defense. He totaled four tackles and two special teams tackles against Chicago (9/28) before registering four stops and a sack in extended playing time after Darren Woodson hyperextended his right knee at Washington (10/13). He saw considerable playing time against Jacksonville (10/19) when Woodson was forced from the game after re-aggravating his right knee, recording four tackles and his first career interception to kill the Jaguars final drive. He earned his first NFL start at Philadelphia (10/26) for Woodson and totaled 13 tackles. It was the first time Dallas had started a rookie at safety in a non-strike game since 1981 (Michael Downs). Stoutmire logged five tackles against Arizona (11/9), and he finished with eight tackles and a tackle for a loss at Green Bay (11/23). He started his second game on Thanksgiving Day against Tennessee (11/27) for an injured Woodson and posted a career-high 16 tackles while helping limit the Oilers to 81 yards passing. Against Carolina (12/8), he registered seven tackles and a tackle for a loss. He recorded his second interception of the season at Cincinnati (12/14) before closing his rookie campaign with four tackles against the Giants (12/21).

**COLLEGE:** Stoutmire was an All-Western Athletic Conference choice as a senior after recording 87 tackles, two tackles for losses, a pass defended and a quarterback pressure. As a junior, Stoutmire established a school and conference record for tackles in a season with 198, averaging 16.5 tackles-per-game. For the season, he reached double figures in tackles in 11-of-12 games, while also recording two interceptions, a fumble recovery and a forced fumble. As a sophomore, Stoutmire finished fourth on the team with 80 tackles and led the team with five sacks on his way to honorable mention All-WAC honors. He also finished second on the squad with eight passes defended and three fumble recoveries despite missing nearly three full games with an ankle injury. As a true freshman in 1993, Stoutmire totaled 93 tackles, two interceptions, two forced fumbles, two fumble recoveries and a sack.

**PERSONAL:** Stoutmire was a *SuperPrep* All-America while earning All-Moore League and all-city honors at Poly High School in Long Beach, CA, where he played defensive back and tight end. Stoutmire was named Fresno State's Scholar-Athlete of the Year in 1993.

STOUTMIRE'S COWBOYS TOTALS

Year	Tackles			Sacks	Tk/ Loss	QB Press.	Passes Def.	For. Fum.	Special Teams		
	Solo	Ast.	Tot.						Solo	Ast.	Tot.
1997	35	41	76	2.0 (-9)	2(-4)	0	2	1	4	3	7
1998	39	38	77	1.0 (-9)	5(-15)	3	2	2	1	1	2
Total	74	79	153	3.0 (-18)	7(-19)	3	4	3	5	4	9





## STOUTMIRE'S COWBOYS TOTALS (cont.)

Year	Pass Interceptions				TD
	No.	Yds.	Avg.	Long	
1997	2	8	4.0	8	0

Year	Opponents' Fumbles Recovered				TD
	No.	Yds.	Avg.	Long	
1998	1	0	0.0	0	0

## Single-Game Bests

Total Tackles - 16 vs. Tennessee, 11/27/97  
 Solo Tackles - 7 vs. Tennessee, 11/27/97  
 Assists - 9 @ Philadelphia, 10/26/97 and vs. Tennessee, 11/17/97  
 Tackles for a loss - 2 @ Arizona, 11/15/98



## George Teague

## Safety

6'1" ★ 195 ★ 2/18/71

Alabama

FA for '98

NFL: 7th Year ★ Cowboys: 3rd Year



**GAMES/STARTS** (regular season, playoffs): 1993 (16/12, 2/2-G.B.), 1994 (16/16, 2/2-G.B.), 1995 (15/15, 3/3-G.B.), 1996 (16/8, 2/2-Dal), 1997 (15/6, 1/0-Mia), 1998 (16/5, 1/1). Total - 94/62, 11/10 (Dallas - 32/13, 3/3).

**PRO:** George Teague returned to the Dallas Cowboys when he signed as a free agent on May 6, 1998. He brings experience and big play ability to the Dallas secondary and should play a prominent role in the starting free safety picture for 1999. Teague displayed his knack for the big play in his original tour of duty in Dallas during the 1996 season, recording a career-high four interceptions and 70 tackles. He also turned the tide for Dallas in a 1996 playoff game against Minnesota when he forced two fumbles and returned an interception for a touchdown. Against Detroit in a 1993 playoff game as a member of the Packers, he returned an interception 101 yards for a touchdown (the longest in NFL postseason history), and he returned an interception 74 yards against Cincinnati in 1995. Following a successful 1996 season with Dallas, Teague accepted a free agent offer from Miami and spent the 1997 season with the Dolphins.

**1998:** Teague started the season in a reserve capacity, contributing to nickel situations, before winning the starting free safety job in Week 11. He held onto that position through the postseason loss to Arizona (1/2/99). Teague finished the season ranked 10th on the team in tackles with 52, while also registering the first two sacks of his seven year career and contributing nine special teams tackles. Teague earned his first start of the '98 season at free safety in the win over Seattle (11/22). He played, but did not start, the following week against Minnesota (11/26), and then started the remaining four games of the season at free safety. In his second start, at New Orleans (12/6), Teague responded with eight tackles and the first two sacks of his career. The next week at Kansas City (12/13), he added six tackles and a special teams stop. In the division-clinching win over Philadelphia (12/20), he tied for the team lead with a season-high 10 tackles. He matched that 10 tackle total in the following week's win against the Redskins (12/27), while also breaking up a season-high three passes.

**1997:** Teague signed with the Miami Dolphins on March 20 as an unrestricted free agent. He made his Dolphins debut against Indianapolis (8/31), recording one tackle. He suffered a left ankle sprain the next week against Tennessee (9/7), causing him to miss the remainder of the Oilers game and to be inactive at Green Bay (9/14). In his first start of the season, Teague totaled four tackles against Baltimore (10/19) before recording a season-high 11 tackles and a forced fumble against Chicago (10/27). Teague preserved Miami's 24-17 victory over the N.Y. Jets (11/9) when he intercepted a Glenn Foley pass with 1:15 remaining in the game. He also registered five tackles and two passes defended against the Jets. Against Buffalo (11/17), Teague tallied four stops and an interception before totaling four tackles against Detroit (12/7). He closed out the year with two tackles against New England (12/22) in the season finale. He totaled two more tackles at New England (12/28) the next week in a wild card playoff game.

**1996:** Teague was traded from Green Bay to Atlanta on July 16 and was then released by the Falcons on Aug. 17. He signed with Dallas on Aug. 23 and went on to record the second highest tackle total of his career (70). Teague also established a career-high with four interceptions to finish second on the team. He recorded a tackle in his Dallas debut at Chicago (9/2) before sealing the Cowboys victory at Philadelphia (9/30) by intercepting a Ty Detmer pass at the Cowboys eight-yard line with 1:58 remaining. He started his first game against Atlanta's (10/20) run-and-shoot offense and recorded 10 tackles and two special teams tackles. He registered five stops at San Francisco (11/10), and he took over the starting free safety job against Green Bay (11/18) after Brock Marion fractured a scapula in the 49ers game. He totaled five tackles against the Packers and at the N.Y. Giants (11/24), helping limit the Giants to 104 net passing yards. Against Washington (11/28), he totaled four tackles and an interception, and he finished with nine tackles, two passes defended, a tackle for a loss and an interception at



Arizona (12/8). Teague registered five tackles against New England (12/15) before closing the season by tying his career-high with 12 tackles at Washington (12/22), while also picking off his fourth pass of the year. Against Minnesota (12/28) in a wild card playoff game, Teague earned NFL Defensive Player of the Week honors. He forced an Amp Lee fumble that rolled out of the end zone for a touchback to prevent a touchdown. On the next Vikings play, he forced a Leroy Hoard fumble that set up a Dallas touchdown. Three plays later, Teague intercepted a Brad Johnson pass and returned the ball 29 yards for a touchdown. Teague's touchdown was the first interception return for a score in the postseason by Dallas since Dennis Thurman on Jan. 16, 1983.

**1995:** Teague started 15 games for Green Bay, missing only the Tampa Bay contest (12/10) with a nagging toe injury. Before the Tampa Bay game, he had started 41 consecutive games at free safety. Teague tied for sixth on the team with a career-high 72 tackles, while equaling his career best with 13 passes defended. He also registered two interceptions and a fumble recovery. He intercepted a tipped Scott Mitchell pass at the Green Bay 38-yard line with 1:28 left in the game, clinching a 30-21 win over Detroit (10/15). At Minnesota (11/5), he recorded five tackles, a pass defended and a fumble recovery. He started against Tampa Bay (11/26) despite missing the entire week of practice due to a broken big toe suffered one week earlier at Cleveland (11/19). Against Cincinnati (12/3), he intercepted a pass and returned it 74 yards to the Bengals' four-yard line. Teague totaled a career-high 12 tackles at New Orleans (12/16). He started in all three postseason games, where he finished as the team's third-leading tackler with 21 stops. He recorded 11 tackles at Dallas (1/14/96) in the NFC Championship game.

**1994:** Teague started all 16 games for the first time in his career, although he had never fully recovered from a thyroid problem that plagued him prior to the season. Teague finished third on the team with a career-high 13 passes defended, while tallying 53 tackles and tying for second on the team with three interceptions. He practiced on a limited basis early in training camp due to a thyroid condition, which initially produced dramatic weight loss and later hampered his conditioning. He began practicing on a full-time basis Aug. 4. In the season-opening win over Minnesota (9/4), he intercepted two Warren Moon passes, but also suffered a fractured thumb. He was forced to play with a cast on one hand for much of the first half of the season. Teague made a season-high eight tackles against the New York Jets (11/13), and he forced a fumble in a Thanksgiving Day loss at Dallas (11/24). He intercepted a Craig Erickson pass in the season finale at Tampa Bay (12/24) before contributing eight postseason tackles.

**1993:** Teague played in all 16 games, starting the final 12 and both postseason contests. He made one of the more memorable plays in Packers' playoff history at Detroit (1/8/94). With the Lions driving, he intercepted an Erik Kramer pass one-yard deep in the end zone and returned it 101 yards for a touchdown, giving the Packers a 21-17 lead late in the third quarter of an eventual 28-24 win. His 101-yard return was the longest postseason interception return in NFL history, and along with his four solo tackles, helped earn him the NFL's Defensive Player of the Week award. He was chosen to the all-rookie teams of *Pro Football Weekly*/*Pro Football Writers of America*, *Football Digest* and *Pro Football Newsweekly*. He finished the year with 36 tackles, while contributing nine tackles in the playoffs. He started his first NFL game against Denver (10/10), recording four tackles and forcing Glyn Milburn to fumble a kickoff, which he recovered himself. At New Orleans (11/14), Teague had four tackles and one fumble recovery. He recorded two passes defended, including his first NFL interception, against the L.A. Raiders (12/26). In a playoff loss to Dallas (1/16/94), he made a season high five solo tackles. Teague was the second of two first-round draft choices (29th overall) by Green Bay in 1993.

**COLLEGE:** A second-team All-America selection by the Associated Press, United Press International and *College & Pro Football Newsweekly* as a senior for Alabama's 1992 national title team, he also earned first-team All-Southeastern Conference honors as he was a major factor in the Tide's top-ranked defense. In the national title clinching win over Miami (Fla.) in the Sugar Bowl, he intercepted two passes, including one which he returned for a touchdown. In a play that was called back in the same game, he chased down Hurricane receiver Lamar Thomas from behind and stripped the ball from him. An All-SEC second-team selection as a junior, he led the conference with six interceptions and had career highs for total tackles (54) and passes broken up (11). Teague started at free safety as a junior after making the switch from cornerback, where he started as a sophomore. He was one of only two true freshmen to play for Alabama in 1989.

**PERSONAL:** George Theo Teague was a first-team, class 6A all-state selection as a defensive back at Jefferson Davis High School in Montgomery, AL, while earning academic all-state honors and winning three letters in track. At Alabama, he worked with the local YMCA and Boys & Girls Club, and while with the Packers, he established a foundation called 'Teague's League' to further benefit Children's Hospital of Wisconsin. Through his foundation, he took 40 kids (consisting of Special Olympians and needy children) to two 1995 games, where they sat in a special 'Teague's League' section. George has hosted the 'George Teague Celebrity Softball Challenge,' where he and other celebrities faced national recording artist Michael Bolton and his team in a softball game. All proceeds from the event go to Children's Hospital and the Michael Bolton Foundation. The accounting major enjoys listening to music, and he has deejayed at functions for friends. George and wife Consuela have one son, James Teague II (7/14/93).





## TEAGUE'S NFL TOTALS

Year	Tackles			Sacks	Tkl/ Loss	QB Press.	Def.	For. Fum.	Special Teams		
	Solo	Ast.	Tot.						Solo	Ast.	Tot.
1993 (G.B.)	30	6	36	0.0	—	—	6	1	5	0	5
1994 (G.B.)	41	12	53	0.0	—	—	13	1	0	0	0
1995 (G.B.)	53	19	72	0.0	—	—	13	0	0	0	0
1996 (Dal.)	42	28	70	0.0	1(-2)	0	7	0	5	1	6
1997 (Mia.)	24	19	43	0.0	—	—	3	2	3	0	3
1998 (Dal.)	31	21	52	2.0 (-24)	0	0	6	0	4	5	9
Totals	221	105	326	2.0 (-24)	1(-2)	0	48	4	17	6	23

## Playoffs

1993 (G.B.)	9	0	9	0.0	—	—	1	0	0	0	0
1994 (G.B.)	8	0	8	0.0	—	—	0	0	0	0	0
1995 (G.B.)	17	4	21	0.0	—	—	2	0	0	0	0
1996 (Dal.)	6	1	7	0.0	1(-1)	0	1	2	0	0	0
1997 (Mia.)	0	3	3	0.0	—	—	0	0	0	0	0
1998 (Dal.)	1	1	2	0.0	0	0	0	0	0	0	0
Totals	41	9	50	0.0	1(-1)	0	4	2	0	0	0

## Pass Interceptions

Year	No.	Yds.	Avg.	Long	TD
1993 (G.B.)	1	22	22.0	22	0
1994 (G.B.)	3	33	11.0	16	0
1995 (G.B.)	2	100	50.0	74	0
1996 (Dal.)	4	47	11.8	22	0
1997 (Mia.)	2	25	12.5	23	0
Totals	12	227	18.9	74	0

## Playoffs

1993 (G.B.)	1	101	101.0	101	1
1995 (G.B.)	1	30	30.0	30	0
1996 (Dal.)	1	29	29.0	29	1
Totals	3	160	53.3	101	2

## Additional Statistics

Punt Returns 1993 (1 return, -1 yards).

## Opponents' Fumbles Recovered

Year	No.	Yds.	Avg.	Long	TD
1993 (G.B.)	2	0	0.0	0	0
1995 (G.B.)	1	4	4.0	4	0
Totals	3	4	0.7	4	0

## Single-Game Bests

Tackles - 12 @ New Orleans, 12/16/95 (G.B.) and @ Washington, 12/22/96 (Dal.)  
 Playoffs - 11 @ Dallas, 1/14/96 (G.B.)  
 Interceptions - 2 vs. Minnesota, 9/4/94 (G.B.)  
 Playoffs - 1, three times last vs. Minnesota, 12/28/96 (Dal.)  
 Long Interception Return - 74 vs. Cincinnati, 12/3/95 (G.B.)  
 Playoffs - 101 at Detroit, 1/8/94 (G.B.) (TD)



## Robert Thomas

## Linebacker

6'1" ★ 260 ★ 12/1/74

Henderson State

FA for '98

NFL: 2nd Year ★ Cowboys: 2nd Year

**GAMES/STARTS** (regular season, playoffs): 1998 (16/0, 1/0).

**PRO:** Robert Thomas came to the NFL the hard way, as a rookie free agent with small school experience. But after demonstrating his dedication to offseason workouts and his ability to make plays during training camp, he became one of only two rookie free agents to earn a spot on the Cowboys roster in 1998. He provided Dallas with not only a solid special teams player, but also a reserve middle linebacker that could be counted on to produce in spot playing time. Thomas spent the spring of 1999 playing for the Rhein Fire of NFL Europe, gaining valuable playing experience that should increase his production in Dallas during his sophomore campaign.

**1999:** Thomas spent the spring playing for the Rhein Fire in NFL Europe. He finished fourth on the team with 40 tackles, while also recording a forced fumble and four special team tackles.

**1998:** After signing with Dallas on Feb. 24 and making the team as a rookie free agent, Thomas began to immediately show that he belonged in the NFL by finishing in a tie for fifth on the team with 10 special teams tackles. He saw his first NFL action in the season opener against Arizona (9/6) before leading the team with two special team tackles at Denver (9/13). He recorded two more special team tackles the next week at the N.Y. Giants (9/21), and he registered his first defensive tackle at Washington (10/4) while working in a four linebacker set against the Redskins "heavy" packages. Thomas had two stops and a pass defended in fourth quarter action at Philadelphia (11/2), and he recorded a third quarter tackle at Arizona (11/15) in Dallas' goal line defense. He tallied a special teams tackle against Minnesota (11/26) on Thanksgiving Day before suffering a concussion that knocked him out of the game. He returned to action at New Orleans (12/6), replacing middle linebacker Fred Strickland for a few first quarter plays after Strickland suffered a sprained knee. At Kansas City (12/13), Thomas totaled two tackles and a tackle for a three yard loss while relieving Strickland, who was still bothered by the sprained knee. Thomas also finished second on the team with two special teams tackles against the Chiefs. He registered a tackle as a linebacker and another on special teams against Philadelphia (12/20). He totaled one special teams tackle against Arizona (1/2/99) in a wild card playoff game in his first postseason action.

**1997:** Thomas went to training camp with the Calgary Stampeders of the Canadian Football



League and contributed two tackles in his only preseason action before being released.

**COLLEGE:** Thomas finished his four-year career at Henderson State as the school's all-time leading tackler with 388 tackles. As a senior, he registered 120 tackles, including a single-game team record 18 against Texas A&M, and earned All-America honors and an invitation to the Snow Bowl following the season. As a junior, he established a Henderson State single season record with 129 tackles and was named All-Gulf Conference Defensive Player of the Week three times and earned All-Gulf South honors. Thomas totaled 116 tackles as a sophomore in 1994 after recording 23 tackles in a reserve capacity as a freshman the previous year.

**PERSONAL:** Born Dec. 1, 1974, Thomas played prep football for Jacksonville, AR, High School.

## THOMAS' NFL TOTALS

Year	Tackles			Sacks	Tkl/ Loss	QB Press.	Passes Def.	For. Fum.	Special Teams		
	Solo	Ast.	Tot.						Solo	Ast.	Tot.
1998	2	6	8	0.0	1(-3)	—	0	1	7	3	10



## Brandon Tolbert

### Linebacker

6'3" ★ 230 ★ 4/6/75

Georgia  
FA for '98

NFL: 2nd Year ★ Cowboys: 2nd Year


**GAMES/STARTS** (regular season, playoffs): 1998 (0/0).

**PRO:** A versatile second year player, Brandon Tolbert will provide the Cowboys with depth at linebacker and make an immediate contribution on special teams. A former pupil of Cowboys linebackers coach George Edwards at the University of Georgia, Tolbert has the size and strength to break free from blockers to get to the running back. Originally a strong safety at Georgia, he also has the necessary speed and footwork to drop into coverage when the job demands it.

**1998:** Originally drafted in the seventh round (214th overall) by Jacksonville, Tolbert reached an injury settlement with the Jaguars at the end of training camp and was released. He was then signed to the Atlanta Falcons practice squad but was released on Sept. 22. He signed onto the Dallas practice squad on Nov. 24 and was moved to the active roster on Dec. 7. He was deactivated for the final three regular season games and the wild card playoff game.

**COLLEGE:** Tolbert finished his Georgia career with 270 tackles, one fumble recovery, two interceptions and 6.5 sacks. He started the final 29 games of his career. As a senior team captain, he was third on the team with 67 tackles and had an interception in the Bulldogs' win over Wisconsin in the Outback Bowl. As a junior strongside linebacker, Tolbert finished second on the team with 116 tackles and earned second-team All-SEC honors. Along the way, he recorded a career-high 19 tackles against Kentucky and earned conference Player of the Week honors for his 18-tackle performance against Texas Tech. His 74 tackles as a sophomore placed him fourth on the team, despite missing two games due to injury. He played most of the season behind Cowboys linebacker Randall Godfrey.

**PERSONAL:** Brandon Scott Tolbert was a three-year starter at strong safety at Villa Rica, Ga., High School, earning all-state honors as a senior. He was voted the team's most valuable defensive back as a junior and senior by his teammates. He was also named Most Valuable Player of the 1992 Georgia North-South all-star game. A three-year starter in baseball, Tolbert was named all-county as an outfielder as a senior. He earned his degree in consumer economics in 1997.



## Chris Warren

### Running Back

6'2" ★ 226 ★ 1/24/68

Ferrum  
FA for '98

NFL: 10th Year ★ Cowboys: 2nd Year

**GAMES/STARTS** (regular season, playoffs): 1990 (16/0-Sea), 1991 (16/1-Sea), 1992 (16/16-Sea), 1993 (14/14-Sea), 1994 (16/15-Sea), 1995 (16/16-Sea), 1996 (14/14-Sea), 1997 (15/13-Sea), 1998 (9/0, 0/0), Total - 132/89, 0/0 (Dallas 9/0, 0/0).





**PRO:** After spending the first eight years of his NFL career in Seattle, Chris Warren was released by the Seahawks following the 1997 season, and he signed with Dallas on April 13, 1998. Warren brought veteran experience, four 1,000-yard rushing seasons and three Pro Bowl appearances to Dallas. His role with the Cowboys is to serve as a third down back and a complimentary runner to Emmitt Smith. His pass catching ability and his smooth running style make him the perfect fit in those capacities. Warren left Seattle owning or sharing 23 Seahawks team records, including most rushing yards in a career, most rushing yards in a season, most 100-yard games (career and season) and most touchdowns in a season. He is ranked sixth in the NFL among active players with 6,997 career rushing yards and he has posted 25 career 100-yard rushing games (24 with Seattle and one in Dallas). He is a versatile back that has averaged 40 receptions in the four seasons prior to coming to Dallas. In addition, he has the versatility to return kicks, compiling career averages of 8.6 yards-per-punt return and 20.7 yards-per-kickoff return. The Burke, Va., native has also recorded a 100-yard rushing game in every one of his four career outings against the Washington Redskins—three with Seattle and one with Dallas.

**1998:** When not hampered by nagging groin injuries, Warren was everything the Cowboys coaches expected as a quality third down back and a productive runner. Warren finished the season with the team's highest yards-per-carry average (4.9), while ranking second on the team in rushing yards (291) and rushing touchdowns (four). Warren initially suffered a left groin strain in a scrimmage with the Saints (8/11), and he re-aggravated the injury in the preseason finale at Jacksonville (8/27). That injury forced him out of the first three games, and he saw his first taste of action as a Cowboy in the loss to Oakland (9/27). He worked in the third down role that was created for him against the Raiders and caught two passes for 13 yards, including a 15-yard reception that converted a first down. Warren then exploded the following week at Washington (10/4), collecting 104 yards on 14 carries in relief of Smith, who had already registered 120 yards on 28 attempts. Warren became the first Dallas runner - other than Smith - to have a 100-yard game since Paul Palmer rushed for 110 yards at Washington on Nov. 5, 1989. Smith and Warren became the first pair of Dallas running backs to top the 100-yard barrier in one game since 1978 and just the third pair of Dallas runners to surpass the century mark in the same game. On the final Dallas scoring drive, Warren had 10 carries for 96 yards as the team marched 96 yards in 11 plays over a 6:02 span. He capped the drive with a six-yard touchdown run—his second scoring run of the game. The outing marked Warren's first 100-yard game since Dec. 8, 1996 against Buffalo when he had 116 yards. The following week in the win over Carolina (10/11), Warren took a shovel pass from Jason Garrett and went six yards for a touchdown early in the third quarter to give Dallas a 17-14 win. Following a strained hip injury to Smith, Warren took over in the fourth quarter and had 11 carries for 27 yards against the Panthers. The next week at Chicago (10/18), he recorded his 200th career reception and had a game-long 17-yard run to set up a Dallas touchdown. In the Monday night win at Philadelphia (11/2), Warren picked up 21 yards on seven carries and added two receptions for 12 yards. He twice picked up necessary yardage to convert third downs in the lopsided win over the Eagles. In the 35-28 win at Arizona (11/15), Warren took over kickoff return duties for Kevin Mathis (out with fractured forearm) and had one return for 23 yards. It was his first kickoff return since the 1992 season. He also added seven carries for 25 yards and a six-yard reception on third down to give Dallas a first down. Warren enjoyed his second biggest rushing day of the season against his former team, the Seattle Seahawks (11/22). He collected 71 yards on 12 carries for a 5.9 yard average and scored a fourth quarter touchdown. The performance, however, proved costly as Warren strained his right groin late in the game. That injury forced him out of the next three games against Minnesota (11/26), at New Orleans (12/6) and at Kansas City (12/13). Warren returned to action against Philadelphia (12/20), but re-aggravated the right groin strain on his second carry of the game. The injury in the Eagles game ended his season—and also his opportunity to play in his first career playoff game against Arizona (1/2/99).

**1997:** Warren finished the year with 847 rushing yards on 200 carries to surpass Curt Warner (6,705) as the Seahawks all-time leading rusher with 6,706 career yards. He also registered a career-high 45 receptions for 257 yards. He opened the season with 64 yards on 15 carries against the N.Y. Jets (8/31), and two weeks later at Indianapolis (9/14), he rushed for 61 yards on nine attempts, including a 36-yard touchdown, and shared the team lead with six receptions for 45 yards. He averaged 6.6 yards-per-carry at Kansas City (9/28) on eight carries for 53 yards before missing the Tennessee (10/5) game with a hamstring injury. Warren returned the next week at St. Louis (10/19) and led the team with 13 carries for 37 yards and a touchdown. He led the team with 76 yards rushing against Oakland (10/26) while also picking up 29 receiving yards on three receptions. The next week at Denver (11/2), he again led the team with 55 rushing yards, while adding 28 yards on five catches. For the third straight week, he led the team in rushing with 59 yards and a touchdown at San Diego (11/9) while tying for the team lead with four receptions for 21 yards. The next week at New Orleans (11/16), he carried the ball a season-high 22 times for 87 yards while accounting for another 38 yards on a career-high seven receptions. He led the team with five catches for 38 yards against Kansas City (11/23) and added 32 yards on the ground. Against Atlanta (11/30), he led the team with 87 rushing yards on 15 carries (5.8 avg.), and he rushed for 70 yards and a touchdown on 19 carries to lead the team at Oakland (12/14). He closed out the year with a season-high 99 rushing yards on 17 carries against San Francisco (12/21), including a 10-yard run on the last play of the game to break Curt Warner's career team rushing record.

**1996:** Warren rushed for a team leading 855 yards and five touchdowns on 203 carries while adding 40 receptions for 273 yards in 14 games. Against Green Bay (9/29), he recorded 103 yards on 18 carries, including a 37-yard touchdown run. Three weeks later at Kansas City (10/17), he



rushed for 81 yards on 14 carries, including a 50-yard touchdown, while catching six passes. He rushed for a season-high 146 yards and a touchdown on 19 carries (7.7 avg.), including his second 50-yard run of the season, against San Diego (10/27). Warren rushed 18 times for 88 yards and a touchdown against Oakland (11/24) before totaling 116 yards on 21 carries, including a 51-yard burst, against Buffalo (12/8). He did not play at Detroit (11/17) with a sprained right MCL and was inactive at Oakland (12/22) with bruised ribs.

**1995:** Warren earned Pro Bowl, first-team All-AFC and second-team All-NFL honors after finishing second in the AFC, fourth in the NFL, with 1,346 yards rushing on 310 carries. He became the 14th player in NFL history to rush for 1,000 yards in four consecutive seasons. He established Seahawk franchise records with eight 100-yard games, 16 total touchdowns and 15 rushing touchdowns. He added 35 receptions for 247 yards. He opened the season with 56 rushing yards against Kansas City (9/3) and at San Diego (9/10) before totaling 109 yards on 24 carries against Cincinnati (9/17). Against Denver (10/1), he rushed for 112 yards and three touchdowns on 18 carries and scored the game-winning touchdown on a 20-yard catch with 0:49 remaining. Against San Diego (10/22), he carried the ball 18 times for 112 yards before rushing for 127 yards on 23 carries at Arizona (10/29), including a career long 52-yard run. Two weeks later at Jacksonville (11/12), he rushed for 121 yards and a touchdown on 27 carries, and he recorded a season-high 136 yards and a touchdown on 29 carries at Washington (11/19). After recording 93 rushing yards on 27 attempts against Philadelphia (12/3), he gained 101 yards on 18 carries at Denver (12/10). Against Oakland (12/17), he totaled 105 yards and three touchdowns on 17 carries (6.2 avg.), becoming the first player in Seattle history to have two three rushing touchdown games in a season.

**1994:** Warren was the AFC's leading rusher with a team-record 1,545 yards on 333 carries to finish second in the NFL. He also finished second in the league in total yards from scrimmage (1,868) and average-per-carry (4.6) while accounting for 40.2% of the Seahawks offense. He earned his second trip to the Pro Bowl, where he totaled 127 yards on 14 carries. He opened the season with 100 yards and two touchdowns on 22 carries at Washington (9/4). He earned AFC Offensive Player of the Week honors after rushing for 126 yards and a touchdown against Pittsburgh (9/25). Two weeks later at Kansas City (10/23), he rushed for 117 yards, including a 41-yard burst. He averaged 6.8 yards-per-carry on 18 carries (122 yards) at Denver (11/13), and he became the first player in franchise history to have a rush, reception, punt return and kickoff return of at least 50 yards after a 51-yard reception. The next week against Tampa Bay (11/20), he totaled 116 rushing yards, and he established a career-high with 185 yards on 30 carries at Houston (12/11) despite playing with fractured ribs. He then totaled 122 yards on 24 carries against the Raiders (12/18).

**1993:** Warren earned his first Pro Bowl honor after registering 1,072 yards on 273 carries to finish third in the AFC despite missing the final two games of the season with an abdominal injury. Warren's running helped the Seahawks lead the AFC in rushing, averaging 125.9 yards-per-game. He earned AFC Offensive Player of the Week honors after rushing for 174 yards on a franchise record 36 carries at New England (9/19). He totaled 112 yards on 24 carries against Cleveland (11/14) before rushing for 95 yards on 19 carries against Denver (11/28). Warren rushed for a season-high 168 yards on 27 carries against Phoenix (12/19) before being inactive against Pittsburgh (12/26) and at Kansas City (1/2/94).

**1992:** Warren took over as the starting running back in 1992 and proceeded to become only the second player in Seahawk history to rush for over 1,000 yards in a season, finishing fifth in the AFC with 1,017 yards and three touchdowns on 223 carries. He also set a team record with 1,927 all-purpose yards – 1,017 rushing, 134 receiving, 252 on punt returns and 524 on kickoff returns – while registering over 100 all-purpose yards in 11-of-16 games. He carried the ball 24 times for 122 yards at New England (9/20), and he totaled 103 yards on 19 carries against Washington (11/8). He rushed for a season-high 154 yards on 20 carries (7.7 avg.) against Kansas City (11/22), and he added 97 yards on 16 carries (6.1) at Denver (12/20).

**1991:** He saw action in 16 games as a reserve running back and kick returner. He finished third in the AFC in kickoff returns with a 22.6 average, and he finished fourth in punt returns with a 9.3 average, including a 59-yard touchdown. He made his first NFL start at Pittsburgh (10/20) and gained 13 yards on 11 carries.

**1990:** Warren played in 16 games during his rookie season as a reserve running back and kick returner after being selected in the fourth round (89th overall) by Seattle. He averaged 9.6 yards-per-punt return to rank third in the AFC and 20.8 yards-per-kickoff return to rank fourth in the AFC. He only carried the ball six times for the year, totaling 11 yards and a touchdown.

**COLLEGE:** Warren is Ferrum's all-time leader with 4,583 all-purpose yards, including 3,121 rushing yards, and he totaled 12 career 100-yard rushing games. He earned All-Eastern Collegiate Athletic Conference honors after rushing for 1,265 yards and 15 touchdowns on 163 carries as a senior while leading the nation by averaging 23.4 yards on 18 punt returns. He also scored eight total touchdowns of over 50 yards. He set a school record with 1,443 yards and 17 touchdowns on 166 carries as a junior to earn All-America honors. He set a school record with 235 rushing yards, including an 85-yard score, against Rhodes. He started his collegiate career at Virginia as a defensive back in 1985, finishing second in voting for ACC Rookie of the Year. He switched to running back the following spring and rushed for 380 yards and averaged 131.5 all-purpose yards-per-game as a sophomore in 1986.

**PERSONAL:** The physical education major lettered in football, basketball, baseball and track at Robinson High School in Burke, VA. He finished third in the 1994 "NFL Run to Daylight Challenge." He has two daughters, Ariana and Kayla, and a son, Christopher Collins III.





## WARREN'S NFL TOTALS

Rushing					
Year	No.	Yds.	Avg.	Long	TD
1990 (Sea.)	6	11	1.8	4	1
1991 (Sea.)	11	13	1.2	7	0
1992 (Sea.)	223	1,017	4.6	52	3
1993 (Sea.)	273	1,072	3.9	45†	7
1994 (Sea.)	333	1,545	4.6	41	9
1995 (Sea.)	310	1,346	4.3	52	15
1996 (Sea.)	203	855	4.2	51	5
1997 (Sea.)	200	847	4.2	36†	4
1998	59	291	4.9	49	4
Totals	1,618	6,997	4.3	52	48

Receiving					
Year	No.	Yds.	Avg.	Long	TD
1990 (Sea.)	0	0	0.0	0	0
1991 (Sea.)	2	9	4.5	12	0
1992 (Sea.)	16	134	8.4	33	0
1993 (Sea.)	15	99	6.6	21	0
1994 (Sea.)	41	323	7.9	51	2
1995 (Sea.)	35	247	7.1	20†	1
1996 (Sea.)	40	273	6.8	33	0
1997 (Sea.)	45	257	5.7	20	0
1998	13	66	5.1	15	1
Totals	207	1,408	6.8	51	4

Punt Returns						
Year	No.	FC	Yds.	Avg.	Long	TD
1990 (Sea.)	28	16	269	9.6	39	0
1991 (Sea.)	32	19	298	9.3	59†	1
1992 (Sea.)	34	25	252	7.4	16	0
1998	2	1	11	5.5	6	0
Totals	96	61	830	8.6	59†	1

Kickoff Returns					
Year	No.	Yds.	Avg.	Long	TD
1990 (Sea.)	23	478	20.8	71	0
1991 (Sea.)	35	792	22.6	55	0
1992 (Sea.)	28	524	18.7	34	0
1998	5	90	18.0	23	0
Totals	91	1,884	20.7	71	0

## WARREN'S 100-YARD GAMES

Date	Opponent	Att	Yds	Avg	LG	TD
12/11/94	@ Houston	30	185	6.2	33	1
9/19/93	@ New England	36	174	4.8	17	1
12/19/93	Phoenix (OT)	27	168	6.2	45	1
11/22/92	Kansas City	20	154	7.7	35	1
10/27/96	San Diego	19	146	7.7	50	1
11/19/95	@ Washington	29	136	4.7	14	1
10/29/95	@ Arizona	23	127	5.5	52	0
9/25/94	Pittsburgh	26	126	4.8	28	1
9/20/92	@ New England	24	122	5.1	24	1
11/13/94	@ Denver	18	122	6.8	23	1
12/18/94	L.A. Raiders	24	122	5.1	33	1
11/12/95	@ Jacksonville	27	121	4.5	29	1
10/23/94	@ Kansas City	19	117	6.2	41	0
11/20/94	Tampa Bay	16	116	7.3	31	0
12/08/96	Buffalo	21	116	5.5	51	0
10/31/95	Denver	24	115	4.8	18	3
11/14/93	Cleveland	24	112	4.7	20	0
10/22/95	San Diego	18	112	6.2	17	2
9/17/95	Cincinnati	24	109	4.5	30	1
12/17/95	Oakland	17	105	6.2	35	3
10/4/98	@ Washington	14	104	7.4	49	2
11/08/92	Washington	19	103	5.4	36	0
9/29/96	Green Bay	18	103	5.7	37	1
12/10/95	@ Denver	18	101	5.6	24	1
9/4/94	@ Washington	22	100	4.5	13	2

By Year: 1992 - 3; 1993 - 3; 1994 - 7; 1995 - 8; 1996 - 3; 1998 - 1

Career: - 25

## Additional Statistics

Special Teams Tackles: 1990 (Sea.) (8-1-9),

1991 (Sea.) (10-2-12).

Forced Fumbles: 1990 (Sea. - 2), 1991 (Sea. - 1).

Fumble Recovery: 1991 (Sea. - 1).

## Single-Game Bests

Rush Yards - 185 @ Houston, 12/11/94

Rush Attempts - 36 at New England, 9/19/93

Long Rush - 52 at San Diego, 10/4/92 and

at Arizona, 10/29/95

TDs Rushing - 3 vs. Denver, 10/1/95 and

vs. Oakland, 12/17/95

Long TD - 50 at Kansas City, 10/17/96


Receptions - 7 at New Orleans, 11/16/97

Yards Receiving - 78 at Denver, 11/13/94

Long Reception - 51 at Denver, 11/13/94

Long Kickoff Return - 71 at Denver, 9/23/90

Long Punt Return - 59 vs. Indianapolis, 9/29/91



## Kenny Wheaton

## Defensive Back

5'10" ★ 199 ★ 3/8/75

Oregon

D3c for '97 (94th overall)

NFL: 2nd Year ★ Cowboys: 2nd Year



**GAMES/STARTS** (regular season, playoffs): 1997 (2/0), 1998 (15/1, 0/0). Total - 17/1, 0/0.

**PRO:** Kenny Wheaton brings natural instincts and athletic ability to the Dallas secondary, where he is expected to be a contributor at the safety position. He has great field vision, and his quickness and nose for the ball have also made him a potential backup player at cornerback if the situation dictates. Wheaton will most likely compete for playing time as a reserve in the secondary while also providing solid kick coverage ability on special teams. He is the first defensive back drafted from the University of Oregon by Dallas since Hall of Famer Mel Renfro in 1964.

**1998:** While seeing the majority of his action on special teams and in nickel passing situations, Wheaton finished the season with 36 tackles. He also picked up his first career interception, forced one fumble and recovered two others. His second season as a pro got off to a tremendous start against his hometown team, the Arizona Cardinals (9/6). He recovered an Eric Metcalf fumble on a kickoff return in the fourth quarter of the Cowboys 38-10 win, returning the ball 15 yards for Dallas' final touchdown of the game. Two weeks later in the Monday night win at the N.Y. Giants (9/21), Wheaton recorded a career-high seven tackles to finish third on the team. In the closing minute of the game, he picked up his first career interception with a theft of Kent Graham. He earned his first career start against Oakland (9/27) while playing in place of Darren Woodson for the first few plays



of the ballgame. Woodson was shaken up on the opening kickoff but later returned to the strong safety position. In the win over Carolina (10/11), he forced a Raghieb Ismail fumble following a 35-yard reception to end a Panthers drive. In the Monday night win at Philadelphia (11/2), Wheaton recorded four tackles and was second on the team with two special teams tackles. His effort helped limit the Eagles to 200 yards total offense (104 passing). The following week at Texas Stadium, he registered four tackles against the N.Y. Giants (11/8), while helping limit the Giants to just 127 yards passing on the day. In Dallas' thrilling 35-28 win at Arizona (11/15), he tied his career high with seven tackles to finish third on team. He saw considerable action in the "45" and nickel packages against the Cardinals after injuries to Deion Sanders and Kevin Mathis.

**1997:** Wheaton's rookie campaign got off to a slow start when he suffered a separated right shoulder against Oakland in the July 31 scrimmage. That injury forced him to miss the first three preseason games, but he returned to practice on Aug. 17 and saw action against Tennessee (8/22). He was then inactive the first 14 games of the season. He saw his first regular season action at Cincinnati (12/14) on special teams, and then he recorded four tackles against the N.Y. Giants (12/21) while playing cornerback in the second half. He also saw action at safety in the nickel package against the Giants.


**COLLEGE:** An All-Pac 10 selection as a senior, Wheaton led the team with 73 tackles as a left cornerback. He also broke up a career-high 15 passes, including two interceptions. Wheaton was a big play corner for the Oregon Ducks, posting an interception return for a touchdown of 70-or-more yards in each of his three seasons. During his Oregon career, Wheaton gained 380 yards on interception returns, to break the school's 49-year old record. He had 10 career interceptions and 194 tackles, including a team-high 73 as a senior. After redshirting as a freshman, Wheaton was a second-team All-Pac 10 selection as a sophomore on Oregon's Pac 10 Championship team. He twice earned Pac 10 Defensive Player of the Week honors and was a recipient of the Casanova Award, given to the team's top first-year player.

**PERSONAL:** An all-state selection at McClintock High School in Phoenix, AZ, Wheaton led the team with 97 tackles as a senior strong safety and earned Mesa Tribune Area Defensive Player of the Year honors. He also added 669 yards and 10 touchdowns as a running back. He was a sociology major at the University of Oregon.

## WHEATON'S COWBOYS TOTALS

Year	Tackles			Sacks	Tkl/Loss	QB Press.	Passes Def.	For. Fum.	Special Teams		
	Solo	Ast.	Tot.						Solo	Ast.	Tot.
1997	3	1	4	0.0	0	0	0	0	0	0	0
1998	21	15	36	0.0	0	0	3	1	3	3	6
Total	24	16	40	0.0	0	0	3	1	3	3	6

Year	Pass Interceptions					Year	Opponents' Fumbles Recovered				
	No.	Yds.	Avg.	Long	TD		No.	Yds.	Avg.	Long	TD
1998	1	41	41.0	41	0	1998	2	15	7.5	15t	1



## Charlie Williams

## Safety

6'0" ★ 204 ★ 2/2/72

Bowling Green

D-3 for '95 (92nd overall)

NFL: 5th Year ★ Cowboys: 5th Year



**GAMES/STARTS** (regular season, playoffs): 1995 (16/0, 3/0), 1996 (7/0, 2/0), 1997 (16/0), 1998 (15/3, 1/0). Total - 54/3, 6/0.

**PRO:** Having been a "jack-of-all-trades" player in college, Charlie Williams came to the Cowboys having never settled in at one particular position. After four years with the team, he has found a home in the Cowboys secondary and on Dallas' special teams. Dallas coaches like his athleticism and quickness, which has shown through in his play in "45" and nickel packages, as well as in his special teams play. Working as the forcer on punt coverage while also covering kickoffs, he has registered a special teams tackle in 40-of-60 career games, including playoffs. In 1998, he established new career-highs for tackles (25) and passes defended (7). It is this same kind of tenacity that Cowboys coaches are expecting from Williams again in 1999.

**1998:** Williams finished the season fourth on the team with 14 special team tackles while setting a career-high with 25 defensive tackles, five more than the three previous years combined. After fracturing his right thumb in a preseason game at St. Louis (8/22) and undergoing surgery on Aug. 24, he missed the season opener against Arizona (9/6). He returned to the line-up the next week at Denver (9/13), and he tallied his first two special team tackles of the season while breaking up a pass at the N.Y. Giants (9/21). He led the team with two special team tackles at Washington (10/4) and with three special team tackles against Carolina (10/11) before recording





two more special teams stops at Philadelphia (11/2). Against the Giants (11/8), Williams totaled two special team tackles while helping limit the Giants to one punt return for two yards and five kickoff returns for 78 yards. After Deion Sanders sprained a toe at Arizona (11/15), Williams took over at cornerback and recorded two tackles and a pass defended. He again took over for Sanders in the second quarter against Seattle (11/22) and registered a tackle and a pass broken up. He earned his first NFL start in place of Sanders against Minnesota (11/26) on Thanksgiving Day and finished with six tackles and a deflected pass. He started again at New Orleans (12/6) and recorded a career-high nine tackles. He made his third straight start at Kansas City (12/13), breaking up two passes. Williams totaled two special team tackles, a defensive tackle and a pass defended against Philadelphia (12/20) before recording two tackles against Arizona (1/2/99) in the playoffs.

**1997:** Williams excelled on the Cowboys special teams units while moving into the strong safety spot in the Cowboys "45" defense and into the slot in Dallas' nickel defense. He led the team with 26 special teams tackles, which placed him seventh in the NFL, and he recorded a special teams tackle in 14-of-16 games. In the season opener at Pittsburgh (8/31), he registered a tackle and a quarterback pressure while adding two special teams tackles. He tallied two special teams tackles against Philadelphia (9/15) while helping hold the Eagles to a 16.6 yard average on seven kickoff returns. Williams led the team with two special teams tackles against Chicago (9/28) while recording his first NFL sack, and he totaled two tackles, a pass defended and three special teams tackles against Jacksonville (10/19). At Philadelphia (10/26), he led the team with three special team tackles and forced a fumble on a kickoff return while tallying two tackles and a pressure in the nickel defense. He logged his second sack of the season and tallied three special team tackles against Arizona (11/9) before logging two more special teams tackles on Thanksgiving Day against Tennessee (11/27). Williams broke up a key third down pass late in the game against Carolina (12/8) before closing the season with two special team tackles, a defensive tackle and a pass defended at Cincinnati (12/14).

**1996:** Williams spent the first 10 weeks of the season on the Physically Unable to Perform list after undergoing surgery on May 31 to repair the anterior cruciate ligament and lateral collateral ligament in his left knee torn during an off-season workout. Williams was activated Nov. 8 and saw his first action at San Francisco (11/10). He registered a special teams tackle against Green Bay (11/18) and moved into the outside linebacker spot in Dallas' nickel package. He registered his first career kickoff return at the N.Y. Giants (11/24), picking up 21 yards. Against Washington (11/28), he tallied two special team stops and two defensive tackles. He recorded a special teams tackle at Arizona (12/8) and forced a fumble on the opening kickoff, which the Cardinals recovered. In extensive playing time at Washington (12/22), Williams recorded five tackles, a pass defended and a special teams tackle. Williams led the team with three special team stops in a wild card playoff game against Minnesota (12/28) while recording his first career postseason tackle on defense. He tallied two tackles at Carolina (1/5/97) in a NFC Divisional Playoff Game.

**1995:** Williams finished fourth on the team with 18 special teams tackles. He recorded his first two special team tackles at the N.Y. Giants (9/4), and he tied for the team lead with two special team stops at Washington (10/1). Williams recorded his first career defensive tackle in fourth quarter action at safety in the regular season finale at Arizona (12/25). He finished second on the team with three special team tackles against Green Bay in the NFC Championship Game (1/14/96), and he tied for fourth on the team with four postseason special teams tackles. Williams was the first player ever drafted by Dallas from Bowling Green.

**COLLEGE:** Williams was a special teams standout at Bowling Green, blocking eight kicks during his collegiate career. While lining up at split end, nickel back and as the top coverage defender on special teams as a senior, Williams contributed five catches for 62 yards on offense, 31 tackles, two defended passes and an interception on defense and blocked a kick on special teams. As a junior, Williams was a reserve split end and played as a nickel defensive back the last two games of the season, making 12 stops. He also contributed four blocked kicks. As a sophomore, Williams performed mostly on special teams, recording one solo tackle and three blocked kicks.


**PERSONAL:** Williams was an all-city and all-public school league selection as a junior and senior at Henry Ford High School in Detroit, MI. He made 25 career touchdown catches and 12 career interceptions for Henry Ford. In one game as a junior, he caught eight passes, scored three touchdowns and intercepted two passes. Williams graduated from Bowling Green with a sociology degree.

## C. WILLIAMS' COWBOYS TOTALS

Year	Tackles			Tot.	Sacks	Tkl/Loss	QB Press.	Passes Def.	For. Fum.	Special Teams		
	Solo	Ast.								Solo	Ast.	Tot.
1995	0	1	-	1	0.0	0	0	0	0	9	9	- 18
1996	3	5	-	8	0.0	0	0	1	1	5	0	- 5
1997	6	5	-	11	2.0 (-11)	0	3	5	1	16	10	- 26
1998	17	8	-	25	0.0	0	0	7	0	8	6	- 14
Totals	26	19	-	45	2.0 (-11)	0	3	13	2	38	25	- 65
<b>Playoffs</b>												
1995	0	0	-	0	0.0	0	0	0	0	2	2	- 4
1996	2	1	-	3	0.0	0	0	0	0	2	1	- 3
1998	2	0	-	2	0.0	0	0	0	0	0	0	- 0
Totals	4	1	-	5	0.0	0	0	0	0	4	3	- 7

Year	Kickoff Returns			Long	TD
	No.	Yds.	Avg.		
1996	2	21	10.5	21	0

**Single-Game Bests**  
 Tackles - 9 @ New Orleans, 12/6/98  
 Solo Tackles - 7 @ New Orleans, 12/6/98  
 Passes Defended - 2 @ Kansas City, 12/13/98



## Erik Williams

### Tackle

6'6" ★ 311 ★ 9/7/68

Central State, Ohio

D-3c for '91 (70th overall)

NFL: 9th Year ★ Cowboys: 9th Year



**GAMES/STARTS** (regular season, playoffs): 1991 (11/3, 2/0), 1992 (16/16, 3/3), 1993 (16/16, 3/3), 1994 (7/7), 1995: (15/15, 3/3), 1996 (16/16, 2/2), 1997 (15/15), 1998 (15/15, 1/1), Total - 111/103, 14/12.

**PRO:** Considered throughout the National Football League as one of the game's top offensive tackles, Erik Williams has been selected to represent the NFC in the Pro Bowl three times in his eight year NFL career (1993, 1996 and 1997). He would have been a very likely candidate for Pro Bowls honors in 1994 and 1995, but during most of that time he was on the road to recovery from a knee injury suffered in an October 1994 car accident. Prior to the injury, Williams was regarded as the NFL's top offensive tackle, and following a very trying, 10-month rehabilitation program, he returned to the field in September 1995. During the Super Bowl season of 1995, Williams turned in a courageous performance on a knee that was still in the recovery process. With continued hard work and persistence over the course of the next two seasons, Williams regained his form - and returned to the Pro Bowl following the 1996 and 1997 seasons. In doing so, he became the only NFL right tackle to be selected to the Pro Bowl between the 1994 and 1997 seasons. In 1996, the ongoing battle to return to the top saw Williams earn All-Pro honors from Associated Press and a starting tackle spot for the NFC in the Pro Bowl. Although he is back on the track of playing at the highest level, Williams has displayed no signs of slowing down his off-season work ritual of hard work and training. In his previous eight seasons, Williams evolved into one of the top offensive linemen in the NFL because of his obvious combination of size, strength and speed. The characteristic that most visibly distinguishes him, however, is his fierce competitive nature and aggressiveness on game days. One of the biggest of Dallas' big men in the offensive front at 6-6, 311 pounds, he has been a cornerstone on an offensive line that has been one of the most successful in the history of the NFL. In the spring of 1999, he was named to *Football Digest's* All Decade Team as a starting tackle along with Gary Zimmerman. Williams was selected in the third round of the 1991 NFL Draft - after five other offensive tackles had already been taken (including three in the first 12 overall picks). In five of the last six seasons, Williams has been part of a line that has posted the four lowest sacks allowed totals in club history (19 allowed in 1998, 18 in 1995, 19 in 1996, 20 in 1994 and 23 in 1992). Williams has also been a key player on an offensive line that has allowed just 115 sacks over the past five seasons (1994-98), a figure that is the fewest in the NFL.

**1998:** In starting 15 games at right tackle, Williams was a key factor in an offensive line that allowed just 19 sacks for 110 yards in 493 pass plays. Dallas led the NFL in fewest sacks allowed and ranked second in the league in yards lost due to sacks. The Cowboys line also helped the team finish the season ranked eighth in the NFL in rushing (125.9 yards-per-game), while Emmitt Smith racked up his highest total of 100 yard games (seven) since the 1995 season. In the win at Washington (10/4), Williams helped pave the way for two Dallas runners to top the 100-yard rushing barrier for just the third time in club history. Smith finished with 120 yards against the Redskins, while Chris Warren tacked on another 104. In the following week's win over Carolina (10/11), Williams helped Dallas roll up 428 yards of total offense (151 rushing and 277 passing) while the line allowed just two sacks in 24 pass plays. In the Monday night win at Philadelphia (11/2), Williams suffered a sprained left foot in the first quarter but played the entire game. That injury forced him to miss the following week's game against the N.Y. Giants (11/8) at Texas Stadium. In the 35-28 win at Arizona (11/15), Williams suffered a sprained left knee in the first quarter and left the game to be fitted with a knee brace. He returned late in the second quarter and was part of a line that allowed no sacks to the Cardinals defense while Emmitt Smith ran for 118 yards and three touchdowns. In the win over Seattle (11/22), he was part of a line that allowed just one sack (on an Aikman fumble) and the team ran for 173 yards on the day. In that game, he aggravated his left knee but stayed in the game. Despite the nagging sprained left knee injury, Williams started the following week against Minnesota on Thanksgiving Day (11/26), and the Dallas line helped set a new club record for pass attempts in a game without a sack (57). The Cowboys front five also led the way for Emmitt Smith to run for three touchdowns to tie Marcus Allen's NFL record of 123 career rushing scores. In the season finale against Washington (12/27), Williams helped Smith rush for two more touchdowns to break the NFL career rushing touchdown mark.

**1997:** Although Williams played with a variety of nagging injuries throughout the season, he was able to earn his third career selection to the Pro Bowl in 1997. He started his sixth season at right tackle in the opener at Pittsburgh (8/31) and helped Dallas gain 380 total yards and 295 yards passing while not allowing a sack. Williams earned a game ball in the Cowboys thrilling come-from-behind win against Jacksonville (10/19). His injury problems started with a sprained right ankle against Arizona (11/9), and he missed three plays while getting re-taped. The following week





against Washington (11/16), he missed the entire game with that sprained right ankle – marking the first time he had missed a game since Sept. 24, 1995 against Arizona. Williams returned to the lineup at Green Bay (11/23), but he then suffered strained ribs on his left side in the fourth quarter against Carolina (12/8), which forced him to miss the remainder of the game.

**1996:** Williams was a cornerstone of an offensive line that led the NFL in allowing the fewest number of sacks with 19, one shy of the club record set in 1995. The Dallas offensive line permitted no sacks in four games, while surrendering just one sack in five others. In a win at Miami (10/27), Aikman was sacked just once while completing a season-high 33-of-41 (80.5%) passes for 363 yards and three touchdowns. For the second time in his career, Williams earned the starting nod for the NFC in the Pro Bowl, and he was an All-Pro selection by the Associated Press. In 1996, as in each of Williams' first five seasons as the starting right tackle, Emmitt Smith ran for over 1,200 yards, and four times, Smith topped the 100-yard rushing barrier in a game. That included a season-high 155 yards and three touchdowns on the ground against Washington (11/28). In the NFC Wild Card Game, Williams and the Cowboys offensive line led the way to 255 yards rushing in the win over Minnesota (12/28), marking the second best postseason total in club history.

**1995:** The 1995 season was a personal triumph for Williams as he rebounded from a season ending knee injury suffered in mid-1994 to start 18-of-19 games in Dallas' drive to the Super Bowl XXX title. After missing most of training camp and the preseason - Williams began practices with the team on Aug. 14 - his offseason rehabilitation paid off in the 1995 season opener at the N.Y. Giants (9/4) when he returned to the starting lineup at right tackle. In that game, Williams helped lead the way as the Dallas offense rolled to 459 yards, including 230 rushing yards. It wasn't until the third game of the season that the Dallas front five allowed a sack, and six times in 1995, Williams and the rest of the line held an opponent sackless. For the season, Dallas finished second in the NFL in fewest sacks allowed with 18, breaking the club record of 20 set in 1994. In addition, quarterback Troy Aikman was healthy and able to start every game for just the second time in his career behind this protection, helping Williams earn All-Pro honors from *The Sporting News* and *USA Today*. Williams suffered a strained left calf late in the overtime win at Minnesota (9/17), an injury that kept him out of the lineup against Arizona (9/24). He returned to the field at Washington (10/1) and the following week against Green Bay (10/8) faced Reggie White on every offensive play, limiting him to five tackles and one sack as the Cowboys rolled up 448 total yards. In the regular-season finale at Arizona (12/25), Williams' work with the line enabled Dallas to roll up 474 yards of total offense, the most yardage by a Dallas team since Sept. 15, 1985. Williams was a major contributor to an offensive line that was generally considered the best in the NFL. That unit paved the way for Smith to earn his fourth NFL rushing title in five years with a club record 1,773 yards, collect a club record 11 100-yard rushing games and set a NFL record for rushing touchdowns in a season with 25. The Dallas offensive line was also instrumental in helping the Cowboys to top NFL rankings in the following categories: first downs (first in the NFL with 22.8-per-game), yards-per-play (second, 5.8) and scoring (third, 27.2 points-per-game). With the Cowboys' 27-17 win over Pittsburgh in Super Bowl XXX (1/28/96), Williams distinguished himself as one of 21 Dallas players who served on the active roster of all three of the team's Super Bowl Champions in the 1990's. For all Williams' hard work in returning to the playing field, his teammates selected him as the team's recipient of the Ed Block Courage Award for 1995.

**1994:** An automobile accident in the early morning of Oct. 24 cut Williams' season short when he suffered a torn medial collateral ligament, posterior cruciate ligament and popliteal muscle in his right knee. On Oct. 31, he underwent surgery to repair his knee and missed the final half of the season. Before the injury, Williams received a game ball for his blocking in Dallas' season opening win at Pittsburgh (9/4). Against the Steelers, Dallas amassed 442 yards of total offense, the most by Dallas since Nov. 12, 1989 at Phoenix. In the Cowboys 24-13 win over Philadelphia (10/16), Williams received a game ball after dominating William Fuller, allowing Smith to rush for 106 yards and Aikman to throw two touchdown passes. When the accident forced him out of the lineup for the Cowboys visit to Cincinnati (10/30) and the remainder of the season, it marked Williams' first missed start in 44 straight games, including playoffs. During the first half of the season, Williams helped set the tone for a Dallas offensive line that would go on to establish a then team record by allowing just 20 sacks - for losses totaling just 93 yards. Dallas led the NFL in allowing the fewest yards in quarterback sacks (93) and was fourth in fewest sacks allowed (20). Smith finished the year third in the NFL rushing race with 1,484 yards, and the Cowboys were fifth in the NFL in rushing yards-per-game, averaging 122.1 yards.

**1993:** One of three Pro Bowlers produced by the Dallas offensive line and a consensus All-Pro, Williams was a key figure in clearing the way for Smith's third straight rushing title. Williams earned a game ball for his blocking at Philadelphia (10/31) when Smith rushed for a NFL season-high and club-record 237 yards. Over the last month of the regular season, behind the blocking of Williams and the offensive line, Smith picked up 688 yards in five straight Cowboy wins. Despite suffering a dislocated finger at Minnesota (12/12), Williams played a majority of the game at right tackle, earning a game ball after helping limit the Vikings' defense - ranked second in the NFL going into the game - to no sacks while racking up 356 yards and 37 points. The Cowboys had the NFL's second ranked rushing offense, averaging 135.1 yards-per-game. In addition to dominant run blocking, the offensive line gave up the lowest number of sacks in the NFC (29). In the postseason, Williams and Co. helped roll up 366 yards of offense-per-game, including 119 yards rushing.

**1992:** Williams moved into the starting lineup at right tackle during the 1992 training camp, when the Cowboys moved Nate Newton to left guard. Although only one year removed from tiny Central State University in Wilberforce, OH, Williams started every game, including the playoffs. He




opened the season by limiting Washington All-Pro defensive end Charles Mann to three tackles and no sacks in a 23-10 victory over the Redskins (9/7), and the next week, he earned a game ball for his performance in the Cowboys 34-28 victory over the Giants (9/13). Williams earned NFC Offensive Player of the Week honors when he held Reggie White to three tackles and no sacks in the Cowboys' 20-10 win over Philadelphia (11/1). Since the NFL began the awards in 1985, only two other offensive linemen had been honored: Brad Benson, N.Y. Giants, 1986 and Jim Lachey, Washington Redskins, 1991. Williams also helped spring Smith for 163 yards rushing in the game, the first 100-yard rusher against the Eagles in 53 games, a streak that dated back to Sept. 17, 1989. His blocking skills helped the Cowboys rank fourth in the league in total offense, fifth in rushing and fifth in passing. He also helped lead Smith to his second consecutive NFL rushing title and ten 100 yard rushing days, earning himself and Smith All-Pro honors from *Sports Illustrated*.

**1991:** As a rookie, Williams earned his first significant playing time against Green Bay (10/6), replacing the injured Newton for most of the fourth quarter at right tackle. Smith's game-long 26-yard scamper to set up the winning field goal in the fourth quarter came over Williams on the right side. Williams earned his first NFL start against Phoenix (11/3) in place of an injured Mark Tuinei at left tackle, and then two weeks later against the Giants (11/17), he started at right tackle in place of the injured Newton and was a big part of the effort that held New York to a lone fourth quarter sack. Williams also started at right tackle the next game at RFK Stadium (11/24) when Dallas handed the Redskins their only home defeat of the season. For most of the afternoon he worked against Charles Mann, who finished the game with two tackles and no sacks. The first Central State offensive lineman ever drafted by the NFL, Williams was only the third player selected by the league in the history of the school.

**COLLEGE:** A small college All-America as a senior, Williams paved the way for a Central State offense that led the NAIA in total offense with 492 yards-per-game and in scoring with 54.8 points-per-game in 1990, when the Marauders captured the NAIA national title and had an average winning margin of 33.5 points. Central State made the playoffs each of Williams' four seasons there. Recruited as a defensive tackle, Williams was moved to the offensive line prior to his freshman year and became the starting left tackle as a sophomore.

**PERSONAL:** Erik George Williams grew up an Eagles fan in Philadelphia. Prior to joining the Cowboys, he last witnessed a game at Veterans Stadium in 1984 when Dallas played the Eagles and came away with a 24-10 victory. After starring at John Bartram High School in Philadelphia, Williams was recruited by several major colleges but barely missed the academic requirements to play at those schools. He also competed in the shotput and discus in high school. Williams majored in physical education at Central State. He has a daughter, Shay, and a son, Cassius.



## Darren Woodson

### Safety

6'1" ★ 219 ★ 4/25/69

Arizona State

D-2b for '92 (37th overall)

NFL: 8th Year ★ Cowboys: 8th Year



**GAMES/STARTS** (regular season, playoffs): 1992 (16/2, 3/0), 1993 (16/15, 3/3), 1994 (16/16, 2/2), 1995 (16/16, 3/3), 1996 (16/16, 2/2), 1997 (14/14), 1998 (16/15, 1/1). Total - 110/94, 14/11.

**PRO:** Darren Woodson has established himself as one of the NFL's premier strong safeties. His consistency, athleticism, aggressiveness and ability to perform in the big game have put him in the elite level of performers in the NFL. And his versatility at playing both the run and pass at an extremely productive level have separated Woodson from the rest of the strong safety field. In seven NFL seasons, he has been selected to five Pro Bowls, been named first team All-Pro four times and played in three Super Bowls. In 1996, he tied for the team lead in interceptions for the second time in his professional career. In 1995, he became the first Dallas defensive back to lead the team in tackles (144) since Bill Bates in 1988, and in 1998, he repeated that performance with a team-high 136 tackles. In 1993, he established a Dallas single-season record for tackles by a defensive back (155). A converted college linebacker, Woodson is the complete NFL package at safety. He combines size (6-1, 219) and speed (4.4 in the 40-yard dash) with great football instincts and hitting ability. He has maintained the aggressive nature that he displayed as a college linebacker, but has used his quickness and speed to make a very smooth transition to the secondary. Woodson has finished first or second on the team in tackles in five of the last six seasons (1993-96, 1998), missing out on that claim in 1997 when injuries kept him out of two starts. He also went over the 100 tackle mark for four consecutive seasons (1993-96), becoming the first Dallas player to accomplish that feat since Michael Downs (1983-86). In the Cowboys base defensive alignment, Woodson lines up at his usual strong safety position, but he has also shown great production when lining up at outside linebacker in certain nickel pass defenses—often covering a slot receiver. A very strong and sure tackler, Woodson has 27 double-figure tackle games in his career. His versatility and aggressive attitude makes him a very valuable special teams performer, where he has tallied





a combined total of 37 tackles in the past three seasons. Although he has tremendous natural physical gifts, Woodson is one of the team's hardest workers in the offseason. His weight room work ethic is well documented, and his character and leadership ability make him a very valuable asset within the framework of the team. He has started 104 of the last 107 Cowboys games, including playoffs. Woodson's next selection as an All-Pro will enable him to earn that honor more times (five) than any other Dallas safety. He is currently tied with Mel Renfro (1965, 1967, 1969 and 1971) and Cliff Harris (1975-1978), who were each named All-Pro four times during their Dallas careers. Renfro earned a fifth All-Pro selection as a cornerback in 1973.

**1998:** Back to full health in 1998, Woodson regained his spot at the top of the Dallas tackle chart, leading the team with 136 stops - the third best performance of his seven-year career. His three sacks tied his career-high, and he posted six double figure tackle games, bringing his career total to 27. He was also second on the team with 11 passes defended, the second best total of his career. Another sign of his effectiveness in 1998 was his selection as an All-Pro by *The Sporting News*. It was the fourth time in his career he has been named All-Pro, tying him with Mel Renfro and Cliff Harris as the most decorated safeties in club history. Following the season, Woodson made his fifth consecutive trip to Hawaii as a member of the NFC Pro Bowl squad. The honor that may have meant the most to Woodson was the Ed Block Courage Award, an honor voted on by his Dallas teammates and given to the player who has overcome injuries to return to the field. He opened the season against Arizona (9/6) by finishing third on the team with five tackles, and he added a pass defended while helping limit the Cardinals to 205 total yards (45 rushing, 160 passing). He was second on the team with nine tackles at Denver (9/13) before leading the squad with a season-high 12 tackles at the N.Y. Giants (9/21). In the Giants game, the Dallas defense limited the Giants to 56 yards rushing. Woodson came right back the next week against Oakland (9/27) and tied his season-high with another 12-tackle performance. He again led the team in tackles with 11 stops at Washington (10/4) while helping limit the Redskins to 164 net yards passing on 13-of-29 attempts (44.8%). His eight-tackle game at Chicago (10/18) helped limit the Bears to 79 yards rushing on 31 carries (2.5 avg.). Woodson logged his only interception of the season at Philadelphia (11/2) and deflected two other passes while helping limit the Eagles to 200 yards of total offense. The Eagles were limited to 104 passing yards, including six receptions for 38 yards from their wide receivers (6.8 avg.). Against the N.Y. Giants (11/8), Woodson recorded a career-first when he posted the first multi-sack game of his career. He also led the team with 11 tackles and a team-high three special teams tackles. He again led the team in tackles with 11 at Arizona (11/15) and nine against Seattle (11/22). He also added his third sack of the season against Seattle - which forced a Warren Moon fumble that led to the first Dallas touchdown of the day. For the fourth straight game, Woodson was at the top of the tackle chart, tying for the team lead with eight stops against Minnesota (11/26) while also adding a team-high two tackles for a loss. He was second on the team with 10 tackles at New Orleans (12/6), posting his sixth double digit tackle game of the season. His three passes defended at Kansas City (12/13) led the team and tied his single-game career-best. He was also second among defensive backs with eight tackles on the day. Woodson closed out the season with six tackles and a forced fumble against Philadelphia (12/20) and then a seven-tackle performance against Washington (12/27). In the wild card playoff game against Arizona (1/2/99), he led the team with three passes defended, including a fourth quarter interception that stopped a Cardinals drive at the Dallas 16-yard line.

**1997:** Although Woodson's season was affected by injuries, causing him to miss two regular season starts for the first time in his career, he was still recognized as the game's very best strong safety, earning his fourth consecutive spot on the NFC Pro Bowl squad. For the first time since becoming a full-time starter in 1993, Woodson missed a pair of games due to injury. From Week Two of 1993 through Week Seven of 1997, Woodson had started 80 straight games (including playoffs), but that streak came to an end when he was forced to miss the game at Philadelphia (10/26) with a hyperextended right knee. It was the first time he had not suited up in a game in his career (100 consecutive games). He also missed the Thanksgiving Day game against Tennessee with a sprained right shoulder. Woodson's ability to play through injuries earned him the Dallas Cowboys Unsung Hero Award from the NFL Players Association. Despite the two missed games, he still finished the year fifth on the team with 97 tackles, while also leading the team in forced fumbles with three. He tied for the team lead in fumble recoveries with two. In the loss at Arizona (9/7), he had a career-high two forced fumbles and logged seven tackles. His second quarter sack and forced fumble came on a blitz of Cardinal QB Kent Graham, and the fumble was returned four yards for a touchdown by Chad Hennings. The next week, he led the team with 11 tackles against Philadelphia (9/15) as the Dallas defense limited the Eagles to 5.8 yards-per-pass play and 13 points on offense. Two weeks later, Woodson recorded his first interception of the season to set up a Dallas field goal against Chicago (9/28) while adding six tackles on the day. At Washington (10/13), Woodson tied for fourth on the team (second among defensive backs), with eight tackles despite suffering a hyperextended right knee in practice the Thursday before the game. He also forced a Redskins fumble that Dexter Coakley returned 16 yards for a touchdown. In the victory over Jacksonville (10/19), he registered four tackles before re-aggravating his hyperextended right knee early in the third quarter and leaving the game. After sitting out the Eagles game (10/26) the next week, Woodson returned to the starting lineup at San Francisco (11/2) and was second on the team with a season-high tying 11 tackles. He also led the team with two special teams tackles and recovered a fumble at the Cowboys 17 yard-line to end a potential 49ers scoring drive late in first half. At Green Bay (11/23), he logged five tackles despite suffering a strained right shoulder in the second quarter. He returned to the game until midway through the fourth quarter, but the shoulder injury



kept him out of the Thanksgiving Day game with Tennessee (11/27) four days later. At the conclusion of the season, Woodson underwent an exploratory arthroscopic debridement of his right shoulder by Dr. James Andrews on Jan. 14 in Birmingham, AL.

**1996:** Woodson capped another stellar season with his second consecutive All-Pro selection by the Associated Press and Pro Football Writers and his third straight Pro Bowl appearance. For the second time in his career, he tied for the team lead in interceptions (5, with Kevin Smith), matching the career-high number of interceptions he collected in 1994. He was also second on the team in tackles-the leader among defensive backs - with 118 stops. Woodson topped the 100-tackle mark for the fourth consecutive season, becoming the first Dallas player to accomplish that feat since Michael Downs (1983-1986). He finished the year ranked second on the team in both special teams tackles (18) and passes defended (10). Woodson also compiled a career-high total for sacks with three - marking the most sacks by a Dallas defensive back since Kenny Gant had three in 1992. In the season opener at Chicago (9/2), Woodson tied for the team lead among defensive backs with eight tackles, while also recovering a fumble that set up Dallas' first field goal. In the loss at Buffalo (9/22), Woodson picked up his first interception of the year while helping limit the Bills to just 89 yards passing. The next week at Philadelphia (9/30), he led the team with 11 tackles while recording his first sack of the year. In the Cowboys win over Atlanta (10/20), Woodson led the team with a season-high 17 tackles. He received a game ball for his performance against the Falcons after also recording two passes defended and a tackle for lost yardage. Woodson was the team leader in tackles with eight stops at San Francisco (11/10). He also registered a sack and intercepted a third quarter Elvis Grbac pass to set up a Dallas field goal. In the Monday night victory over Green Bay (11/18), Woodson helped limit the Packers offense to 254 total yards, and he intercepted Brett Favre's two-point conversion pass attempt in the fourth quarter. Woodson recorded his third interception of the year with a fourth quarter theft of Boomer Esiason at Arizona (12/8) that he returned to the Cardinals 24-yard line to set up a Dallas field goal. The following week, he picked off two Drew Bledsoe passes against New England (12/15), marking the second time in his career he has had a multiple interception game (vs. Arizona, 10/9/94). In the win over the Patriots, he also led the team with nine tackles and forced a Curtis Martin fumble on third-and-one from the Dallas 16-yard line to stop a scoring drive in the second quarter. Later in the third quarter, he returned an interception 21 yards to the Patriots four-yard line to set up a Dallas field goal. His fourth quarter interception ended the Patriots chances with 2:22 remaining. In the playoff loss at Carolina (1/5/97), Woodson picked up his second career postseason interception on the Panther's opening drive of the game - setting up a Dallas field goal.

**1995:** Daren Woodson's fourth NFL season was somewhat of a "dream season" for the Cowboys most decorated defensive player. He closed the year in his hometown of Phoenix, playing in Super Bowl XXX in the same Sun Devil Stadium where he starred at Arizona State. Along the way to the Super Bowl, Woodson was a consensus All-Pro selection at strong safety for the second consecutive year, and he earned his second straight starting berth in the Pro Bowl. In doing so, Woodson became the first Dallas defensive back to earn consecutive All-Pro honors since Everson Walls (1982-83). Woodson also became the first Dallas safety to make back-to-back Pro Bowl trips since Cliff Harris in 1978-79. He led the Cowboys with 144 tackles, and became the first defensive back to top the team tackle list since Bill Bates in 1988. He enjoyed his most productive all-around day of the year in the loss at Washington (10/1). Woodson led the team with 15 tackles and returned an interception 37 yards for a touchdown, marking his second career interception return for a score. He also forced a fumble and had a tackle for a loss in the defeat at RFK. In the Cowboys 34-21 win over the Raiders in Oakland (11/19), Woodson recorded a season-high 16 tackles, including a career-high tying 11 solo stops. He also had two passes defended and a key interception at the Raiders four-yard line that stopped a fourth quarter drive. His other top tackling performances came in the following regular season games: at Minnesota (12 stops, earning a game ball on 9/17), San Francisco (10 tackles on 11/12), at Philadelphia (14 stops on 12/10) and against the New York Giants (12 stops on 12/17). In addition to leading the team in tackles during the regular season, Woodson also led the team with 23 postseason tackles, including a team-high 11 stops against Pittsburgh in Super Bowl XXX (1/28/96). In the divisional playoff win over Philadelphia (1/7/96), his hit on Eagles quarterback Rodney Peete forced Peete to leave the game with a concussion. Woodson joined Shante Carver as the two former ASU Sun Devils to play for the Cowboys on their college field at Super Bowl XXX.

**1994:** Woodson's rapid climb to the top level of NFL safeties reached the summit in 1994 - his third year in the NFL and second year as a starter. He was a consensus All-Pro, and he tied for the Cowboys' team lead in interceptions while becoming the first Dallas defensive back to be selected as a Pro Bowl starter since Everson Walls (1985). Woodson's five interceptions ranked fifth in the NFC and 10th in the NFL and were the most by a Dallas safety since Michael Downs had six in 1986. Woodson recorded his second straight 100-plus-tackle season by finishing the year second on the club with 113 stops. He also tied for third on the team in passes defended with 12. Woodson got off to a blazing start by earning game balls in six of the Cowboys first seven games. Those games and his performances are as follows: at Pittsburgh (9/4) - in the season opener, Woodson received a game ball after his seven tackles helped hold the Steelers to 126 yards in total offense. Against Houston (9/11) - he picked up a game ball after recording 13 tackles playing middle linebacker in the Cowboys "45" and nickel defenses. He also picked up his first career regular season interception against Houston. At Washington (10/2) - he earned a special teams game ball by forcing a fumble on the opening kickoff and tying for the team lead in special teams tackles with two. Against Arizona (10/9), he led the team in tackles with seven and recorded two interceptions





that led to Dallas touchdowns in the Cowboys 38-3 win. It was the first multiple interception game of Woodson's career. Against Philadelphia (10/16) - after leading all Dallas defensive backs with six tackles. Woodson also returned a third quarter interception 26 yards to set up a Cowboys touchdown. At Arizona (10/23) - Woodson registered a season-high 15 tackles. He was named the NFC's Defensive Player of the Week after making the play-of-the-game in the Cowboys' NFC East clinching victory at Philadelphia (12/4). In addition to recording nine tackles on the day, Woodson stepped in front of a fourth quarter Randall Cunningham pass and raced 94 yards for a touchdown to ensure the Cowboys 31-19 victory. It was the third longest interception return in club history. He recovered his only fumble of the year at Cincinnati (10/30). Despite earning All-Pro honors at safety, Woodson remained one of the Cowboys top special teams performers, tying for third on the team in special teams tackles with 23.

**1993:** As a second-year player, Woodson earned a starting job at strong safety in training camp and then nearly won the team's individual tackle title by collecting 155 stops - just four shy of team leader, Ken Norton. Woodson's 155 tackles were the most ever by a Dallas defensive back. Moreover, with eight double-digit tackle games in 1993, he joined Eugene Lockhart (16 in 1989) as only the second Dallas player to register at least seven double-figure tackle games in a season (since game-by-game records were kept in 1984). He led the Cowboys in fumble recoveries with three (while forcing another) and contributed four tackles for lost yardage totaling 13 yards. He enjoyed an all-time game in the regular season finale at Giants Stadium (1/2/94) - collecting a career-best 19 tackles (the most ever by a Dallas defensive back in a single game) and one fumble recovery. His 19 tackles against the Giants tied him for second place on the Cowboys all-time single-game tackle list. For the regular season, Woodson averaged 9.7 tackles-per-game, but over the course of the last nine games, he contributed 11.8 tackles-per-game. That stretch included the Cowboys' four games in the month of November where Woodson turned in double figure tackle totals in all four games and 48 total stops. He closed the month of November with 15 tackles against Miami on Thanksgiving Day (11/25). He was the team's leading tackler in the playoffs with 27 stops. He also registered his first professional interception in the playoffs against Green Bay (1/16/94), and he recovered a fumble in Super Bowl XXVIII against the Bills (1/30/94). Woodson missed the opener at Washington (9/6) as he was still recovering from a fractured right forearm.

**1992:** Although Woodson was a second-round draft choice of the Cowboys, his play in the nickel pass defense caught almost everyone by surprise. It was thought that the switch he faced, moving from linebacker at Arizona State to strong safety in the NFL, would take a longer period of time for adjusting. Instead, he quickly became the club's draft surprise. Woodson became a major contributor to the defense while leading the special teams with 19 tackles. In 16 games, he recorded 33 tackles (28 solo), second among Dallas' rookies. Included was a season-high six stops in a start against the Run-and-Shoot offense at Atlanta (12/21). His first NFL start came in a pass situation defense at Detroit (11/8). Two weeks later at Phoenix (11/22), he had five solo tackles, his high of the season. Against Chicago (12/27), Woodson's first NFL sack forced a first-quarter fumble at Chicago's 30-yard line, but the Bear's recovered. Against Philadelphia (1/10/93) in the playoffs, he forced a fumble at the Eagles' 25-yard line to set up a Dallas field goal at the end of the first half. His standout play on special teams included a game ball for the 27-0 win over Seattle (10/11).

**COLLEGE:** An All-PAC 10 second-team selection his senior season and honorable mention All-America as a junior, Woodson played linebacker at Arizona State. Coming out of high school, he didn't have the grades to accept a football scholarship from ASU, so he started his career as a walk-on and quickly developed a reputation for being one of the fiercest hitters in the country. As a sophomore in 1989, he had a career-high 16 tackles against Stanford en route to his single-season high of 122 tackles (79 solo). Of his five career interceptions, three came in his senior season.

**PERSONAL:** Darren Ray Woodson was a first-team All-Metro Division AAA linebacker and running back at Maryvale High School in Phoenix, AZ, and earned first team all-city honors as a linebacker and second team recognition as a running back his final season. Darren ran for a career-high 225 yards and six touchdowns against Kofa High in Yuma, AZ, tying a Phoenix Metro game record and setting a school mark. He earned three letters in football and served as team captain his senior year. Woodson served as the Dallas Cowboys spokesman in a United Way public service announcement that was televised nationally throughout the 1996 season. He received his degree in criminal justice at Arizona State.

WOODSON'S COWBOYS TOTALS

Year	Tackles			Sacks	Tkl/ Loss	QB Press.	Passes Def.	For. Fum.	Special Teams		
	Solo	Ast.	Tot.						Solo	Ast.	Tot.
1992	28	5	33	1.0(-9)	1(-4)	1	4	1	14	5	19
1993	89	66	155	0.0	4(-13)	1	4	1	1	1	2
1994	69	44	113	0.0	3(-3)	0	12	1	16	7	23
1995	90	54	144	0.0	6(-11)	3	8	1	6	3	9
1996	70	48	118	3.0(-17)	5(-9)	3	10	2	12	6	18
1997	45	52	97	2.0(-24)	3(-4)	0	5	3	7	2	9
1998	74	62	136	3.0(-17)	4(-11)	2	11	2	8	2	10
Totals	465	331	796	9.0(-67)	26(-55)	10	54	11	64	26	90
<b>Playoffs</b>											
1992	10	4	14	0.0	0	1	1	1	3	2	5
1993	16	11	27	0.0	1(-4)	0	2	0	2	0	2
1994	9	5	14	0.0	0	0	1	0	0	1	1
1995	18	5	23	0.0	1(-1)	2	1	0	2	0	2
1996	8	4	12	0.0	1(-1)	0	1	0	1	2	3
1998	2	3	5	0.0	0	1	3	0	0	0	0
Totals	63	32	95	0.0	3(-6)	4	9	1	8	5	13



## WOODSON'S COWBOYS TOTALS (cont.)

Year	Pass Interceptions				
	No.	Yds.	Avg.	Long	TD
1994	5	140	28.0	94t	1
1995	2	46	23.0	37t	1
1996	5	43	8.6	21	0
1997	1	14	14.0	14	0
1998	1	1	1.0	1	0
Totals	14	244	17.4	94t	2
Playoffs					
1993	1	5	5.0	5	0
1996	1	0	0.0	0	0
1998	1	19	19.0	19	0
Totals	3	24	8.0	19	0

Year	Opponents' Fumbles Recovered				
	No.	Yds.	Avg.	Long	TD
1993	3	0	0.0	0	0
1994	1	0	0.0	0	0
1997	2	0	0.0	0	0
Totals	6	0	0.0	0	0

Playoffs					
1993	1	0	0.0	0	0

## Single-Game Bests

Total Tackles – 19 @ N.Y. Giants, 1/2/94  
 Solo Tackles – 11 twice, @ N.Y. Giants, 1/2/94; and @ Oakland, 11/19/95  
 Assists – 9 vs. Atlanta, 10/20/96  
 Interceptions – 2 twice, vs. Arizona, 10/9/94; and vs. New England, 12/15/96  
 Passes Defensed – 3 three times, last @ Kansas City, 12/13/98  
 Playoffs – 3 vs. Arizona, 1/2/99  
 Forced Fumbles – 2 @ Arizona, 9/7/97

## Other Cowboys With Pro Experience

**Jeremy Akers**, a 6-5, 305-pound offensive lineman from Notre Dame, went to training camp with the Atlanta Falcons in 1998 but was released at the end of camp. He spent the 1997 season on the Falcons practice squad after signing with Atlanta following the NFL Draft. He spent the spring of 1999 playing with the Rhein Fire of NFL Europe, helping running back Kenny Bynum rush for 960 yards and quarterback Jim Arellanes lead the league with a 104.9 quarterback rating. He anchored an Irish offensive line that helped Notre Dame rush for 271 yards-per-game during his senior season. Akers played on the offensive and defensive lines at St. Albans High School in Washington, D.C. He totaled 22 tackles, three sacks and a fumble recovery in a single game as a senior at St. Alban. Akers, born Jan. 9, 1974, earned his degree in economics with a concentration in computer applications.

**Chris Brymer**, a 6-3, 300-pound center/guard from Southern California, went to training camp with the Seattle Seahawks in 1998 but was released at the end of training camp. He was signed to the Miami Dolphins practice squad on Nov. 11 before being released on Dec. 23. Brymer spent the spring of 1999 playing with the Rhein Fire of NFL Europe. He earned All-PAC 10 honorable mention honors as a junior and senior at Southern Cal after missing his sophomore season due to academic ineligibility. As a redshirt freshman in 1993, he started six of USC's last seven games. Brymer was a Blue Chip All-America, Scholastic Coach All-America honorable mention, *SuperPrep* All-Far West and team MVP as a senior at Apple Valley, CA, High School. Brymer, born Nov. 29, 1974, was also a shot putter and discus thrower at Apple Valley.

**Aaron DeLaTorre**, a 6-2, 295-pound defensive tackle from Stephen F. Austin, went to training camp with Pittsburgh in 1998 but was released prior to the start of the season. He spent the spring of 1999 with the Scottish Claymores of NFL Europe, where he finished with 20 tackles and two sacks. As a senior at Stephen F. Austin, he totaled 36 tackles, five sacks, six tackles for losses and three fumble recoveries. Despite being hampered by a recurring knee injury, he totaled 23 tackles and seven tackles for losses as a junior. As a sophomore, he registered 23 tackles, five stops behind the line of scrimmage and a sack before having his season cut short with a knee injury. As a redshirt freshman, he totaled 30 tackles and four and a half sacks. He was a *Dallas Morning News* Top 100 pick as a senior after earning all-state, all-district, all-metro and team MVP honors for Irving, TX, High School. The kinesiology major, born May 6, 1975, was a state quarterfinalist in wrestling for Irving High.

**Denny Fortney**, a 6-3, 295-pound center from Miami, went to camp with Dallas in 1998 but was released Aug. 29. He then signed to the Cowboys practice squad on Sept. 8, where he spent the remainder of the season. He made the move from defensive tackle to center at the end of the 1998 season. He started all 34 games at the University of Miami, totaling 50 tackles, 19 quarterback pressures, four tackles for losses, two passes defensed and a sack as a senior. He registered 50 stops, 16 pressures, 2.5 sacks, two tackles for losses, two forced fumbles and a fumble recovery as a junior while also handling deep snapping duties. He was named the team's Strength Training Athlete of the Year in 1996. He won the Hurricane's Unsung Hero Award as a sophomore after totaling 62 tackles, 12 pressures, four tackles behind the line of scrimmage, three sacks, a pass defensed and a forced fumble. He did not play during his redshirt season in 1994 due to injury. Fortney earned all-area and Conference Player of the Year honors as a senior linebacker and tight end at Waynesboro, PA, High School. He caught 25 passes for 332 yards and two touchdowns while recording 132 tackles, three interceptions, two sacks and two fumble recoveries in his final year. He was rated the second-best heavyweight wrestler in the state as a senior. Dennis Allen Fortney, Jr, born Dec. 27, 1974, was a business management and organization major.





**Zebbie Lethridge**, a 6-0, 201-pound cornerback from Texas Tech, went to training camp with Dallas in 1998 but was released Aug. 29. He then signed to the Cowboys practice squad on Sept. 2, where he spent the rest of the season. He was moved from defensive back to wide receiver late in 1998 and back to cornerback in the spring of 1999 after playing quarterback in college. He fractured his left clavicle during Dallas' first mini-camp in May, 1999 and spent six weeks rehabilitating. As a senior at Tech, he completed 134-of-261 passes for 1,622 yards, six touchdowns and four interceptions, while gaining 133 yards and seven touchdowns on 107 carries. He finished 117-of-267 for 1,686 yards, 11 touchdowns and six interceptions as a junior while contributing 342 yards and seven touchdowns on 130 carries. He set a Southwest Conference record by attempting 211 consecutive passes without an interception while finishing 136-of-281 for 1,885 yards, 13 touchdowns and six interceptions as a sophomore. He also added 137 yards and nine touchdowns on 122 carries. He was the consensus SWC Newcomer of the Year as a redshirt freshman after completing 132-of-261 passes for 1,596 yards, 12 touchdowns and six interceptions while rushing for 289 yards and six touchdowns on 110 carries. He earned Lubbock City Player of the Year honors as a senior at Estacado High School in Lubbock, TX. He was also an all-district pick in basketball and baseball as a senior. Lethridge, born Jan. 31, 1975, was a communication studies major.

**David McCann**, a 5-10, 230-pound fullback from Murray State, went to training camp with the Pittsburgh Steelers in 1998 but was waived before the season started. The Cowboys claimed him Aug. 25, but he was released by Dallas four days later. He spent the 1997 season on the Steelers practice squad after signing as a rookie free agent. McCann finished second in Murray State school history with 24 career touchdowns. He scored seven touchdowns as a senior while earning second-team All-Ohio Valley Conference honors. He scored 11 rushing touchdowns as a junior after rushing for 512 yards as a sophomore while averaging 5.2 yards-per-carry. He saw action as a fullback and as a linebacker as a freshman. He participated in football, track and baseball at Central Hardin, KY, High School, where he was a two-year letterman. Born July 27, 1975, David Paul McCann placed third in the Kentucky state powerlifting championships.

**Chance McCarty**, a 6-3, 265-pound defensive end from Texas Christian University, was a seventh-round (121st overall) draft choice of the Tampa Bay Buccaneers in 1998, but was released at the end of camp. He was signed to the Indianapolis Colts' practice squad Nov. 16 and remained there for the season. McCarty recorded a career-high 59 tackles with eight sacks, six passes defended, six forced fumbles and two fumble recoveries as a senior at TCU. As a junior, he totaled 21 tackles, a sack and a pass deflection in eight games. He racked up 22 tackles, a sack, three passes defended and a fumble recovery as a sophomore after switching from quarterback to defensive end. He was a medical redshirt in 1994 after serving as TCU's third quarterback. McCarty earned *SuperPrep* All-America accolades as a quarterback at Eastern Hills High School in Ft. Worth, TX. Chance Edwin McCarty, born Aug. 29, 1975, was a three-time all-district choice in football while also playing basketball and running track for Eastern Hills.

**Brandon Noble**, a 6-2, 285-pound defensive tackle from Penn State, went to training camp with the 49ers in 1998 but was released at the end of camp. He spent the spring of 1999 with the Barcelona Dragons of NFL Europe, where he finished the season with 27 tackles, a blocked PAT and five sacks – fourth highest total in the league. He went to camp with San Francisco as a rookie free agent in 1997 but was waived during camp. He was signed to the 49ers practice squad Nov. 12, 1997 and waived a week later before signing with San Francisco again the following spring, when he was allocated to Barcelona of NFL Europe. He was named NFL Europe Defensive Player of the Week after recovering two fumbles, returning one 34 yards for a touchdown, against Frankfurt. As a senior at Penn State in 1996, Noble posted a team-high eight sacks and a career-high 72 tackles. In his first full season starting as a junior, he registered 53 tackles and four sacks after totaling 22 tackles and two sacks during Penn States' 12-0 season his sophomore year. Brandon Patrick Noble, born May 10, 1974, was named the class 3-A State Player of the Year as a senior at First Colonial High School in Virginia Beach, VA.

**Earl Scott**, a 6-3, 290-pound guard/center from Arkansas, went to training camp with Dallas in 1998 but was released at the end of camp. He was signed to the Cowboys' practice squad on Sept. 2 and was released Dec. 9. He spent the spring of 1997 and 1998 playing for the Amsterdam Admirals of NFL Europe. He has also spent two seasons playing in the Arena Football League, one season with Tampa Bay and one season with San Jose. Scott started every game at center for Arkansas as a senior, helping lead the Razorbacks to an 8-4 record and a trip to the Carquest Bowl. Arkansas rushed for over 200 yards three times in 1995, including a 368-yard effort against South Carolina. Scott was a four-year letterman for the Razorbacks. Born Aug. 31, 1973, Scott played football at North Little Rock, AR, High School.


**Jason Tucker**, a 6-1, 182-pound wide receiver from Texas Christian University, was a sixth-round (167th overall) draft pick of the Cincinnati Bengals in 1998. After suffering a pulled left hamstring, the Bengals released him with an injury settlement on Aug. 19. He then signed onto Green Bay's practice squad on Oct. 28 before being waived on Dec. 16. He spent the spring of 1999 playing for the Rhein Fire of NFL Europe, where he finished second on the team with 26 catches for 454 yards and three touchdowns. Before missing his senior season at TCU due to suspension, Tucker caught 39 passes for 692 yards (17.7 avg.) and four touchdowns as a junior. He played in nine games as a sophomore, catching 31 passes for 433 yards and a



touchdown. As a freshman, he caught eight passes for 72 yards while playing in every game. Tucker was a two-time all-state selection at Robinson, TX, High School. He closed his three year career at Robinson with 81 receptions for 1,771 yards and 25 touchdowns. Tucker, born June 24, 1976, also lettered in baseball and track at Robinson High.

**John Washington**, a 5-10, 170-pound wide receiver from Texas Christian University, went to training camp with the N.Y. Giants last year but was waived/injured on Aug. 17 with a pulled left hamstring. He signed with the Giants as a rookie free agent in 1997 but was released at the end of camp. He signed onto the Giants practice squad on Sept. 24, 1997 and was activated to the 53-man roster on Dec. 23, 1997. Washington finished his collegiate career fourth in TCU history with 135 receptions and sixth with 1,685 receiving yards. He finished his career with 34 consecutive starts at wide receiver. He totaled 39 receptions for 353 yards and a touchdown as a senior in 1996. As a junior, he caught 52 passes for 699 yards and six touchdowns while adding 97 rushing yards and 257 yards on punt returns to earn consensus All-Southwest Conference honors. He led the conference with 4.7 catches-per-contest as a junior. He caught 63 passes for 994 yards and 11 touchdowns in his final two seasons at Longview, TX, High School. Washington, born July 8, 1974, was listed among the Texas Top 100 prep players following his career at Longview.

## Cowboys Draft Choices



### Ebenezer Ekuban

#### Defensive End

6'3" ★ 281 ★ 5/29/76

North Carolina

D-1 for '99 (20th overall)



Possessing outstanding speed and quickness for a player his size (281 pounds), Ebenezer Ekuban was a pass rusher that the Cowboys could not pass up in the first round of the 1999 NFL Draft. The Dallas coaching staff was also very impressed with Ekuban's outstanding work ethic, his ability to learn things rapidly and his fierce desire to be successful. A very coachable athlete who is a quick study, Ekuban became one of the nation's dominant pass rushers as a senior after spending the early portion of his collegiate career at North Carolina as a tight end. Ekuban registered the fastest 40 time (4.70) among all defensive linemen at the 1999 NFL Scouting Combine in Indianapolis. He also turned in the fastest time in the 10-yard dash (1.61) and the second fastest time in the 20 (2.76) behind the Cowboys fourth-round selection Peppi Zellner (2.74).

**1998:** Ekuban capped his collegiate career by being named first team All-America by the *Sporting News*. He was also a first team Atlantic Coast Conference selection. In his first season as a full-time starter, Ekuban collected 96 tackles and led the Tar Heels with seven sacks. He also set a school record with 23 stops for losses of 98 yards. The previous school record in that department was shared by Lawrence Taylor and William Fuller, both of whom had 22 stops for losses. Ekuban also caused two fumbles, blocked a kick and deflected four passes in 1998. He earned ACC Player of the Week honors against Clemson, collecting a career-high 16 tackles, four tackles for losses, two sacks and a caused fumbled. He added double-figure tackle games against Stanford (11), Pittsburgh (13) and Duke (13). Ekuban helped guide the Tar Heels to a 6-5 regular season record and a victory over San Diego State in the Las Vegas Bowl.

**1997:** As a junior, in his first season as a defensive end, Ekuban played in 10 regular season games and had starting assignments in two of those: Duke and Clemson. He finished the year with 40 tackles and five sacks. He also collected nine tackles behind the line of scrimmage for losses totaling 53 yards. He enjoyed his finest outing of the season in a win over Maryland, registering nine tackles, three sacks and four tackles for lost yardage. Ekuban played a key role in the Tar Heels rise up the national polls, as the team finished the year with an 10-1 regular season record and a win over Virginia Tech in the Gator Bowl.

**1996:** As a sophomore, Ekuban played in 10 games as a reserve tight end and caught five passes for 62 yards. He had a season-long reception of 22 yards in a win at Houston and also registered a four-yard scoring catch in that game. The Tar Heels rolled up a 9-2 regular season record and closed the year with a victory over West Virginia in the Gator Bowl.

**1995:** As a freshman, Ekuban appeared in the final eight games of the year as a reserve tight end. His only reception was a four-yard touchdown catch in the 28-24 win over Duke.

**PERSONAL:** Ekuban's collegiate career away from the athletic field was every bit as accomplished as his All-America performances in football. As a senior, he made the Dean's List in the fall of his final football season. He went on to be named the 1998 winner of the Jim Tatum Award, which honors the ACC's top student athlete on the football field. Ekuban earned his





degree in exercise and sports science. He was actively involved in the Carolina Outreach Community Service Program, and was involved in helping to raise \$6,000 for juvenile diabetes research in September of 1998. He was a collegiate teammate of Greg Ellis, another Cowboys defensive end who was selected in the first round of the 1998 NFL Draft. Ekuban is a native of Ghana, Africa, and he did not participate in football until his junior year of high school in Maryland. He graduated from Bladensburg High School in Riverdale, MD, where he was a two-way standout as a senior tight end and defensive end. In his final prep season, he caught 28 passes for 546 yards and five touchdowns while also recording 76 tackles and 11 sacks. Ekuban participated in the Cowboys efforts at the Plano Susan G. Komen Race for the Cure in May.

## EKUBAN'S NORTH CAROLINA TOTALS

Year	Solo	Tackles Ast.	Tot.	Sacks	Tk/ Loss	QB Press.	Passes Def.	For. Fum.
1997	21	19	40	5.0 (-43)	9(-53)	12	2	1
1998	68	28	96	7.0 (-69)	23(-98)	3	4	2
Totals	89	47	136	12.0 (-112)	32(-151)	15	6	3



## Solomon Page

### Tackle

6'4" ★ 306 ★ 2/27/76

West Virginia  
D-2 for '99 (55th overall)



A three-year starter at left tackle, Solomon Page helped anchor an offensive line at West Virginia that produced at least 300 total yards in each of his final 21 games. A starter in his final 36 games, Page was a two-time All-Big East selection and led the Mountaineers to three consecutive postseason bowl appearances. His work with the offensive line helped pave the way for three years of record setting Mountaineer offense. Behind the blocking of Page, All-America running back Amos Zereoue became the school's and Big East Conference's all-time leading rusher with 4,054 career yards, including a school-record 21 100-yard rushing games. With the protection Page provided while anchoring the left side, quarterback Marc Bulger set a West Virginia record with 5,995 career passing yards, and wide receiver David Saunders was on the receiving end of 183 of those passes for 2,513 yards, both school records.

**1998:** An All-Big East Conference selection, Page manned the left tackle position all season, registering 18 knockdowns and grading out at 89% consistency for an offense that generated 5,546 total yards, just 45 yards shy of the school record of 5,591. Against Tulsa, the Mountaineer offense racked up 520 total yards, including 192 rushing from Zereoue. In a 35-28 win over Syracuse, the West Virginia offense rolled to 481 yards of total offense. Against Rutgers, Zereoue rushed for a season-high 228 yards. West Virginia then piled up a season-high 535 yards of total offense against Pitt in the regular season finale, including 409 yards through the air – second best passing effort in school history.

**1997:** Page earned All-Big East honors after starting every game at left tackle. He recorded 28 knockdown blocks and graded out at 87% consistency in his blocking for an offense that amassed 4,602 yards. Page brought down East Carolina's Rodrick Coleman on Amos Zereoue's game-winning nine-yard touchdown in the Mountaineers' 24-17 win over the Pirates. His blocking was a key component as West Virginia's offense gained over 390 yards in four consecutive games against Miami, Rutgers, Maryland and Virginia Tech. The Mountaineers then closed out the season by rolling up 482 yards against Pitt and 409 yards against Georgia Tech in the Carquest Bowl.

**1996:** Page took over at left tackle and started every game, collecting 23 knockdown blocks and grading out at 84% consistency. He became just the 11th freshman since 1980 to earn a spot in the exclusive Mountaineer Club for players who grade at least 80 percent at their position in at least eight games. Against Virginia Tech, his block on defensive end Cornell Brown gave receiver David Saunders the opening to take a one-yard toss from quarterback Chad Johnston into the end zone for a touchdown. He later took Brown down again to clear a path for Alvin Swoope's 16-yard scoring run. The Mountaineers rushed for 201 yards against Temple behind the blocking of Page, who also provided a key block on Johnston's 24-yard touchdown pass to Raasaan Vanterpool. In West Virginia's 20-13 loss to North Carolina in the Gator Bowl, he upended linebacker Brian Simmons to earn a sack so Johnston could find Saunders with a 34-yard scoring toss.

**1995:** Page redshirted as a freshman.

**1994:** After originally signing with West Virginia, Page opted to attend Hargrave Military Academy for one year.

**PERSONAL:** An all-city selection at Brashear High School in Pittsburgh, PA. Page was rated the 34th best defensive tackle prospect in the country by Prep Football Report. He was an athletic coaching education major at West Virginia.



# Dat Nguyen

## Linebacker

5'11" ★ 231 ★ 9/25/75  
**Texas A&M**  
**D-3 for '99 (85th overall)**



Dat Nguyen (pronounce WIN) has been overcoming long odds his entire life. The son of Vietnamese immigrants, Nguyen heard for years how he was too small to play football. Now after winning numerous honors at Rockport-Fulton High School and Texas A&M University, he has reached the NFL. Before he left A&M, Nguyen had established Aggie career records with 51 consecutive starts, 517 career tackles and a 10.7 tackles-per-game average. After such an illustrious collegiate career, the "undersized" criticism was still heard from NFL personnel. The Cowboys overlooked that criticism and drafted the most productive linebacker in Texas A&M history in the third round of the NFL Draft. Nguyen is a fearless competitor who flies around the field and makes plays. His use of proper angles in pursuit allows him to penetrate into the backfield and to drop into pass coverage. It is his keen instincts, feel for the crease and ability to string plays wide that has Cowboys coaches excited.

**1998:** Nguyen was one of the nation's most decorated collegiate players as a senior, earning All-America honors from Walter Camp, The Sports Network, *The Sporting News*, Burger King/AFCA, *Football News & College Football News*. The National and Big 12 Defensive Player of the Year also won the Lombardi Trophy and Chuck Bednarik Award, was a finalist for the Dick Butkus and Sullivan Awards and was a unanimous All-Big 12 first team choice. Nguyen was also named the *Dallas Morning News* Big 12 Male Athlete of the Year. He finished his senior season with a career-high 147 tackles, becoming the first player in school history to lead Texas A&M in tackles four straight seasons. He also added 20 tackles for losses, four sacks, four forced fumbles, two interceptions, two passes defended and two fumble recoveries. He posted 13 tackles against Florida State in the Kickoff Classic, at Baylor and at Oklahoma State while recording 17 tackles against Missouri. Nguyen tallied 17 stops and an interception against Kansas State in the Big 12 Championship Game before totaling 14 tackles, three tackles for losses and a sack against Ohio State in the Sugar Bowl. He posted eight double digit tackle games as a senior.

**1997:** As a junior, Nguyen was an All-Big 12 first-team selection, team MVP and semi-finalist for the Dick Butkus and Bronko Nagurski Awards after recording 130 tackles, 13 tackles behind the line of scrimmage, four fumble recoveries, three forced fumbles, three passes defended and an interception. He posted a career-high 20 tackles, which is the fifth highest single-game total in A&M history, at Kansas State before totaling 13 tackles at Texas Tech and against Oklahoma State. In the Big 12 Championship Game against Nebraska, Nguyen registered 16 stops, including three tackles behind the line of scrimmage. He tied his career-high with 20 tackles against UCLA in the Cotton Bowl while adding six tackles behind the line of scrimmage and an interception to earn defensive MVP honors. He finished with eight double-digit tackle games.

**1996:** Nguyen was an All-Big 12 first-team selection as a sophomore after leading the Aggies with 146 tackles, seven tackles for losses, six forced fumbles, three interceptions, three passes defended, three fumble recoveries and 1.5 sacks. He totaled 17 stops at Southwestern Louisiana and 15 stops against Colorado. He posted 14 tackles in back-to-back weeks against Kansas State and Texas Tech before closing the season with an 18-tackle performance at Texas. He finished the season with nine double digit tackle games.

**1995:** Nguyen was named Southwest Conference Defensive Newcomer of the Year as a red-shirt freshman in 1995 after becoming the first freshman in A&M history to lead the team in tackles. He finished the year with 94 tackles, seven tackles for losses and four passes defended. He registered his first career double digit tackle game with 14 at Texas Tech. He recorded an Aggie freshman record 18 tackles at Rice, and the next week against Middle Tennessee State, he deflected two passes and returned an on-side kickoff 46 yards for a touchdown. He totaled 11 tackles at TCU the next week.

**PERSONAL:** Nguyen was a consensus Texas Top 100 linebacker following his prep career at Rockport-Fulton High School in Rockport, TX. He earned district 30-3A Defensive Player of the Year honors as a senior after tallying 188 tackles. He also earned Class 3A second-team all state honors as a punter. Nguyen graduated from Texas A&M with a degree in Agricultural Development in Aug. 1998 and took post-graduate classes during his senior football season.

NGUYEN'S TEXAS A&M TOTALS


Year	Solo	Tackles		Sacks	QB Press.	Tkl/Loss	Passes Def.	For. Fum.
		Asst.	Tot.					
1995	65	29	94	0.0	0	7(-13)	4	0
1996	98	48	146	1.5	0	7(-10)	3	6
1997	82	48	130	0.0	0	13(-29)	3	3
1998	102	45	147	4.0	0	6(-50)	2	4
Totals	347	170	517	5.5	0	33(-102)	12	13





NGUYEN'S TEXAS A&M TOTALS (cont.)

Pass Interceptions						Opponents' Fumbles Recovered					
Year	No.	Yds.	Avg.	Long	TD	Year	No.	Yds.	Avg.	Long	TD
1996	3	38	12.7	36	1	1996	3	0	0.0	0	0
1997	1	32	32.0	32t	1	1997	4	25	6.3	25t	1
1998	2	28	14.0	18	0	1998	2	0	0.0	0	0
Totals	6	98	16.3	36	2	Totals	9	25	2.8	25t	1



# Wane McGarity

**Wide Receiver**

**5'8" ★ 191 ★ 9/30/76**

**Texas**

**D-4a for '99 (118th overall)**



Looking to add a big-play receiver to the offense, the Cowboys drafted Wane McGarity with their first pick in the fourth round of the NFL Draft. McGarity, who averaged 17.8 yards-per-catch during his career, overcame two major knee operations during college to move into the top six in several Texas receiving categories. He ranks sixth on the school's career-record list with 95 receptions and third with 1,687 receiving yards and 14 touchdowns. Along with the longest reception in Longhorn history (97 yards), he scored eight touchdowns of 30 yards or longer, including five of 50 yards or longer, during his senior campaign. McGarity's ability to make things happen after catching the ball has Cowboys coaches excited. His early workouts in Dallas have impressed coaches, and they feel that he should not only be able to contribute in the passing game but in the return game as well.

**1998:** McGarity earned All-Big 12 honors as a senior after setting school records with 58 receptions for 1,087 yards (18.7 avg.) and nine touchdowns, the second highest touchdown total in school history. He opened the season with six catches for 117 yards against New Mexico State. He caught six passes for 152 yards and a touchdown at Kansas State before totaling 145 yards and a touchdown on six catches against Rice. He caught six passes for 153 yards against Oklahoma, including a 97-yard touchdown that marked the longest reception in Texas history. He totaled nine catches for 125 yards and a touchdown against Oklahoma State, and at Texas Tech, he caught six passes for 174 yards and four touchdowns. His 174 yards rank fifth in school history, and his four touchdowns, 67, 47, 31 and 12 yards, set a school record for touchdowns in a game. He closed his collegiate career with four receptions for 132 yards, including scoring grabs of 59 and 52 yards, against Mississippi State in the Cotton Bowl.

**1997:** As a junior, McGarity caught 10 passes for 169 yards before tearing the anterior cruciate ligament in his left knee in the third game of the season. He opened the year with five catches for 105 yards against Rutgers before adding 64 yards on five catches against UCLA.

**1996:** McGarity caught 18 passes for 318 yards (17.7) and four touchdowns. He caught three passes for 46 yards, including a 26-yard touchdown, at Texas Tech before tallying three receptions for 82 yards with a 53-yard touchdown against Texas A&M. Against Nebraska in the Big 12 Championship Game, McGarity totaled 96 yards on three catches, including a game-winning 66-yard touchdown. He then caught three passes for 27 yards against Penn State in the Fiesta Bowl.

**1995:** McGarity played in every game as a reserve tailback during his redshirt freshman campaign. He carried the ball 26 times for 112 yards and three touchdowns while catching nine passes for 113 yards. He registered five receptions for 75 yards against Notre Dame before scoring on one-yard rushes at Houston, against TCU and Baylor. He added a one-yard reception against Virginia Tech in the Cotton Bowl.

**1994:** McGarity was redshirted after tearing the anterior cruciate ligament in his right knee on the first day of preseason drills and undergoing reconstructive surgery.


**PERSONAL:** Wane Keith McGarity rushed for 1,606 yards and 22 touchdowns on 233 carries as a member of Clark High School in San Antonio, TX, after rushing for 890 yards as a junior. He was also a three-time district champion in the 100-meters, twice qualifying for the state finals. In 1992, McGarity had reconstructive surgery to repair a torn ACL in his right knee. The Sports Management major regularly visited Children's Hospital of Austin during his stay at the University of Texas.

McGARTY'S TEXAS TOTALS

Receiving						Rushing					
Year	No.	Yds.	Avg.	Long	TD	Year	No.	Yds.	Avg.	Long	TD
1995	9	113	12.6	39	0	1995	26	112	4.3	18	3
1996	18	318	17.7	66	4	1996	1	14	14.0	14	0
1997	10	169	16.9	42	1	1997	1	-11	-11.0	-11	0
1998	58	1,087	18.7	97t	9	Totals	28	115	4.1	18	3
Totals	95	1,687	17.8	97t	14						

Additional Statistics

**Kickoff Returns:** 1995 (4 ret., 40 yds.); 1996 (3 ret., 47 yds.); 1997 (4 ret., 107 yds.). Total 11 ret., 194 yds., 39 long.



## Peppi Zellner

### Defensive End

**6'5" ★ 251 ★ 3/14/75**  
**Fort Valley State**  
**D-4b for '99 (132nd overall)**



Although a raw talent with little big-time experience coming out of Fort Valley State, Peppi Zellner showed enough of his natural pass rushing ability in college to have Cowboys coaches excited about his potential as a pass rusher. Blessed with exceptional quickness and strength for a player of his size, Zellner will work primarily as an outside pass rusher his rookie season. Speed is his game, having timed out as the second fastest defensive lineman at the Indianapolis scouting combine with a 4.72 40-yard dash – he had the quickest 20 with a 2.74. Zellner becomes just the second player ever drafted out of Georgia's Fort Valley State by the Cowboys, joining six-time Pro Bowl tackle Rayfield Wright, who was selected in the seventh round of the 1967 NFL Draft.

**1998:** After a season off to try his hand at basketball, Zellner returned to the gridiron and earned All-America and All-Southern Intercollegiate Athletic Conference honors while playing defensive end. He was third on the team, tops among defensive linemen, with 60 tackles and three sacks. His 14 tackles behind the line of scrimmage led the team. Returning to the football field for the first time in close to two years, he posted eight tackles, including three behind the line, in the season opener against Morehouse. Zellner logged nine tackles, including three more behind the line of scrimmage, and two sacks against Lane. Against Miles, he forced a fumble and posted nine tackles, including three stops behind the line of scrimmage. Three times over the final six games of the season, Zellner posted double-figure tackle totals with 10 stops against Tuskegee, Albany State and Carson-Newman (in the Division II playoffs).

**1997:** Zellner traded in his football uniform for a basketball jersey and starred at forward for Fort Valley State's hoops team. He started 17-of-26 games and averaged 10.3 points and 9.1 rebounds-per-game as the Wildcats earned their first SIAC basketball title since 1969. He also added 37 blocked shots. He scored in double figures in 17 games and did likewise as a rebounder 12 times.

**1996:** Despite playing in just three games due to eligibility problems, Zellner recorded 18 tackles and four tackles behind the line of scrimmage. Against Gardner-Webb, he collected a season-high seven tackles, including three for a loss.

**1994-95:** A two-year letterman in football at Georgia Military Institute, Zellner collected 15 sacks, 33 tackles behind the line of scrimmage and 129 tackles in his two junior college seasons. He started his career as a strongside linebacker but shifted to defensive line the following year.

**PERSONAL:** An all-area, all-district and Prep Football Report All-Dixie selection at May Persons High School in Forsythe, GA, Zellner was selected to participate in the Florida-Georgia All-Star Game. He also played in the North-South All-Star hoops tournament as an all-area selection in basketball. Zellner was a physical education major at Fort Valley State.

#### ZELLNER'S FORT VALLEY STATE TOTALS

Year	Solo	Tackles Ast.	Tot.	Sacks	Tk/ Loss	Passes Def.	For. Fum.	Fum. Rec.
1996	9	9	18	0.0	4(-16)	1	0	0
1998	55	17	72	3.0 (-17)	14(-41)	1	2	1
Totals	64	26	90	3.0 (-17)	18(-57)	2	2	1



## MarTay Jenkins

### Wide Receiver

**5'11" ★ 193 ★ 2/28/75**  
**Nebraska-Omaha**  
**D-6 for '99 (193rd overall)**



In evaluating MarTay Jenkins' prospects as a potential fit at wide receiver, Dallas coaches and scouts saw outstanding speed, an abundance of natural athletic talent and the opportunity to develop. What they didn't see was a long list of statistical accomplishments for his collegiate career because Jenkins played wide receiver in the run-dominated offense used by Nebraska-Omaha. Jenkins' 4.42 speed in the 40 and his solid frame added to the package that the Cowboys believe can produce a contributor to Chan Gailey's multiple wide receiver offense.





**1998:** Jenkins started every game and led the Mavericks with 29 receptions for 540 yards (18.6 avg.) and three touchdowns. He also gained 171 yards rushing on 10 carries with another three touchdowns on the ground. Jenkins' versatility and ability to run with the ball in his hands was further illustrated in his kickoff return numbers, averaging 30.3 yards-per-return on seven attempts. He enjoyed his finest receiving day of the season against North Dakota State, catching seven passes for 147 yards and two touchdowns – including one touchdown reception of 56 yards. Jenkins also scored on a 34-yard run against NDSU. He topped the 100-yard receiving barrier against Nebraska-Kearney – catching five passes for 102 yards and a 36-yard touchdown. Later in the season, Jenkins scored a pair of rushing touchdowns on reverses that covered 28 yards (vs. South Dakota) and 30 yards (vs. Augustana). In the second to last game of the year against Morningside, Jenkins returned a kickoff 89 yards for a touchdown.

**1997:** In the season opening game against Central Missouri, Jenkins caught two passes for 51 yards, including a 32-yard touchdown, before tearing the ACL in his left knee. Following surgery, he missed the remainder of the season.

**1996:** An All-Nebraska NCAA Division II selection by the *Omaha World-Herald*, Jenkins caught 36 passes for 848 yards and was named the team's most outstanding receiver. His eight touchdown receptions marked the highest touchdown total for a UNO receiver in 13 seasons. He also ran the ball four times for 42 yards (10.5 average) and one touchdown. He scored his first career touchdown against Nebraska-Kearney on an 89-yard touchdown reception and finished the game with three catches for 117 yards. He registered other 100-yard receiving days against North Dakota State (124), North Dakota (166 yards and three touchdowns) and Augustana (131).

**1995:** Jenkins attended North Iowa Community College.


**PERSONAL:** A native of Waterloo, Ia., Jenkins was selected the Athlete of the Year at Waterloo North High School after his senior year. He was the MVP of his high school football team while also lettering in track and basketball. Jenkins earned a sociology degree from Nebraska-Omaha.

## JENKINS' NEBRASKA-OMAHA TOTALS

Receiving					Rushing						
Year	No.	Yds.	Avg.	Long	TD	Year	No.	Yds.	Avg.	Long	TD
1996	36	848	23.5	89t	8	1996	4	42	10.5	23	1
1997	2	51	25.5	32t	1	1998	10	171	17.1	45	3
1998	29	540	18.6	56t	3	Totals	14	213	15.2	45	4
Totals	67	1,439	21.5	89t	12						

Kickoff Returns					
Year	No.	Yds.	Avg.	Long	TD
1996	15	346	23.1	40	0
1997	2	39	19.5	20	0
1998	7	212	30.3	89t	1
Totals	24	597	24.9	89t	1



## Mike Lucky

### Tight End

6'6" ★ 273 ★ 11/23/75

Arizona

D-7a for '99 (229th overall)



One of the biggest things Dallas may have done to bolster the running game in 1999 was the drafting of a tight end. That may sound strange with the powerful offensive line the Cowboys have assembled, but the addition of tight end Mike Lucky gives Dallas yet another excellent blocker. Lining up as a conventional tight end at Arizona, Lucky was very effective both as a blocker in the running game and as a short yardage receiver. A consistent player, he uses his powerful frame and agility effectively to screen off defenders as a receiver or to overpower them as a blocker. Having proven himself as a solid all-around player, Lucky was a starter for the Wildcats his final three seasons, starting 35 of the final 36 games of his college career. Not limited to short-yardage plays, he showed a knack for getting downfield, recording at least one reception of 25 yards in all four of his seasons at Arizona.

**1998:** Lucky finished fourth on the team with 11 receptions for 142 yards as the starting tight end. He also added 40 knockdown blocks and was a punishing part of a Wildcats' running game that averaged 213 yards-per-game (14th in the nation). In a season opening win at Hawaii, he recorded a season-long 25-yard reception. The next week, his 15-yard catch at Stanford set up Kelvin Eafon's four-yard scoring run. He had a season-high three receptions for 24 yards at Oregon State and had a season-high 30 yards receiving at California. In the regular season finale, Lucky's blocking was a critical part of an Arizona offense that rolled up 607 total yards against Arizona State, including a school-record 288 yards rushing by Trung Canidate. The Wildcats capped their season with a 23-20 win over Nebraska in the Culligan Holiday Bowl with Lucky contributing a 15-yard catch. Arizona finished the season 12-1 and ranked fourth in the final Associated Press poll. Following the season, Lucky was selected to play in the Hula Bowl all-star game.



**1997:** As a starter on the Insight.com Bowl champion Wildcats, Lucky finished fourth on the team with 13 receptions for 154 yards and two touchdowns. He also contributed 38 knockdown blocks when he wasn't running pass patterns. Against UCLA, he contributed 22 yards on three receptions, including a five-yard touchdown grab. Lucky posted a career-long 44-yard catch against Washington and provided a key block on an 11-yard touchdown run by Eafon. In a 27-7 win over Oregon State, he recorded three receptions for 30 yards, including a five-yard scoring catch. The Wildcats finished the season at the Insight.com Bowl with a 20-14 win over New Mexico.

**1996:** Lucky moved into the starting lineup as a sophomore and caught 14 passes for 168 yards and two touchdowns. He had a pair of catches against Iowa, including his first career touchdown on a one-yard toss. Against Washington in a PAC-10 contest, Lucky hauled in three passes for a season-high 58 yards. He also added three receptions against Cal that picked up 28 yards, including a 13-yard touchdown. In addition, Lucky was part of an offense that produced 595 total yards on the day, the fifth highest offensive output in school history.


**1995:** As a redshirt freshman, Lucky saw action in all 11 games for Arizona, starting the final two, and he finished the season with five catches for 99 yards. His first career catch was an 18-yarder against Georgia Tech, and in his first career start, he hauled in a season-long 40-yard grab against Oregon. His second career start came in the season finale, a 31-28 win over cross-state rival Arizona State in Tempe.

**1994:** Lucky was redshirted as a freshman.

**PERSONAL:** Michael Thomas Lucky left Antioch, CA, High School rated the 15th best tight end in the country by *SuperPrep* magazine. As a senior, he served as team captain and caught 36 passes for 650 yards and 11 touchdowns, earning all-Northern California and all-state accolades. Lucky earned his degree in political science at Arizona.

#### LUCKY'S ARIZONA TOTALS

Year	Receiving			Long	TD
	No.	Yds.	Avg.		
1995	5	99	19.8	40	0
1996	14	168	12.0	26	2
1997	13	154	11.8	44	2
1998	11	142	12.9	25	0
Total	43	563	13.1	44	4



## Kelvin Garmon

### Guard/Tackle

6'2" ★ 329 ★ 10/26/76

Baylor

D-7b for '99 (243rd overall)



A powerful and versatile performer while in college, Garmon impressed the Dallas coaches and scouts with his outstanding speed for a man of his size. His ability to run (5.09 in the 40) and his quickness make him a naturally gifted pulling guard. Garmon's versatility was documented during his senior year when he played every position, except center, on the Baylor offensive line. Garmon was selected in the seventh round of the 1999 NFL Draft as he was rehabilitating a broken leg that he suffered as a senior. He fractured his right tibia in the fourth game of his senior year and was lost for the remainder of the season. The progress of his rehabilitation will determine his availability for the 1999 season, but the Dallas staff projects Garmon as someone who could be a future contributor at the guard position.

**1998:** Garmon was enjoying a solid season before his fractured leg brought an abrupt halt to his collegiate career. Prior to his injury, he had registered 17 knockdowns in four games.

**1997:** In starting every game as a junior, Garmon displayed his versatility throughout the year. He started the first five games at strong tackle before switching to strong guard for the remaining six outings. He was named Baylor's outstanding offensive player of the week for his performance against Missouri. For the year, he accounted for 58 knockdowns, including a season-high 15 against Oklahoma State.

**1996:** While he was expected to spend his sophomore season as a reserve, Garmon broke through in summer training camp and earned a starting job for the Bears. He started five games at right guard and six games at left tackle.

**1995:** As a second-year freshman, Garmon was used primarily as a backup along the offensive line.

**1994:** As a redshirted freshman, Garmon spent the season in a learning capacity while participating as a member of the Bears scout team offense.

**PERSONAL:** Garmon majored in physical therapy while at Baylor. He attended Haltom, TX, High School, where he was a standout on both the offensive and defensive lines. As a senior, he recorded 80 tackles on defense, including 10 sacks. Garmon earned all-district and all-state honors in his final prep campaign. He also earned varsity letters in basketball and track.





## Rookie Free Agents

**Kevin Brooks**, a 5-9, 174-pound cornerback from South Carolina, finished his senior season fifth on the Gamecocks with 63 tackles while adding seven passes defended. He finished his junior campaign sixth on the team's tackle chart with 54 while adding two interceptions, a fumble recovery and a forced fumble. He transferred to South Carolina after earning All-America, all-conference and all-state honors at Garden City Community College. He was ranked as the top defensive back in the junior college ranks and was rated as the 14th junior college prospect in the nation by *SuperPrep* magazine in 1996. The criminal justice major, born Dec. 20, 1974, played prep football at Mandarin High School in Jacksonville, FL.

**Duane Hawthorne**, a 5-10, 165-pound cornerback from Northern Illinois, finished fourth on the team as a senior with 62 tackles, seven passes defended, four interceptions, four tackles behind the line of scrimmage, two forced fumbles and two fumble recoveries. He closed his junior season with 45 tackles, five passes defended, and three interceptions. He totaled 40 tackles, seven passes broken up, two interceptions and a tackle for a loss as a sophomore after recording 16 tackles as a freshman. He was team MVP, all-Suburban East Conference, all-district and all-metro as a senior at Ladue High School in St. Louis, MO. He completed 44-of-91 passes for 811 yards and six touchdowns and rushed for 748 yards and four touchdowns on 64 carries as a quarterback while totaling 102 tackles, seven passes defended and five interceptions as a senior. He lettered three times in football, twice in track and once in basketball while winning the conference 400-meters and running on the 4x400 relay team. Duane (pronounced DUH-wann) was born Aug. 26, 1976.

**Brian Kuklick**, a 6-3, 205-pound quarterback from Wake Forest, was a three year starter for the Demon Deacons, finishing his collegiate career with 5,334 passing yards, 30 touchdowns and 32 interceptions on 449-of-834 passing. He averaged 243.9 passing yards-per-game last year for Wake Forest, completing 216-of-396 passes for 2,683 yards, 14 touchdowns and 17 interceptions. He threw for a career-high 421 yards against North Carolina State. As a junior, Kuklick led the Atlantic Coast Conference, throwing for 2,180 yards on 190-of-312 passing. He took over as the starter as a sophomore in 1996 when he threw for 2,526 yards on 205-of-396 passing. Kuklick was an outstanding athlete at Hatboro, PA, High School, earning all-state honors as a senior in football, averaging 20 points-per-game in basketball and earning a spot on the USA Baseball national junior team. The New York Mets later selected him in the fifth round of the June, 1994 professional draft. Brian, who majored in communications at Wake Forest, was born May 23, 1976.

**Gabe Lindstrom**, a 6-4, 220-pound punter from Toledo, averaged 41.0 yards-per-punt on 78 punts as a senior while placing 19 punts inside the 20-yard line and recording four touchbacks. As a junior, he averaged 40.5 yards on 69 punts to finish fifth in the Metro Athletic Conference. He was the starting punter at Scottsdale, AZ, Community College in 1995 and 1996, where he averaged 40 yards-per-punt before breaking his leg as a sophomore. In 1994, he was a walk-on quarterback at Arizona but did not see any action. He was named all-conference punter as a senior and all-conference quarterback as a junior and senior at Bisbee, AZ, High School. He passed for 1,800 yards and rushed for 500 yards as a senior. Gabriel Paul Lindstrom, born May 25, 1976, was a psychology major at Toledo.

**Dennis Manns**, a 5-8, 197-pound running back from New Mexico State, finished his collegiate career as one of only three players in NCAA history to rush for 1,000 yards in four straight seasons (Tony Dorsett and Amos Lawrence). He also established the New Mexico State and Big West Conference career rushing yardage record with 4,692 yards while finishing his career No. 15 on the NCAA career rushing yards list. He set a school single season rushing record with 1,469 yards and six touchdowns on 269 carries as a senior. As a junior, he rushed for 1,017 yards and five touchdowns on 194 carries after totaling 1,086 yards and five touchdowns on 269 carries as a sophomore. He opened his collegiate career rushing for 1,120 yards and seven touchdowns on 157 carries while catching 33 passes for 267 yards. He earned district offensive player of the year, all-district, all-East Texas and second-team all-state honors after recording 1,703 rushing yards and 17 touchdowns as a senior at Lufkin, TX, High School. He finished his prep career with 3,202 rushing yards and 29 touchdowns. Dennis Orlando Manns, born July 21, 1976, was a social work major at NMSU.

**LaDoughyous McCalla**, a 5-8, 185-pound cornerback from Rice, earned All-Western Athletic Conference honors from *Football News* after recording a career-high 64 tackles with eight passes defended, four interceptions and two fumble recoveries as a senior. As a junior, he was a second-team All-WAC choice after posting 39 tackles, eight passes broken up, five interceptions and a forced fumble. He moved into the starting lineup as a sophomore and totaled 54 tackles, seven passes defended, an interception and a fumble recovery. After tearing his medial collateral ligament and receiving a medical redshirt in 1994, he posted 11 tackles, a pass defended and an interception as a redshirt freshman in 1995. He was an all-district and All-East Texas selection as a running back and cornerback during his two-year career at John Tyler, TX, High School while also lettering twice in baseball and track. LaDoughyous (pronounced la-DAW-fee-us) Santez McCalla was born on Jan. 1, 1976.



**Ryan Neufeld**, a 6-4, 240-pound tight end from UCLA, finished his senior season tied for fifth on the team with 13 catches for 135 yards and a touchdown. In his first season at tight end, he recorded four catches for 60 yards and a touchdown as a junior. As a sophomore, he saw action at outside linebacker and recorded 16 tackles while missing three games with an injured ankle. After redshirting in 1994, he totaled 23 tackles and two sacks. He earned three letters in football at Live Oak High School in Morgan Hill, CA, while totaling 45 receptions for 1,122 yards during his prep career. He earned *SuperPrep* All-Far West honors as a senior and all-league honors as a senior and junior. Ryan Matthew Neufeld (pronounced NEW feld), born Nov. 22, 1975, also lettered twice in basketball and track at Live Oak.

**Robert Newkirk**, a 6-3, 290-pound defensive tackle from Michigan State, closed his final collegiate season with 61 tackles, three tackles for losses, two sacks, two passes defended, a forced fumble and a blocked kick. As a sophomore in 1997, he appeared in 10 games, recording 54 tackles, six stops behind the line of scrimmage and three sacks. He started 11 games as a redshirt freshman, registering 32 tackles, nine tackles for losses and three sacks. He was redshirted as a freshman in 1995. He was rated as the state of Florida's second-best defensive tackle by National Bluechips after posting 73 tackles and 10 sacks as a senior at Glade Central High School in Belle Glade, FL. The horticulture major was born March 6, 1977.

**Zac Painter**, a 5-9, 205-pound defensive back from Arkansas, finished his senior season second on the Razorbacks tackle chart with 74 tackles while adding seven passes defended, five interceptions, four tackles for losses, three sacks, three forced fumbles and a fumble recovery. He totaled 43 tackles, four passes broken up, two tackles behind the line of scrimmage and an interception as a junior. As a sophomore, he recorded 26 tackles, seven passes defended and an interception after serving as a reserve defensive back as a redshirt freshman in 1995. He was a two-time all-state and three-time all-conference selection as a quarterback, tailback and free safety at Jonesboro, AR, High School. He rushed for 3,078 yards and 26 touchdowns during his prep career while totaling 92 tackles. He also was named to the baseball all-star team and helped lead the basketball team to the state championship as a senior. Painter, born March 24, 1976, was an agricultural business major.

**Grant Pearsall**, a 6-0, 197-pound safety from University of Southern California, finished his senior season fifth on the Trojans tackle chart with 58. He also added three tackles for losses, two passes broken up, an interception and a fumble recovery. He was redshirted in 1997 after tearing ligaments in his left knee during spring practice. As a junior in 1996, he finished fourth on the team with 66 tackles, three passes defended, an interception, a tackle behind the line of scrimmage and a blocked kick. He totaled 12 tackles and a tackle for a loss as a sophomore after registering two tackles as a freshman. He was a *SuperPrep* All-America, Blue Chip All-America and all-century league MVP, among other honors, as a senior at Villa Park, CA, High School. As a senior, he rushed for 1,606 yards and 17 touchdowns and caught 19 passes for 206 yards and seven touchdowns while recording 85 tackles, four sacks, four interceptions and three forced fumbles on defense. He also returned 14 kickoffs for 599 yards (42.8 avg.). Pearsall (pronounced peer SAL), born Nov. 7, 1975, was also on the track and basketball teams at Villa Park.

**Joe Phipps**, a 6-1, 220-pound linebacker from Texas Christian University, led the Horned Frogs in tackles each of his last two seasons. He finished his senior year with 95 tackles, eight tackles for losses, five sacks, four interceptions, three passes defended, three forced fumbles, three fumble recoveries and three blocked kicks. As a junior, he totaled 90 tackles, five tackles behind the line of scrimmage, three forced fumbles, two sacks and two fumble recoveries. He recorded 18 tackles and a forced fumble as a sophomore. He earned all-star honors playing on both sides of the football at Diboll, TX, High School, where he also was a member of the basketball and track teams. Joseph Phipps, a psychology major, was born on Nov. 1, 1975.

**Billy Powell**, a 6-1, 196-pound wide receiver from Rutgers, established career-highs and led the team as a senior with 37 receptions for 730 yards (19.7 avg.) and four touchdowns. He finished his junior season second on the team with 335 receiving yards and a touchdown on 22 catches (15.2). Despite playing only nine games due to an ankle injury as a sophomore, he caught 13 passes for 159 yards (12.2) after making 27 receptions for 317 yards (11.7) as a freshman. He was redshirted in 1994. He was an All-Montgomery County choice after recording 52 receptions for 758 yards and nine touchdowns as a senior at Rockville, MD, High School. He was the top receiver in Montgomery county as a junior and senior. Powell was born June 25, 1975.

**Alan Ricard**, a 6-0, 235-pound running back from Northeast Louisiana, finished his senior campaign as the Indians leading rusher with 399 yards and seven touchdowns on 100 carries while finishing fourth with nine receptions for 82 yards and a touchdown. He carried the ball 62 times for 183 yards and three touchdowns as a junior while catching nine passes for 42 yards. As a sophomore, he was the team's second leading rusher with 189 yards and a touchdown on 52 carries. He also caught six passes for 42 yards. He did not see any playing time as a freshman. He earned all-district honors after recording 117 tackles and 14 sacks as a senior linebacker at Amite, LA, High School. He helped Amite capture the class 4-A title after a 15-0 season. Ricard (pronounced RE card), born Jan. 17, 1977, was a criminal justice major.





**Sam Simmons**, a 6-6, 279-pound defensive end from Arkansas-Pine Bluff, sat out his senior season due to eligibility problems after UAPB moved from NAIA to NCAA Division II. He earned All-Southwestern Athletic Conference honors as a junior after finishing second on the team with 63 tackles, 20 tackles for losses, four passes defended, a fumble recovery and a SWAC leading 10.5 sacks. He was moved from linebacker to defensive end and recorded 24 tackles and three sacks while being hampered with a shoulder injury as a sophomore. He totaled 47 tackles as a freshman linebacker. Simmons, born Jan. 2, 1975, attended Druid Hills High School in Atlanta, GA.

**Brian Waters**, a 6-2, 277-pound fullback from the University of North Texas, was an All-Big West selection as a senior in his only year on the defensive side of the ball. He recorded 45 tackles, 11 quarterback pressures, five tackles for losses, three interceptions, two passes defended, two forced fumbles, two fumble recoveries and a blocked kick while catching four passes for 66 yards and a touchdown as a tight end. As a junior tight end, he was third on the team with 27 receptions for 371 yards and a touchdown after catching 28 balls for 266 yards and three touchdowns as a sophomore. He finished fourth on the team with 27 receptions for 266 yards and three touchdowns as a freshman to earn All-Big West honors. He was an all-district selection as a tight end and defensive end at Waxahachie, TX, High School after catching 16 passes for 380 yards and recording 66 tackles with five sacks as a senior. The community service major was born on Feb. 18, 1977.

**Greg Wilkins**, a 6-3, 305-pound defensive tackle from Langston, finished his collegiate career as a guard on Langston's offensive line in 1995. He was a defensive tackle as a junior, recording six tackles and two sacks after transferring from the University of Oklahoma. He was named the Big Eight Freshman of the Year in 1991 after recording 16 tackles, a sack, a pass defended and a hurry in eight games as a reserve defensive end. He earned All-America, all-state, all-area and all-city honors as a senior at Chicago, IL, Vocational High School. He was also a two-time Chicago prep shot put and discus champion. The education major, born Nov. 1, 1973, played at the same high school as Pro Football Hall of Famer Dick Butkus.

## 1999 Rookie and First-Year Roster

NO	NAME	POS	HGT	WGT	BIRTH-DATE	NFL-EXP	COLLEGE	HOW-ACQ.
71	Akers, Jeremy	OL	6-5	305	1/9/74	1	Notre Dame	FA-99
29	Billups, Terry	CB	5-9	179	2/9/75	1	North Carolina	FA-98
35	Brooks, Kevin	CB	5-9	174	12/20/73	R	South Carolina	FA-99
60	Brymer, Chris	C/G	6-3	300	11/29/74	1	Southern Cal	FA-99
61	DeLaTorre, Aaron	DT	6-2	295	5/6/75	1	Stephen F. Austin	FA-99
96	Ekuban, Ebenezer	DE	6-3	281	5/29/76	R	North Carolina	D1-99
62	Fortney, Denny	C	6-3	265	12/27/74	1	Miami, Fla.	FA-98
61	Garmon, Kelvin	G	6-2	329	10/26/76	R	Baylor	D7-99
40	Gustin, Billy	S	6-1	188	1/27/76	R	Purdue	FA-99
38	Hawthorne, Duane	CB	5-10	165	8/26/76	R	Northern Illinois	FA-99
15	Jenkins, MarTay	WR	5-11	203	2/28/75	R	Nebraska-Omaha	D6-99
14	Kuklick, Brian	QB	6-2	205	5/23/76	R	Wake Forest	FA-99
20	Lethridge, Zebbie	CB	6-0	201	1/31/75	1	Texas Tech	FA-98
9	Lindstrom, Gabe	P	6-4	220	5/25/76	R	Toledo	FA-99
84	Lucky, Mike	TE	6-6	273	11/23/75	R	Arizona	D7a-99
33	Manns, Dervis	RB	5-8	197	7/21/76	R	New Mexico State	FA-99
47	McCalla, LaDouphyou	CB	5-8	185	1/1/76	R	Rice	FA-99
46	McCann, David	FB	5-10	230	7/27/75	1	Murray State	FA-99
92	McCarty, Chance	DE	6-3	265	8/29/75	1	Texas Christian	FA-99
18	McGarity, Wane	WR	5-8	191	9/30/76	R	Texas	D4a-99
32	Morgan, Beau	RB	5-10	203	8/4/75	1	Air Force	FA-97
39	Newfeld, Ryan	FB	6-4	240	11/22/75	R	UCLA	FA-99
64	Newkirk, Robert	DT	6-3	290	3/6/77	R	Michigan State	FA-99
90	Nguyen, Dat	LB	5-11	231	9/25/75	R	Texas A&M	D3-99
75	Noble, Brandon	DT	6-2	285	4/10/74	1	Penn State	FA-99
77	Page, Solomon	T	6-4	306	2/27/76	R	West Virginia	D2-99
37	Painter, Zac	DB	5-9	205	3/24/76	R	Arkansas	FA-99
41	Pearsall, Grant	S	6-0	197	11/7/75	R	Southern Cal	FA-99
51	Phipps, Joe	LB	6-1	220	11/1/75	R	Texas Christian	FA-99
19	Powell, Billy	WR	6-1	196	6/25/75	R	Rutgers	FA-99
44	Ricard, Alan	RB	6-0	235	1/17/77	R	Northeast Louisiana	FA-99
69	Scott, Earl	G/C	6-3	290	8/31/73	1	Arkansas	FA-99
72	Simmons, Sam	DE	6-6	279	1/2/75	R	Arkansas-Pine Bluff	FA-99
36	Smith, Tarik	RB	5-10	216	4/16/75	1	California	D7a-98
16	Tucker, Jason	WR	6-1	182	6/24/76	1	Texas Christian	FA-99
13	Washington, John	WR	5-10	170	7/8/74	1	Texas Christian	FA-99
34	Waters, Brian	FB	6-2	277	2/18/77	R	North Texas	FA-99
74	Wilkins, Greg	DT	6-3	305	11/1/73	R	Langston	FA-99
93	Zellner, Peppi	DE	6-5	251	3/14/75	R	Fort Valley State, GA	D4b-99



## Dallas Cowboys 1998 Veterans Roster

NO	NAME	POS	HGT	WGT	BIRTH- DATE	NFL EXP	COLLEGE	HOW ACQ.
76	Adams, Flozell	G/T	6-7	335	5/18/75	2	Michigan State	D2-98
8	Aikman, Troy	QB	6-4	226	11/21/66	11	UCLA	D1-89
73	Allen, Larry	G/T	6-3	326	11/27/71	6	Sonoma State	D2-94
91	Benson, Darren	DT	6-7	308	8/25/74	5	Trinity Valley C.C.	S3-95
86	Bjornson, Eric	TE	6-4	236	12/15/71	5	Washington	D4a-95
65	Childress, Freddie	G	6-4	335	9/17/66	3	Arkansas	FA-99
83	Clay, Hayward	TE	6-3	260	7/5/73	3	Texas A&M	Waiv(Chi)-98
52	Coakley, Dexter	LB	5-10	228	10/20/72	3	Appalachian State	D3a-97
55	Coryatt, Quentin	LB	6-3	250	8/1/70	8	Texas A&M	FA-99
3	Cunningham, Richie	K	5-10	167	8/18/70	3	Southwestern Louisiana	FA-97
99	Davis, Nathan	DT	6-5	312	2/6/74	3	Indiana	FA-98
98	Ellis, Greg	DE	6-6	286	8/14/75	2	North Carolina	D1-98
17	Garrett, Jason	QB	6-2	195	3/28/66	7	Princeton	FA-93
56	Godfrey, Randall	LB	6-2	245	4/6/73	4	Georgia	D2b-96
4	Gowin, Toby	P	5-10	167	3/30/75	3	North Texas	FA-97
54	Hambrick, Darren	LB	6-2	227	8/30/75	2	South Carolina	D5a-98
70	Hellestrae, Dale	G/C	6-5	291	7/11/62	15	Southern Methodist	T(Raid)-90
58	Hemsley, Nate	LB	6-0	228	5/15/74	2	Syracuse	FA-97
95	Hennings, Chad	DT	6-6	291	10/20/65	8	Air Force	D11-88
66	Hutson, Tony	G/T	6-3	306	3/13/74	3	N.E. Oklahoma State	FA-97
88	Irvin, Michael	WR	6-2	207	3/5/66	12	Miami, Fla.	D1-88
81	Ismail, Raghib	WR	5-11	175	11/18/69	7	Notre Dame	UFA(Car)-99
48	Johnston, Daryl	FB	6-2	242	2/10/66	11	Syracuse	D2-89
63	Kiselak, Michael	C/G	6-3	295	3/9/67	2	Maryland	FA-98
89	LaFleur, David	TE	6-7	272	1/29/74	3	Louisiana State	D1-97
78	Lett, Leon	DT	6-6	290	10/12/68	9	Emporia State	D7-91
23	Mathis, Kevin	CB	5-9	181	4/29/74	3	Texas A&M-Commerce	FA-97
67	McIver, Everett	G	6-5	330	8/5/70	6	Elizabeth City St.	UFA(Mia)-98
82	McKnight, James	WR	6-1	198	6/17/72	6	Liberty	T(Sea)-99
80	Mills, Ernie	WR	5-11	196	10/28/68	9	Florida	FA-98
27	Mobley, Singor	S	5-11	195	10/12/72	3	Washington State	FA-97
84	Myers, Michael	DL	6-2	288	1/20/76	2	Alabama	D4-98
95	Ogden, Jeff	WR	6-0	190	2/22/75	2	Eastern Washington	FA-98
97	Pittman, Kavika	DE	6-6	273	2/9/74	4	McNeese State	D2a-96
11	Quinn, Mike	QB	6-4	217	4/15/74	3	Stephen F. Austin	Waiv(Ind)-98
43	Reese, Izell	S	6-2	196	5/7/74	2	Alabama-Birmingham	D6-98
68	Ross, Oliver	T	6-4	310	9/27/74	2	Iowa State	D5b-98
21	Sanders, Deion	CB/WR	6-1	195	8/9/67	11	Florida State	UFA(SF)-95
22	Smith, Emmitt	RB	5-9	209	5/15/69	10	Florida	D1-90
26	Smith, Kevin	CB	5-11	190	4/7/70	8	Texas A&M	D1a-92
57	Smith, Myron	LB	6-1	225	3/28/75	2	Louisiana Tech	FA-98
53	Stepnoski, Mark	C	6-2	265	1/20/67	11	Pittsburgh	UFA(Tenn)-99
24	Stoutmire, Omar	S	5-11	201	7/9/74	3	Fresno State	D7-97
31	Teague, George	S	6-1	206	2/18/71	7	Alabama	FA-98
59	Thomas, Robert	LB	6-1	260	12/1/74	2	Henderson State	FA-98
50	Tolbert, Brandon	LB	6-3	230	4/6/75	2	Georgia	FA-98
42	Warren, Chris	RB	6-2	236	1/24/68	10	Ferrum	FA-98
30	Wheaton, Kenny	S	5-10	199	3/8/75	3	Oregon	D3c-97
25	Williams, Charlie	DB	6-0	204	2/2/72	5	Bowling Green	D3-95
79	Williams, Erik	T	6-6	311	9/7/68	9	Central State, OH	D3c-91
28	Woodson, Darren	S	6-1	219	4/25/69	8	Arizona State	D2b-92





## Cowboys All-Time Roster

## HEAD COACHES

Years	Head Coach	Regular Season				Postseason			Total			
		Won	Lost	Tied	Pct.	Won	Lost	Pct.	Won	Lost	Tied	Pct.
1960-88	Tom Landry	250	162	6	.605	20	16	.556	270	178	6	.601
1989-93	Jimmy Johnson	44	36	0	.550	7	1	.875	51	37	0	.580
1994-97	Barry Switzer	40	24	0	.625	5	2	.714	45	26	0	.634
1998	Chan Gailey	10	6	0	.625	0	1	.000	10	7	0	.588

## ASSISTANT COACHES

Alexander, Hubbard, 1969-97  
 Allen, Ermal, 1962-83  
 Armstrong, Neill, 1982-89  
 Avezzano, Joe, 1990-98  
 Bates, Bill, 1998  
 Bates, Jim, 1996-98  
 Berry, Raymond, 1968  
 Blake, John, 1993-95  
 Boller, Craig, 1995-97  
 Brodsky, Joe, 1989-97  
 Campo, Dave, 1989-98  
 Dahms, Tom, 1960-62  
 Davis, Butch, 1989-94  
 Dimancheff, Babe, 1960-62  
 Ditka, Mike, 1973-81  
 Ecklund, Brad, 1960-63  
 Eddy, Jim, 1993-95  
 Edwards, George, 1998  
 Erkenbeck, Jim, 1987-88  
 Ford, Robert, 1991-97  
 Franklin, Bobby, 1968-72  
 Geis, Buddy, 1988  
 Gillman, Sid, 1972  
 Hackett, Paul, 1986-88  
 Hart, Tommy, 1996-97  
 Hickey, Red, 1964  
 Hoffman, Steve, 1989-98  
 Houck, Hudson, 1993-98  
 Hughes, Ed, 1973-76  
 Jeffcoat, Jim, 1998  
 Juraszek, Joe, 1997-98  
 Lavan, Al, 1980-88  
 Lowry, Alan, 1982-90  
 Mackovic, John, 1981-82  
 Meeks, Ron, 1991  
 Miles, Les, 1998  
 Myers, Jim, 1962-86  
 Nolan, Dick, 1962-67, 1982-90  
 Painter, Dwain, 1998  
 Pendergast, Clancy, 1996-98  
 Reeves, Dan, 1970-80  
 Reilly, Jack, 1997  
 Renfro, Ray, 1968-72  
 Rhomer, Jerry, 1989  
 Robinson, Tommie, 1998  
 Roy, Alvin, 1973-75  
 Shelmon, Clarence, 1998  
 Shofner, Jim, 1983-85  
 Shula, Dave, 1989-90  
 Slowik, Bob, 1992  
 Solari, Mike, 1987-88  
 Stallings, Gene, 1972-85  
 Stautner, Ernie, 1966-88  
 Tubbs, Jerry, 1966-88  
 Turner, Norv, 1991-93  
 Wannstedt, Dave, 1989-92  
 Ward, Bob, 1976-89  
 Wise, Tony, 1989-92  
 Woicik, Mike, 1990-96  
 Zampese, Ernie, 1994-97  
 Zimmer, Mike, 1994-98

## PLAYERS

## A

50 Abrams, Bobby, LB, Michigan, 1992-93  
 21 Adams, David, RB, Arizona, 1987  
 76 Adams, Flozell, G/T, Michigan State, 1998  
 26 Adderley, Herb, CB, Michigan State, 1970-72  
 23 Adkins, Margene, WR, Henderson J.C., 1970-71  
 34 Agee, Tommie, FB, Auburn, 1990-94  
 8 Aikman, Troy, QB, UCLA, 1989-98  
 6 Albritton, Vince, S/LB, Washington, 1984-91  
 87 Alexander, Ray, WR, Florida A&M, 1988-89  
 31 Allen, Gary, RB, Hawaii, 1983-84  
 73 Allen, Larry, G/T, Sonoma State, 1994-98  
 19 Alworth, Lance, WR, Arkansas, 1971-72  
 96 Anderson, Antonio, DT, Syracuse, 1997-98  
 66 Andrie, George, DE, Marquette, 1962-72  
 81 Ankrom, Scott, WR, Texas Christian, 1989  
 10/35 Armstrong, Jimmy, DB, Appalachian State, 1987  
 81 Armstrong, Tyji, TE, Mississippi, 1996  
 64 Arneson, Jim, C/G, Arizona, 1973-74  
 76 Asher, Bob, T, Vanderbilt, 1970  
 76 Aughtman, Dowe, OL, Auburn, 1984  
 89 Awalt, Rob, TE, San Diego St., 1990-91

## B

33 Babb, Gene, LB/RB, Austin College, 1960-61  
 53 Babinecz, John, LB, Villanova, 1972-73  
 23 Bailey, Robert, CB, Miami, Fla., 1995  
 66 Baker, Jesse, DE, Jacksonville State, 1986  
 10 Baker, Jon, K, Arizona State, 1995  
 38 Baker, Sam, PK, Oregon State, 1962-63  
 62 Baldinger, Brian, OL, Duke, 1982-84, 1986-87  
 87 Banks, Gordon, WR, Stanford, 1985-87  
 80 Barksdale, Rod, WR, Arizona, 1987  
 31 Barnes, Benny, DB, Stanford, 1972-82  
 80 Barnes, Gary, WR, Clemson, 1963  
 56 Barnes, Reggie, LB, Oklahoma, 1995  
 56 Barnes, Rodrigo, LB, Rice, 1973-74  
 81 Bateman, Marv, P, Utah, 1972-74  
 40 Bates, Bill, S, Tennessee, 1983-97  
 68 Batiste, Michael, DT/G, Tulane, 1995  
 46 Baynham, Craig, RB, Georgia Tech, 1967-69  
 11 Belden, Bob, QB, Notre Dame, 1969-70  
 91 Benson, Darren, DT, Trinity Valley C.C., 1995-98  
 20 Bercich, Bob, S, Michigan State, 1960-61  
 76 Bethea, Larry, DL, Michigan State, 1978-83  
 7 Beuerlein, Steve, CB, Notre Dame, 1991-92  
 36 Bielski, Dick, TE, Maryland, 1960-61  
 29 Billups, Terry, CB, North Carolina, 1998  
 44 Bishop, Don, CB, CCLA, 1960-65  
 86 Bjornson, Eric, TE, Washington, 1995-98  
 24 Blackwell, Alois, RB, Houston, 1978-79  
 89 Blackwell, Kelly, TE, Texas Christian, 1993  
 46 Blake, Ricky, RB, Alabama A&M, 1991  
 28 Blount, Alvin, RB, Maryland, 1987  
 68 Boeke, Jim, T, Heidelberg, 1964-67  
 18 Boniol, Chris, K, Louisiana Tech, 1994-96  
 87 Borden, Nate, DE, Indiana, 1960-61  
 84 Borresen, Rich, TE, Northwestern, 1987  
 51 Braatz, Tom, LB, Marquette, 1960  
 77 Bradfute, Byron, T, Southern Mississippi, 1960-61  
 1 Brady, Kerry, K, Hawaii, 1987  
 53 Breunig, Bob, LB, Arizona State, 1975-84



21/23/29 **Brice, Alundis**, CB, Mississippi, 1995-96  
 43 **Briggs, Greg**, S, Texas Southern, 1995  
 63 **Brinkley, Lester**, DL, Mississippi, 1990  
 36 **Brinson, Larry**, RB, Florida, 1977-79  
 77 **Brock, Clyde**, DT, Utah State, 1962-63  
 99 **Brooks, Kevin**, DT, Michigan, 1985-88  
 82 **Brooks, Macey**, WR, James Madison, 1997  
 44 **Brooks, Michael**, S, No. Carolina St., 1990  
 62 **Brotzki, Bob**, T, Syracuse, 1988  
 79 **Broughton, Willie**, DT, Miami, Fla., 1989-90  
 33 **Brown, Eric**, DB, Savannah State, 1989  
 59 **Brown, Guy**, LB, Houston, 1977-82  
 24/34 **Brown, Larry**, CB, Texas Christian, 1991-95, 1998  
 31 **Brown, Otto**, DB, Prairie View, 1969  
 59/50 **Brownlow, Darrick**, LB, Illinois, 1991, 1994  
 22 **Bullocks, Amos**, RB, Southern Illinois, 1962-64  
 15/89/82 **Burbage, Cornell**, WR, Kentucky, 1987-89  
 60 **Burkett, Jackie**, LB, Auburn, 1968-69  
 73 **Burnette, Dave**, T, Central Arkansas, 1987  
 57 **Burton, Ron**, LB, North Carolina, 1987-89  
 22 **Butler, Bill**, S, Tenn. Chattanooga, 1960

## C

60 **Caffey, Lee Roy**, LB, Texas A&M, 1971  
 57 **Campos, Alan**, LB, Louisville, 1996  
 52 **Cannon, Billy**, LB, Texas A&M, 1984  
 59 **Capone, Warren**, LB, Louisiana State, 1975  
 18 **Carano, Glenn**, QB, Nevada-Las Vegas, 1977-83  
 17 **Carmichael, Harold**, WR, Southern, 1984  
 10 **Carrell, Duane**, P, Florida State, 1974  
 75 **Carter, Jon**, DT, Pittsburgh, 1989  
 96/98 **Carver, Shante**, DE, Arizona State, 1994-97  
 25 **Case, Scott**, S, Oklahoma, 1995  
 75 **Casillas, Tony**, DT, Oklahoma, 1991-93, 1996-97  
 79 **Cesarino, Sal**, G, Cal. Poly SLO, 1987  
 85/89 **Chandler, Thornton**, TE, Alabama, 1986-89  
 72 **Cheek, Louis**, OL, Texas A&M, 1990  
 72 **Childress, Ray**, DT, Texas A&M, 1996  
 77 **Cisowski, Steve**, T, Santa Clara, 1987  
 42 **Clack, Darryl**, RB, Arizona State, 1986-89  
 83/17 **Clark, Mike**, K, Texas A&M, 1968-71, 1973  
 73 **Clark, Monte**, T, Southern California, 1962  
 37 **Clark, Phil**, DB, Northwestern, 1967-69  
 82 **Clarke, Frank**, TE/WR, Colorado, 1960-67  
 83 **Clay, Hayward**, TE, Texas A&M, 1998  
 47 **Clinkscale, Dextor**, S, South Carolina State, 1980,  
 1982-85

52 **Coakley, Dexter**, LB, Appalachian State, 1997-98  
 59 **Cobb, Garry**, LB, Southern California, 1988-89  
 63 **Cole, Larry**, DL, Hawaii, 1968-80  
 41 **Coleman, Anthony**, DB, Baylor, 1987  
 44 **Coleman, Lincoln**, RB, Baylor, 1993-94  
 86 **Coleman, Ralph**, LB, No. Carolina A&T, 1972  
 10 **Collier, Reggie**, QB, Southern Mississippi, 1986  
 77 **Colvin, Jim**, DT, Houston, 1964-66  
 31 **Cone, Fred**, K, Clemson, 1960  
 54/53 **Connelly, Mike**, C, Utah State, 1960-67  
 40 **Conrad, Bobby Joe**, WR, Texas A&M, 1969  
 61 **Cooper, Jim**, OL, Temple, 1977-86  
 93 **Cooper, Reggie**, LB, Nebraska, 1991  
 68 **Cornish, Frank**, C, UCLA, 1992-94  
 85 **Cornwell, Fred**, TE, Southern California, 1984-85  
 84 **Cosbie, Doug**, TE, Santa Clara, 1979-88  
 44/81 **Courville, Vince**, WR, Rice, 1987  
 90 **Crockett, Willis**, LB, Georgia Tech, 1990  
 85 **Cronin, Gene**, LB, Pacific, 1960  
 3 **Cunningham, Richie**, K, SW Louisiana, 1997-98  
 62 **Cvercko, Andy**, G, Northwestern, 1961-62

## D

81 **Daniel, Tim**, WR, Florida A&M, 1993  
 45/21 **Daniels, Dick**, S, Pacific, Ore., 1966-68  
 87 **Davis, Billy**, WR, Pittsburgh, 1995-98  
 89 **Davis, Donnie**, WR, Southern, 1962  
 57 **Davis, Kyle**, C, Oklahoma, 1975

77 **Davis, Nathan**, DT, Indiana, 1998  
 88 **Davis, Sonny**, LB, Baylor, 1961  
 35 **Davis, Wendell**, CB, Oklahoma, 1996-98  
 55 **Del Rio, Jack**, LB, Southern California, 1989-91  
 55 **DeOssie, Steve**, LB, Boston College, 1964-88  
 21 **Dennison, Doug**, RB, Kutztown State, 1974-78  
 83 **Deters, Harold**, K, No. Carolina State, 1967  
 26 **Dial, Buddy**, WR, Rice, 1964-66  
 51 **Dickerson, Anthony**, LB, Southern Methodist, 1980-84  
 71 **Dickson, Paul**, T, Baylor, 1960  
 76 **Diehl, John**, DT, Virginia, 1965  
 89 **Ditka, Mike**, TE, Pittsburgh, 1969-72  
 86/21 **Dixon, James**, WR/RB, Houston, 1989-91  
 34 **Doelling, Fred**, S, Pennsylvania, 1960  
 53 **Donaldson, Ray**, C, Georgia, 1995-96  
 83 **Donley, Doug**, WR, Ohio State, 1981-84  
 62 **Donohue, Leon**, G, Cal. State San Jose, 1965-67  
 67 **Donovan, Pat**, T, Stanford, 1975-83  
 83 **Doran, Jim**, WR, Iowa State, 1960-61  
 33 **Dorsett, Tony**, RB, Pittsburgh, 1977-87  
 34 **Douglas, Merrill**, RB, Utah, 1961  
 30 **Dowdle, Mike**, RB/LB, Texas, 1960-62  
 26 **Downs, Michael**, S, Rice, 1981-88  
 86 **Duckett, Kenny**, WR, Wake Forest, 1985  
 89 **Dugan, Fred**, WR, Dayton, 1960  
 52 **Duliban, Chris**, LB, Texas, 1987  
 37 **Dunn, Perry Lee**, RB, Mississippi, 1964-65  
 45 **Dupre, L.G.**, RB, Baylor, 1960-61  
 89 **DuPree, Billy Joe**, TE, Michigan State, 1973-83  
 78 **Dutton, John**, DL, Nebraska, 1979-86  
 71 **Dwyer, Mike**, DT, Massachusetts, 1987

## E

42 **Eason, Ricky**, DB, Florida, 1985  
 79/77 **East, Ron**, DT, Montana State, 1967-70  
 52 **Edwards, Dave**, LB, Auburn, 1963-75  
 58 **Edwards, Dixon**, LB, Michigan State, 1991-95  
 81/87 **Edwards, Kelvin**, WR, Liberty, 1987-88  
 52 **Eidson, Jim**, G/C, Mississippi State, 1976  
 53 **Elam, Onzy**, LB, Tennessee State, 1989  
 2 **Elliott, Lin**, K, Texas Tech, 1992-93  
 98 **Ellis, Greg**, DE, North Carolina, 1998  
 31/27 **Everett, Thomas**, S, Baylor, 1992-93

## F

63 **Falls, Mike**, G, Minnesota, 1960-61  
 27 **Fellows, Ron**, CB, Missouri, 1981-86  
 54 **Fieldings, Anthony**, LB, Morrisville College, 1995  
 46 **Fishback, Joe**, S, Carson-Newman, 1993-94  
 73 **Fisher, Ray**, T, Eastern Illinois, 1960  
 62 **Fitzgerald, John**, C, Boston College, 1971-80  
 55 **Flaherty, Harry**, LB, Holy Cross, 1987  
 63 **Flannery, John**, G, Syracuse, 1996-97  
 82 **Fleming, Cory**, WR, Tennessee, 1994-95  
 45 **Flowers, Richmond**, S, Tennessee, 1969-71  
 80/83 **Folkins, Lee**, TE, Washington, 1962-64  
 85 **Folsom, Steve**, TE, Utah, 1987-90  
 80 **Ford, Bernard**, WR, Central Florida, 1989  
 46 **Fowler, Todd**, FB, Stephen F. Austin, 1985-88  
 38 **Francis, Ron**, CB, Baylor, 1987-90  
 32 **Franchhauser, Tom**, CB, Purdue, 1960-61  
 76 **Frank, Bill**, T, Colorado, 1964  
 23 **Frazier, Derrick**, CB, Texas A&M, 1996  
 71 **Frederick, Andy**, T, New Mexico, 1977-81  
 15 **Fritsch, Toni**, K, Vienna, Austria, 1971-73, 1975  
 79 **Frost, Ken**, DT, Kentucky, 1961-62  
 75 **Fry, Bob**, T, Kentucky, 1960-64  
 84 **Fugett, Jean**, TE, Amherst, 1972-75

## G

80 **Gadsden, Oronde**, WR, Winston-Salem, 1995  
 27 **Gaechter, Mike**, S, Oregon, 1962-69  
 39 **Gainer, Derrick**, RB, Florida A&M, 1992-93





- 89 Galbraith, Scott, TE, Southern California, 1993-94, 1997  
 29 Gant, Kenneth, CB, Albany St., 1990-94  
 17 Garrett, Jason, QB, Princeton, 1993-98  
 32 Garrison, Walt, RB, Oklahoma State, 1966-74  
 80 Gay, Everett, WR, Texas, 1988  
 35 Gent, Pete, WR/TE, Michigan State, 1964-68  
 67/63 Gesek, John, G, Cal. St.-Sacramento, 1990-93  
 11 Gibbs, Sonny, QB, Texas Christian, 1963  
 56 Godfrey, Randall, LB, Georgia, 1996-98  
 66 Gogan, Kevin, T, Washington, 1987-93  
 7 Gonzaga, John, DE, No. college, 1960  
 9 Gonzalez, Daniel, QB, East Carolina, 1998  
 83 Gonzalez, Leon, WR, Bethune, Cookman, 1985  
 44 Gowdy, Cornell, DB, Morgan State, 1986  
 4 Gowin, Toby, P, North Texas, 1997-98  
 71 Granger, Charlie, T, Southern, 1961  
 28 Granger, Norm, RB, Iowa, 1984  
 29/48 Green, Alex, CB, Indiana, 1987  
 61 Green, Allen, P/K, Mississippi, 1961  
 34 Green, Cornell, DB, Utah State, 1962-74  
 79 Gregg, Forrest, G/T, Southern Methodist, 1971  
 77 Gregory, Bill, DL, Wisconsin, 1971-77  
 21 Gregory, Glynn, WR/DB, Southern Methodist, 1961-62  
 64 Grottkau, Bob, G, Oregon, 1961  
 60 Guy, Buzz, G, Duke, 1960

## H

- 64 Hagen, Halvor, C/G, Weber State, 1969-70  
 94 Haley, Charles, DE, James Madison, 1992-96  
 38 Hall, Chris, S, East Carolina, 1993  
 54 Hambrick, Darren, LB, South Carolina, 1998  
 60 Hamel, Dean, DT, Tulsa, 1989-90  
 63 Hannah, Shane, G, Michigan State, 1995  
 52 Hansen, Wayne, LB, Texas Wesleyan, 1960  
 54 Hardy, Darryl, LB, Tennessee, 1995, 1997  
 80 Harper, Alvin, WR, Tennessee, 1991-94  
 50 Harper, Dave, LB, Humboldt State, 1990  
 24 Harper, Roger, S, Ohio State, 1996  
 43 Harris, Cliff, S, Ouachita, 1970-79  
 86 Harris, Duriel, WR, New Mexico State, 1984  
 40 Harris, Jim, S, Oklahoma, 1961  
 80 Harris, Rod, WR, Texas A&M, 1990  
 22 Hayes, Bob, WR, Florida A&M, 1965-74  
 33 Hayes, Wendell, RB, Humboldt State, 1963  
 27 Haynes, Tommy, S, Southern California, 1987  
 56 Hays, Harold, LB, Southern Mississippi, 1963-67  
 62/78 Healy, Don, DT, Maryland, 1960-61  
 69 Hegamin, George, T, North Carolina State, 1994-97  
 58 Hegman, Mike, LB, Tennessee State, 1976-88  
 11 Heinrich, Don, QB, Washington, 1960  
 62/70 Hellestrae, Dale, OL, Southern Methodist, 1990-98  
 58 Hemsley, Nate, LB, Syracuse, 1997-98  
 56 Henderson, Thomas, LB, Langston, 1975-79  
 58/50 Hendrickson, Steve, LB, California, 1989  
 48 Hendrix, Manny, CB, Utah, 1986-91  
 85 Hendrix, Tim, TE, Tennessee, 1987  
 95 Hennings, Chad, DT, Air Force, 1992-98  
 72 Herchman, Bill, DT, Texas Tech, 1960-61  
 1 Herrera, Efren, K, UCLA, 1974, 1976-77  
 81 Hervey, Edward, WR, Southern Cal, 1995  
 21 Higgs, Mark, RB, Kentucky, 1988  
 32 Highsmith, Alonzo, FB, Miami, Fla., 1990-91  
 31 Hill, Bill, CB, Rutgers, 1987  
 35 Hill, Calvin, RB, Yale, 1969-74  
 25 Hill, Rod, CB, Kentucky State, 1982-83  
 80 Hill, Tony, WR, Stanford, 1977-86  
 60/90 Hill, Tony, DE, Tenn. Chattanooga, 1991-92  
 10 Hodson, Tommy, QB, Louisiana State, 1994  
 14 Hogeboom, Gary, QB, Central Michigan, 1980-85  
 23 Holloway, Johnny, CB, Kansas, 1986  
 47 Holmes, Clayton, CB, Carson-Newman, 1992-95  
 30 Holt, Issiac, CB, Alcorn State, 1989-92  
 24 Homan, Dennis, WR, Alabama, 1968-70  
 9 Hoopes, Mitch, P, Arizona, 1975

- 20 Horton, Ray, S, Washington, 1989-92  
 67 Houser, John, C/G, Redlands, 1960-61  
 86 Houston, Bill, WR, Jackson State, 1974  
 21 Howard, Carl, CB, Rutgers, 1984  
 99 Howard, David, LB, Cal. St. Long Beach, 1989-90  
 81 Howard, Percy, WR, Austin Peay, 1975  
 87 Howard, Ron, TE, Seattle, 1974-75  
 54 Howley, Chuck, LB, West Virginia, 1961-73  
 81 Howton, Bill, WR, Rice, 1960-63  
 51 Hoyem, Lynn, C/G, Cal. St. Long Beach, 1962-63  
 42 Hughes, Randy, S, Oklahoma, 1975-80  
 32 Hughes, Tyrone, CB, Nebraska, 1998  
 11 Humphrey, Buddy, QB, Baylor, 1961  
 79 Hunt, John, G/T, Florida, 1984  
 34 Hunter, Monty, S, Salem, 1982  
 52/58 Hurd, Jeff, LB, Kansas State, 1987  
 40 Hurt, Eric, CB, Cal. State San Jose, 1980  
 66 Husmann, Ed, DT, Nebraska, 1960  
 59 Hutcherson, Ken, LB, Livingston State, 1974  
 57/55 Huther, Bruce, LB, New Hampshire, 1977-80, 1983  
 66 Hutson, Tony, G, N.E. Oklahoma St., 1996-98

## I

- 88 Irvin, Michael, WR, Miami, Fla., 1988-98  
 60 Isbell, Joe, Bob, G, Houston, 1962-65

## J

- 32 Jackson, Tim, S, Nebraska, 1989  
 83 Jackson, Willie, WR, Florida, 1994  
 53 Jax, Garth, LB, Florida State, 1986-88  
 77 Jeffcoat, Jim, DE, Arizona State, 1983-94  
 81 Jeffers, Patrick, WR, Virginia, 1998  
 84 Jennings, Keith, TE, Clemson, 1989  
 37 Jensen, Jim, RB, Iowa, 1976  
 19 Jett, John, P, East Carolina, 1993-96  
 86 Johnson, Butch, WR, Calif.-Riverside, 1976-83  
 23 Johnson, Mike, CB, Kansas, 1966-69  
 64 Johnson, Mitch, G, UCLA, 1965  
 29 Johnson, Udra, RB, West Virginia, 1989  
 91 Johnson, Walter, DT, Pittsburgh, 1987  
 48 Johnston, Darryl, FB, Syracuse, 1989-98  
 51 Jones, Dale, LB, Tennessee State, 1987  
 39 Jones, E.J., RB, Kansas, 1987  
 72 Jones, Ed, DE, Tennessee State, 1974-78, 1980-89  
 23 Jones, James, RB, Mississippi State, 1980-82, 1984-85  
 97 Jones, Jimmie, DL, Miami, Fla., 1990-93  
 55 Jones, Robert, LB, East Carolina, 1992-95  
 55 Jordan, Lee Roy, LB, Alabama, 1963-76

## K

- 57 Keller, Mike, LB, Michigan, 1972  
 60 Kennard, Derek, G, Nevada-Reno, 1994-96  
 68 Ker, Crawford, G, Florida, 1985-90  
 60 Killian, Gene, G, Tennessee, 1974  
 60 Kiner, Steve, LB, Tennessee, 1970  
 57 King, Angelo, LB, South Carolina State, 1981-83  
 63 Kiselak, Michael, C/G, Maryland, 1998  
 73 Kitson, Syd, G, Wake Forest, 1984  
 79 Klein, Dick, T, Iowa, 1960  
 18 Kosar, Bernie, QB, Miami, Fla., 1993  
 35 Kowalczyk, Walt, RB, Michigan State, 1960  
 9 Kupp, Craig, QB, Pacific-Lutheran, 1991  
 67 Kupp, Jake, G, Washington, 1964-65  
 25 Kyle, Aaron, CB, Wyoming, 1976-79

## L

- 89 LaFleur, David, TE, Louisiana State, 1997-98  
 35 Laidlaw, Scott, RB, Stanford, 1975-79  
 38 Lang, David, RB, Northern Arizona, 1995  
 15 Laufenberg, Babe, QB, Indiana, 1989-90  
 25 Lassic, Derrick, RB, Alabama, 1993-94  
 29 Lavette, Robert, RB, Georgia Tech, 1985-87



- 66 **Lawless, Burton**, G, Florida, 1975-79  
 14 **LeBaron, Eddie**, QB, Pacific, 1960-63  
 78 **Letz, Leon**, DL, Emporia State, 1991-98  
 50 **Lewis, D.D.**, LB, Mississippi State, 1968, 1970-81  
 23 **Lewis, Woodley**, WR, Oregon, 1960  
 64/67 **Lilja, George**, C, Michigan, 1987  
 74 **Lilly, Bob**, DL, Texas Christian, 1961-74  
 97 **Lilly, Kevin**, DT, Tulsa, 1989  
 72/64 **Liscio, Tony**, T, Tulsa, 1963-64, 1966-71  
 20 **Livingston, Bruce**, DB, Arkansas Tech, 1987  
 41 **Livingston, Warren**, CB, Arizona, 1961-66  
 35 **Lockett, J.W.**, RB, Central Oklahoma, 1961-62  
 56 **Lockhart, Eugene**, LB, Houston, 1984-90  
 25 **Logan, Obert**, S, Trinity Tex., 1965-66  
 56 **Long, Bob**, LB, UCLA, 1962  
 19 **Longley, Clint**, QB, Abilene Christian, 1974-75  
 18 **Lothridge, Billy**, P/QB, Georgia Tech, 1964

## M

- 47 **Maegle, Dick**, S, Rice, 1961  
 51 **Manders, Dave**, C, Michigan State, 1964-66, 1968-74  
 22 **Manning, Wade**, CB, Ohio State, 1979  
 31 **Marion, Brock**, S, Nevada-Reno, 1993-97  
 31 **Marsh, Amos**, RB, Oregon State, 1961-64  
 79 **Martin, Harvey**, DE, East Texas State, 1973-83  
 83 **Martin, Kelvin**, WR, Boston College, 1987-92, 1996  
 67 **Maryland, Russell**, DT, Miami, Fla., 1991-95  
 25 **Mathews, Ray**, WR, Clemson, 1960  
 23 **Mathis, Kevin**, CB, Texas A&M-Commerce, 1997-98  
 99 **McCormack, Hurvin**, DT, Indiana, 1994-98  
 70 **McCreary, Bob**, T, Wake Forest, 1961  
 80 **McDaniels, David**, WR, Mississippi Valley, 1968  
 14 **McDonald, Paul**, QB, Southern California, 1986-87  
 25 **McDonald, Tommy**, WR, Oklahoma, 1964  
 42 **McIlhenny, Don**, RB, Southern Methodist, 1960-61  
 90 **McIntosh, Toddrick**, DT, Florida State, 1994  
 67 **McIver, Everett**, G, Elizabeth City State, 1998  
 85 **McKinnon, Dennis**, WR, Florida St., 1990  
 52 **McLean, Scott**, LB, Florida State, 1983  
 35 **McSwain, Chuck**, RB, Clemson, 1983-84  
 70 **Memmelear, Dale**, G, Wyoming, 1962-63  
 17 **Meredith, Don**, QB, Southern Methodist, 1960-68  
 78 **Meyers, John**, DT, Washington, 1962-63  
 83 **Mickey, Joey**, TE, Oklahoma, 1993  
 7 **Millen, Hugh**, QB, Washington, 1993  
 83 **Miller, Anthony**, WR, Tennessee, 1997  
 3 **Miller, Jim**, P, Mississippi, 1983-84  
 85 **Mills, Ernie**, WR, Florida, 1998  
 84 **Mitchell, Aaron**, CB, Nevada-Las Vegas, 1979-80  
 62 **Mitchell, Johnny**, TE, Nebraska, 1996  
 27 **Moble, Singor**, S, Washington State, 1997-98  
 23 **Montgomery, Mike**, RB/WR, Kansas State, 1972-73  
 24 **Mooty, Jim**, CB, Arkansas, 1960  
 37 **Morgan, Dennis**, RB, Western Illinois, 1974  
 14 **Morton, Craig**, QB, California, 1965-74  
 80 **Murchison, Ola Lee**, WR, Pacific, 1961  
 3 **Murray, Eddie**, K, Tulane, 1993  
 94 **Myers, Michael**, DL, Alabama, 1998  
 98 **Myles, Godfrey**, LB, Florida, 1991-96

## N

- 73 **Neely, Ralph**, G/T, Oklahoma, 1965-77  
 44 **Newhouse, Robert**, FB, Houston, 1972-83  
 30 **Newsome, Timmy**, RB, Winston-Salem, 1980-88  
 67/61 **Newton, Nate**, G/T, Florida A&M, 1986-98  
 76 **Niland, John**, G, Iowa, 1966-74  
 25 **Nolan, Dick**, S, Maryland, 1962  
 73 **Noonan, Danny**, DL, Nebraska, 1987-92  
 84 **Norman, Pettis**, TE, J.C. Smith, 1962-70  
 25 **Norton, Jerry**, S, Southern Methodist, 1962  
 51 **Norton, Ken**, LB, UCLA, 1988-93  
 84 **Novacek, Jay**, TE, Wyoming, 1990-96  
 76 **Nutting, Ed**, T, Georgia Tech, 1963  
 61 **Nye, Blaine**, G, Standord, 1968-76

## O

- 82 **Ogden, Jeff**, WR, Eastern Washington, 1998  
 62 **Oswald, Paul**, G, Kansas, 1988  
 76 **Otto, Bob**, DL, Idaho State, 1986  
 20 **Overton, Jerry**, S, Utah, 1963  
 31 **Owens, Billy**, DB, Pittsburgh, 1988

## P

- 26 **Palmer, Paul**, RB, Temple, 1989  
 21 **Parks, Billy**, WR, Cal. St. Long Beach, 1972  
 62 **Parrish, James**, T, Temple, 1993-94  
 56 **Patera, Jack**, LB, Oregon, 1960-61  
 43 **Patterson, Elvis**, CB, Kansas, 1993  
 86 **Pearson, Drew**, WR, Tulsa, 1973-83  
 26 **Pearson, Preston**, RB, Illinois, 1975-80  
 9 **Peete, Rodney**, QB, Southern California, 1994  
 16 **Pelluer, Steve**, QB, Washington, 1984-88  
 59 **Penn, Jesse**, LB, Virginia Tech, 1985-87  
 22 **Peoples, George**, RB, Auburn, 1982  
 33 **Perceval, Mac**, K, Texas Tech, 1974  
 43 **Perkins, Don**, RB, New Mexico, 1961-68  
 92 **Perkins, Ray**, DE, Virginia, 1987  
 39 **Perryman, Robert**, FB, Michigan, 1990  
 65 **Petersen, Kurt**, G, Missouri, 1980-85  
 58 **Peterson, Calvin**, LB, UCLA, 1974-75  
 81 **Phillips, Kirk**, WR, Tulsa, 1984  
 83 **Pinder, Cyril**, RB, Illinois, 1973  
 97 **Pittman, Kavika**, DE, McNeese St., 1996-98  
 73 **Ploeger, Kurt**, DL, Gustavus Adolphus, 1986  
 62 **Poimboeuf, Lance**, K, Southwest Louisiana, 1963  
 97 **Ponder, David**, DT, Florida State, 1985  
 86 **Porterfield, Garry**, DE, Tulsa, 1965  
 81 **Powe, Karl**, WR, Alabama State, 1985-86  
 75 **Pozderac, Phil**, T, Notre Dame, 1982-87  
 89 **Price, Jim**, TE, Stanford, 1993  
 52 **Pruitt, Mickey**, LB, Colorado, 1991-92  
 75 **Pugh, Jethro**, DT, Elizabeth City, 1965-78  
 61 **Putnam, Duane**, G, Pacific, 1960

## Q

- 11 **Quinn, Mike**, QB, Stephen F. Austin, 1998

## R

- 64 **Rafferty, Tom**, G/C, Penn State, 1976-89  
 60 **Randall, Tom**, G, Iowa State, 1978  
 88 **Randle, Sonny**, WR, Virginia, 1968  
 82 **Reece, Beasley**, CB/WR, North Texas, 1976  
 41 **Reece, John**, CB, Nebraska, 1997  
 68 **Reese, Guy**, DT, Southern Methodist, 1962-63  
 43 **Reese, Izell**, S, Alabama-Birmingham, 1998  
 30 **Reeves, Dan**, RB/QB, South Carolina, 1965-72  
 20 **Renfro, Mel**, DB/RB, Oregon, 1964-77  
 82 **Renfro, Mike**, WR, Texas Christian, 1984-87  
 19 **Rentzel, Lance**, WR, Oklahoma, 1967-70  
 76 **Reynolds, Jerry**, T, Nevada-Las Vegas, 1994  
 13 **Rhyme, Jerry**, QB, Tulsa, 1965-68  
 27 **Richards, Curvin**, RB, Pittsburgh, 1991-92  
 83 **Richards, Golden**, WR, Hawaii, 1973-78  
 70 **Richards, Howard**, G/T, Missouri, 1981-86  
 31 **Richardson, Gloster**, WR, Jackson State, 1971  
 88 **Ridgway, Colin**, P/K, Lamar Tech, 1965  
 42 **Ridlon, Jim**, S, Syracuse, 1963-64  
 12 **Roach, John**, QB, Southern Methodist, 1964  
 87 **Roberts, Alfredo**, TE, Miami, Fla., 1991-92  
 45 **Robinson, Larry**, RB, Tennessee, 1973  
 56 **Roe, Bill**, LB, Colorado, 1980  
 50 **Rohrer, Jeff**, LB, Yale, 1982-87  
 56 **Roper, John**, LB, Texas A&M, 1993  
 36 **Ross, Dominique**, RB, Valdosta State, 1995-96  
 68 **Ross, Oliver**, T, Iowa State, 1998  
 88 **Rucker, Reggie**, WR, Boston University, 1970-71  
 9 **Ruzek, Roger**, K, Weber State, 1987-89





## S

87 **Saldi, Jay**, TE, South Carolina, 1976-82  
 89 **Salonen, Brian**, TE/LB, Montana, 1984-85  
 70 **Sandeman, Bill**, DT, Pacific, 1966  
 21 **Sanders, Deion**, CB/WR, Florida State, 1995-98  
 3 **Sargent, Broderick**, FB, Baylor, 1989  
 8 **Sawyer, Buzz**, P, Baylor, 1987  
 4 **Saxon, Mike**, P, San Diego St., 1985-92  
 78 **Schaum, Greg**, DE, Michigan State, 1976  
 65 **Schoenke, Ray**, T, Southern Methodist, 1963-64  
 66 **Schultz, Chris**, T, Arizona, 1983, 1985  
 52 **Schwartz, Jim**, LB, Purdue, 1994-96  
 77 **Scifres, Steve**, OL, Wyoming, 1997  
 47 **Scott, Chuck**, WR, Vanderbilt, 1987  
 68 **Scott, Herb**, G, Virginia Union, 1975-84  
 35 **Scott, Kevin**, RB, Stanford, 1989  
 52 **Scott, Sean**, LB, Maryland, 1988  
 22 **Scott, Victor**, DB, Colorado, 1984-88  
 10 **Secules, Scott**, QB, Virginia, 1988  
 88 **Sellers, Ron**, WR, Florida State, 1972  
 1 **Septien, Rafael**, K, Southwest Louisiana, 1978-86  
 94/53 **Shannon, Randy**, LB, Miami, Fla., 1989-90  
 52 **Shaw, Robert**, C, Tennessee, 1979-81  
 47 **Shearin, Joe**, C, Texas, 1987  
 87/82 **Shepard, Derrick**, WR, Oklahoma, 1989-91  
 86 **Sherrer, Dave**, P, Southern Methodist, 1960  
 66 **Sherrard, Mike**, WR, UCLA, 1986  
 83 **Shields, Joe**, OL, Portland State, 1987  
 50 **Shiver, Clay**, C, Florida State, 1996-98  
 46/25 **Shy, Les**, RB, Cal. St. Long Beach, 1966-69  
 82 **Simmons, Cleo**, TE, Jackson State, 1983  
 52 **Simmons, Dave**, LB, Georgia Tech, 1968  
 53 **Simmons, Victor**, LB, Central State, Ohio, 1987  
 65 **Slaton, Tony**, G, Southern Cal., 1990  
 42 **Smagala, Stan**, DB, Notre Dame, 1990-91  
 60 **Smerek, Don**, DL, Nevada-Reno, 1981-87  
 93 **Smith, Artie**, DT, Louisiana Tech, 1996  
 59 **Smith, Darrin**, LB, Miami, Fla., 1993-96  
 75/79 **Smith, Daryle**, T, Tennessee, 1987-88  
 39 **Smith, Donald**, S, Liberty, 1991  
 22 **Smith, Emmitt**, RB, Florida, 1990-96  
 24 **Smith, J.D.**, RB, No. Carolina A&T, 1965-66  
 81 **Smith, Jackie**, TE, Northwest Louisiana, 1978  
 64 **Smith, Jim Ray**, G/T, Baylor, 1963-64  
 82 **Smith, Jimmy**, WR, Jackson State, 1992  
 26 **Smith, Kevin**, CB, Texas A&M, 1992-98  
 57 **Smith, Myron**, LB, Louisiana Tech, 1998  
 67 **Smith, Sean**, DT, Grambling, 1989  
 36 **Smith, Tarik**, RB, California, 1998  
 33 **Smith, Timmy**, RB, Texas Tech, 1990  
 85 **Smith, Tody**, DL, Southern California, 1971-72  
 57 **Smith, Vinson**, LB, East Carolina, 1990-92, 1997  
 86 **Smith, Waddell**, WR, Kansas, 1984  
 58 **Snyder, Loren**, QB, Northern Colorado, 1987  
 54 **Solomon, Jesse**, LB, Florida State, 1989-90  
 46 **Solomon, Roland**, S, Utah, 1980  
 80 **Spivey, Sebron**, WR, Southern Illinois, 1987  
 55 **Spradlin, Danny**, LB, Tennessee, 1981-82  
 20 **Springs, Ron**, RB, Ohio State, 1979-84  
 65 **Stalls, Dave**, DE, Northern Colorado, 1977-79  
 12 **Staubach, Roger**, QB, Navy, 1969-79  
 81/82 **Steele, Robert**, WR, Northern Alabama, 1978  
 79/77 **Stephens, Larry**, DE, Texas, 1963-67  
 70/53 **Stepnoski, Mark**, G/C, Pittsburgh, 1989-94  
 28 **Stewart, Curtis**, RB, Auburn, 1989  
 40 **Stiger, Jim**, RB, Washington, 1963-65  
 56 **Stincic, Tom**, LB, Michigan, 1969-71  
 31 **Stokes, Sim**, WR, Northern Colorado, 1967  
 65 **Stone, Ron**, T, Boston College, 1993-95  
 18 **Stoutd, Cliff**, QB, Youngstown St., 1990-91  
 24 **Stoutmire, Omar**, S, Fresno State, 1997-98  
 82 **Stowe, Otto**, WR, Iowa State, 1973  
 96 **Stubbs, Daniel**, DE, Miami, Fla., 1990-91  
 30 **Studstill, Darren**, S, West Virginia, 1994  
 90 **Sturgis, Oscar**, DE, North Carolina, 1995

40 **Strayhorn, Les**, RB, East Carolina, 1973-74  
 55 **Strickland, Fred**, LB, Purdue, 1996-98  
 87 **Stynchula, Andy**, DE, Penn State, 1968  
 45 **Sualua, Nicky**, FB, Ohio State, 1997-98  
 72 **Sullivan, Mike**, T, Miami, Fla., 1991  
 51/57 **Swan, Russ**, LB, Virginia, 1987  
 19 **Sweeney, Kevin**, QB, Cal. St. Fresno, 1987-88

## T

71/72 **Talbert, Don**, DE/OT, Texas, 1962, 1965, 1971  
 25 **Tautalatasi, Junior**, RB, Washington State, 1989  
 30 **Teague, George**, S, Alabama, 1996, 1998  
 89 **Tennell, Derek**, TE, UCLA, 1992  
 27 **Thomas, Bill**, RB, Boston College, 1972  
 32 **Thomas, Blair**, RB, Penn State, 1994  
 51 **Thomas, Broderick**, LB, Nebraska, 1996-98  
 41 **Thomas, Dave**, CB, Tennessee, 1993-94  
 33 **Thomas, Duane**, RB, West Texas State, 1970-71  
 37 **Thomas, Ike**, CB, Bishop, 1971  
 59 **Thomas, Robert**, LB, Henderson State, 1998  
 67 **Thompson, Broderick**, G, Kansas, 1985  
 77 **Thornton, Bruce**, DL, Illinois, 1979-81  
 32 **Thurman, Dennis**, DB, Southern California, 1978-85  
 59 **Timmer, Kirk**, LB, Montana State, 1987  
 97 **Tippins, Ken**, LB, Middle Tennessee St., 1989  
 63 **Titensor, Glen**, G, Brigham Young, 1981-86, 1988  
 53 **Tolbert, Brandon**, LB, Georgia, 1998  
 62/92 **Tolbert, Tony**, DL, Texas-El Paso, 1989-97  
 67 **Toomay, Pat**, DE, Vanderbilt, 1970-74  
 71 **Townes, Willie**, DE, Tulsa, 1966-68  
 27 **Tremble, Greg**, S, Georgia, 1995  
 87 **Truax, Billy**, TE, Louisiana State, 1971-73  
 50 **Tubbs, Jerry**, LB, Oklahoma, 1960-67  
 71 **Tuinei, Mark**, OT/DL, Hawaii, 1983-97  
 57 **Turner, Jimmie**, LB, Presbyterian, 1984

## U

93 **Ulufale, Mike**, DT, Brigham Young, 1996

## V

91 **Vanderbeek, Matt**, LB/DE, Michigan State, 1993-94  
 30 **Van Raaphorst, Dick**, K, Ohio State, 1964  
 37 **Vaughn, Lee**, DB, Wyoming, 1997  
 76 **Veingrad, Alan**, OL, E. Texas St., 1991-92  
 11 **Villanueva, Danny**, P/K, New Mexico State, 1965-67

## W

95 **Walen, Mark**, DT, UCLA, 1987-88  
 67 **Walker, Gary**, OL, Boston University, 1987  
 34 **Walker, Herschel**, RB, Georgia, 1986-89, 1996-97  
 57 **Walker, Louie**, LB, Colorado State, 1974  
 57 **Walker, Malcolm**, C, Rice, 1966-69  
 71 **Wallace, Rodney**, G/T, New Mexico, 1971-73  
 24 **Wallis, Everson**, CB, Grambling, 1981-89  
 3 **Walsh, Steve**, QB, Miami, Fla., 1989-90  
 59 **Walter, Mike**, LB, Oregon, 1983  
 78 **Walton, Bruce**, G, UCLA, 1973-75  
 89 **Ware, Derek**, TE, Central Oklahoma, 1996  
 42 **Warren, Chris**, RB, Ferrum, 1998  
 5 **Warren, John**, P, Tennessee, 1983-84  
 37 **Washington, James**, S, UCLA, 1990-94  
 46 **Washington, Mark**, CB, Morgan State, 1970-78  
 41 **Waters, Charlie**, DB, Clemson, 1970-78, 1980-81  
 83 **Watkins, Kendall**, TE, Mississippi State, 1995  
 94 **Watts, Randy**, DE, Catawba, 1987  
 33 **Wayt, Russell**, LB, Rice, 1965  
 42 **Welch, Claxton**, RB, Oregon, 1969-71  
 66 **Wells, Norm**, G, Northwestern, 1980  
 65 **Westberry, Gary**, C, Hampton, 1987  
 30 **Wheaton, Kenny**, CB, Oregon, 1997-98  
 65/70 **White, Bob**, OL, Rhode Island, 1987-89  
 11 **White, Danny**, QB/P, Arizona State, 1976-88



37 **White, Gerald**, FB, Michigan, 1987  
 54 **White, Randy**, DT/LB, Maryland, 1975-89  
 42 **Whitfield, A.D.**, RB, North Texas, 1965  
 53 **Whittingham, Fred**, LB, Cal. Poly SLO, 1969  
 12/10 **Widby, Ron**, P, Tennessee, 1968-71  
 78 **Widell, Dave**, T, Boston College, 1988-89  
 65 **Wilbur, John**, T, Stanford, 1966-69  
 42 **Williams, Charlie**, S, Bowling Green, 1995-98  
 79 **Williams, Erik**, T, Central (OH) State, 1991-98  
 36 **Williams, Joe**, RB, Wyoming, 1971  
 38 **Williams, John**, FB, Wisconsin, 1985  
 85 **Williams, Kevin**, WR, Miami, Fla., 1993-96  
 23 **Williams, Robert**, CB, Baylor, 1987-93  
 20 **Williams, Sherman**, RB, Alabama, 1995-98  
 80 **Williams, Stepfret**, WR, Northeast Louisiana, 1996-97  
 86 **Williams, Tyrone**, WR, Western Ontario, 1993  
 1 **Willis, Ken**, K, Kentucky, 1990-91  
 98 **Willis, Mitch**, DT, Southern Methodist, 1990  
 42 **Wilson, Robert**, FB, Texas A&M, 1994  
 81/45 **Wilson, Steve**, WR/CB, Howard, 1979-81

11/18 **Wilson, Wade**, QB, East Texas State, 1995-97  
 84 **Wisener, Gary**, WR, Baylor, 1960  
 28 **Woodson, Darren**, S, Arizona State, 1992-98  
 45 **Woolsey, Rolly**, DB, Boise State, 1975  
 81 **Wright Alexander**, WR, Auburn, 1990-92  
 15 **Wright, Brad**, QB, New Mexico, 1982  
 41 **Wright, Charles**, DB, Tulsa, 1988  
 85/70 **Wright, Rayfield**, TE/T, Fort Valley State, 1967-79  
 73 **Wright, Steve**, T, Northern Iowa, 1981-82

## Y

78 **Youmans, Maury**, DE, Syracuse, 1964-65  
 30 **Young, Charles**, RB, No. Carolina State, 1974-76

## Z

6 **Zendejas, Luis**, K, Arizona State, 1987-89  
 62 **Zentic, Mike**, C, Oklahoma State, 1987  
 76 **Zimmerman, Jeff**, G, Florida, 1987-90

## COWBOYS ALL-TIME COLLEGE ROSTER

Abilene Christian 1; Air Force 1; Alabama 7; Alabama A&M 1; Alabama-Birmingham 1; Alabama State 1; Albany State 1; Alcorn State 1; Amherst 1; Appalachian State 2; Arizona 6; Arizona State 8; Arkansas 2; Arkansas Tech 1; Auburn 7; Austin College 1; Austin Peay 1; Baylor 12; Bethune-Cookman 1; Bishop 1; Boise State 1; Boston College 6; Boston University 2; Bowling Green 1; Brigham Young 2; California 3; Cal Poly SLO 2; Cal. St. Long Beach 4; Cal. St. Fresno 1; Cal. State Sacramento 1; Cal. State San Jose 2; Calif.-Riverside 1; Carson-Newman 2; Catawba 1; CCLA 1; Central Arkansas 1; Central Florida 1; Central Michigan 1; Central Oklahoma 2; Central State, Ohio 2; Clemson 6; Colorado 5; Colorado State 1; Dayton 1; Duke 2; East Carolina 6; Eastern Illinois 1; Eastern Washington 1; Elizabeth City 2; Emporia, Kansas State 1; Ferrum 1; Florida 10; Florida A&M 5; Florida State 10; Fort Valley State 1; Fresno State 1;

Georgia 5; Georgia Tech 6; Grambling 2; Gustavus Adolphus 1; Hampton 1; Hawaii 5; Heidelberg 1; Henderson J.C. 1; Henderson State 1; Holy Cross 1; Houston 7; Howard 1; Humboldt State 2; Idaho State 1; Illinois 4; Indiana 5; Iowa 4; Iowa State 4; J.C. Smith 1; Jackson State 4; Jacksonville State 1; James Madison 2; Kansas 7; Kansas State 2; Kentucky 5; Kentucky State 1; Kutztown State 1; Lamar Tech 1; Langston 1; Liberty 2; Livingston State 1; Louisiana State 4; Louisiana Tech 3; Louisville 1; Marquette 2; Maryland 7; Massachusetts 1; McNeese State 1; Miami, Fla. 14; Michigan 7; Michigan State 12; Middle Tennessee State 1; Minnesota 1; Mississippi 6; Mississippi State 4; Mississippi Valley 1; Missouri 3; Montana 1; Montana State 2; Morgan State 2; Morningside College 1; Navy 1; Nebraska 9; Nevada-Las Vegas 3; Nevada-Reno, 3; New Hampshire 1; New Mexico 4; New Mexico State 2; North Carolina 4; North Carolina A&T 2; North Carolina State 4; North Texas 3;

Northeast Louisiana 1; Northeastern Oklahoma 1; Northern Alabama 1; Northern Arizona 1; Northern Colorado 3; Northern Iowa 1; Northwest Louisiana 1; Northwestern 4; Notre Dame 4; Ohio State 6; Oklahoma 13; Oklahoma State 2; Oregon 8; Oregon State 2; Ouachita 1; Pacific 5; Pacific Lutheran 1; Pacific, Ore. 1; Penn State 1; Rhode Island 1; Rice 8; Rutgers 2; Salem 1; San Diego State 2; Santa Clara 2; Savannah State 1; Seattle 1; Sonoma State 1; South Carolina 3; South Carolina State 2; Southern 3; Southern California 12; Southern Illinois 2; Southern Methodist 12;

Southern Mississippi 3; Southwest Louisiana 3; Stanford 9; Stephen F. Austin 2; Syracuse 7; Taylor 1; Temple 3; Tennessee 17; Tennessee-Chattanooga 2; Tennessee State 3; Texas 6; Texas A&M 12; Texas A&M-Commerce 4; Texas Christian 6; Texas Southern 1; Texas Tech 3; Texas Wesleyan 1; Texas-El Paso 1; Trinity, Tex 1; Trinity Valley C.C. 1; Tulane 2; Tulsa 9; UCLA 12; Utah 6; Utah State 3; Valdosta State 1; Vanderbilt 3; Vienna, Austria 1; Villanova 1; Virginia 6; Virginia Tech 1; Virginia Union 1; Wake Forest 3; Washington 11; Washington State 2; Weber State 2; West Texas State 1; West Virginia 3; Western Illinois 1; Western Ontario 1; Winston-Salem 2; Wisconsin 2; Wyoming 6; Yale 2; Youngstown State 1.

## TOP SCHOOLS

Tennessee 17; Miami, Fla. 14; Oklahoma 13; Baylor 12; Michigan State 12; Southern California 12; Southern Methodist 12; Texas A&M 12; UCLA 12; Washington 11; Florida 10; Florida State 10; Nebraska 9; Stanford 9; Tulsa 9.





## Cowboys All-Time Honor Roll

## PRO BOWL

- 1960** (1) - Jim Doran, WR (1)  
**1961** (2) - Dick Bielski, TE (1)  
 # **Don Perkins, RB** (1)  
**1962** (5) - Don Bishop, CB (1)  
 Eddie LeBaron, QB (1)  
 Bob Lilly, DE (1)  
 Don Perkins, RB (2)  
**Jerry Tubbs, LB** (1)  
**1963** (3) - Sam Baker, P (1)  
 Lee Folkins, TE (1)  
 Don Perkins, RB (3)  
**1964** (2) - **Bob Lilly, DT** (2)  
 # **Mel Renfro, S** (1)  
**1965** (6) - **George Andrie, DE** (1)  
 Cornell Green, CB (1)  
 # Bob Hayes, WR (1)  
 Chuck Howley, LB (1)  
**Bob Lilly, DT** (3)  
**Mel Renfro, S** (2)  
**1966** (9) - **George Andrie, DE** (2)  
 Cornell Green, CB (2)  
 Bob Hayes, WR (2)  
 Chuck Howley, LB (2)  
 Bob Lilly, DT (4)  
 Dave Manders, C (1)  
 Don Meredith, QB (1)  
 Don Perkins, RB (4)  
 Mel Renfro, S (3)  
**1967** (10) - **George Andrie, DE** (3)  
 Cornell Green, CB (3)  
 Bob Hayes, WR (3)  
 Chuck Howley, LB (3)  
 Lee Roy Jordan, LB (1)  
**Bob Lilly, DT** (5)  
 Don Meredith, QB (2)  
 Ralph Neely, T (1)  
 Don Perkins, RB (5)  
 Mel Renfro, S (4)  
**1968** (8) - **George Andrie, DE** (4)  
 Chuck Howley, LB (4)  
 Lee Roy Jordan, LB (2)  
 Bob Lilly, DT (6)  
 Don Meredith, QB (3)  
 John Niland, G (1)  
 Don Perkins, RB (6)  
 Mel Renfro, CB (5)  
**1969** (8) - a **George Andrie, DE** (5)  
 \* Calvin Hill, RB (1)  
**Chuck Howley, LB** (5)  
 Lee Roy Jordan, LB (3)  
**Bob Lilly, DT** (7)  
 Ralph Neely, T (2)  
 John Niland, G (2)  
**Mel Renfro, CB** (6)  
**Bob Lilly, DT** (8)  
 John Niland, G (3)  
 b **Mel Renfro, CB** (7)  
**1970** (3) - Cornell Green, S (4)  
 Chuck Howley, LB (6)  
 Bob Lilly, DT (9)  
 John Niland, G (4)  
**Mel Renfro, S** (8)  
**Roger Staubach, QB** (1)  
 Ron Wickey, P (1)  
 Rayfield Wright, T (1)  
**1971** (8) - Walt Garrison, RB (1)  
**Cornell Green, S** (5)  
 Calvin Hill, RB (2)  
 \* Bob Lilly, DT (10)  
**John Niland, G** (5)  
 \* Mel Renfro, CB (9)  
**Rayfield Wright, T** (2)  
**1972** (7) - \* Calvin Hill, RB (3)  
 \* Lee Roy Jordan, LB (4)  
 \* Bob Lilly, DT (11)  
**John Niland, G** (6)  
**Mel Renfro, CB** (10)  
**Rayfield Wright, T** (3)  
**1973** (6) - Cliff Harris, S (1)  
 Calvin Hill, RB (4)  
 Lee Roy Jordan, LB (5)  
 Blaine Nye, G (1)  
**Drew Pearson, WR** (1)  
**Rayfield Wright, T** (4)  
**Cliff Harris, S** (2)  
 \* Roger Staubach, QB (2)  
 Rayfield Wright, T (5)  
**1974** (8) - **Billy Joe DuPree, TE** (1)  
**Cliff Harris, S** (3)  
 Harvey Martin, DE (1)  
 Blaine Nye, G (2)  
**Drew Pearson, WR** (2)  
**Roger Staubach, QB** (3)  
 Charlie Waters, S (1)  
 Rayfield Wright, T (6)  
**1975** (8) - **Billy Joe DuPree, TE** (2)  
**Cliff Harris, S** (4)  
 Efen Herrera, K (1)  
**Harvey Martin, DE** (2)  
**Drew Pearson, WR** (3)  
 \* Roger Staubach, QB (4)  
**Charlie Waters, S** (2)  
 Randy White, DT (1)  
**1976** (9) - **Tony Dorsett, RB** (1)  
**Billy Joe DuPree, TE** (3)  
**Cliff Harris, S** (5)  
 Thomas Henderson, LB (1)  
 Tony Hill, WR (1)  
 \* Harvey Martin, DE (3)  
**Roger Staubach, QB** (5)  
**Charlie Waters, S** (3)  
 Randy White, DT (2)  
 Bob Bruenig, LB (1)  
**1977** (8) - **Pat Donovan, T** (1)  
 Cliff Harris, S (6)  
 Tony Hill, WR (2)  
**Harvey Martin, DE** (4)  
 Herb Scott, G (1)  
**Roger Staubach, QB** (6)  
**Randy White, DT** (3)  
**Bob Bruenig, LB** (2)  
**1978** (4) - Pat Donovan, T (2)  
**Herb Scott, G** (2)  
**Randy White, DT** (4)  
**1979** (7) - **Pat Donovan, T** (3)  
**Tony Dorsett, RB** (2)  
 Ed Jones, DE (1)  
**Herb Scott, G** (3)  
 Rafael Septien, K (1)  
 # Everson Walls, CB (1)  
**Randy White, DT** (5)  
 Bob Bruenig, LB (3)  
**Pat Donovan, T** (4)  
**Tony Dorsett, RB** (3)  
 Ed Jones, DE (2)  
**Everson Walls, CB** (2)  
 Danny White, QB (1)  
**Randy White, DT** (6)  
**1980** (5) - Doug Cosbie, TE (1)  
 Tony Dorsett, RB (4)  
**Ed Jones, DE** (3)  
**Everson Walls, CB** (3)  
**Randy White, DT** (7)  
**1981** (3) - Bill Bates, ST (1)  
 Doug Cosbie, TE (2)  
 Randy White, DT (8)  
**1982** (4) - **Doug Cosbie, TE** (3)  
 Tony Hill, WR (3)  
**Everson Walls, CB** (4)  
**Randy White, DT** (9)  
**1983** (1) - Herschel Walker, RB (1)  
**1984** (1) - **Herschel Walker, RB** (2)  
**1985** (1) - # Emmitt Smith, RB (1)  
**1986** (1) - Troy Aikman, QB (1)  
 @ **Michael Irvin, WR** (1)  
**Jay Novacek, TE** (1)  
**Emmitt Smith, RB** (2)



Pro Bowl (cont.)

1992 (6) -	Troy Aikman, QB (2)
	Michael Irvin, WR (2)
	Nate Newton, G (1)
	<b>Jay Novacek, TE (2)</b>
	<b>Emmitt Smith, RB (3)</b>
	Mark Stepnoski, C (1)
1993 (11) - %	<b>* Troy Aikman, QB (3)</b>
	* Thomas Everett, S (1)
	<b>Michael Irvin, WR (3)</b>
	Daryl Johnston, FB (1)
	Russell Maryland, DT (1)
	<b>Nate Newton, G (2)</b>
	Ken Norton, LB (1)
	<b>Jay Novacek, TE (3)</b>
	<b>Emmitt Smith, RB (4)</b>
	<b>* Mark Stepnoski, C (2)</b>
	<b>Erik Williams, T (1)</b>
1994 (11) -	Troy Aikman, QB (4)
	<b>Charles Haley, DE (1)</b>
	Michael Irvin, WR (4)
	Daryl Johnston, FB (2)
	<b>Leon Lett, DT (1)</b>
	<b>Nate Newton, G (3)</b>
	Jay Novacek, TE (4)
	<b>Emmitt Smith, RB (5)</b>
	<b>Mark Stepnoski, C (3)</b>
	Mark Turner, T (1)
	<b>Darren Woodson, S (1)</b>
1995 (10) -	* Troy Aikman, QB (5)
	Larry Allen, G (1)
	* Ray Donaldson, C (1)
	<b>Charley Haley, DE (2)</b>
	Michael Irvin, WR (5)
	<b>Nate Newton, G (4)</b>
	<b>Jay Novacek, TE (5)</b>
	<b>Emmitt Smith, RB (6)</b>
	Mark Turner, T (2)
	<b>Darren Woodson, S (2)</b>
1996 (9) -	* Troy Aikman, QB (6)
	<b>Larry Allen, G (2)</b>
	* Ray Donaldson, C (2)
	Nate Newton, G (5)
	<b>* Deion Sanders, CB (1)</b>
	Jim Schwartz, ST (1)
	<b>Tony Tolbert, DE (1)</b>
	<b>Erik Williams, T (2)</b>
	Darren Woodson, S (3)
1997 (4) -	<b>Larry Allen, G (3)</b>
	<b>* Deion Sanders, CB (2)</b>
	Erik Williams, T (3)
	* Darren Woodson, S (4)
1998 (6) -	<b>Larry Allen, T (4)</b>
	Leon Lett, DT (2)
	Nate Newton, G (6)
	<b>Deion Sanders, CB/KR (3)</b>
	Emmitt Smith, RB (7)
	Darren Woodson, S (5)

**BOLD** starter  
 \* selected but did not play  
 # rookie  
 @ most valuable player  
 a named outstanding lineman  
 b named outstanding back  
 % top vote getter

ALL-TIME PRO BOWL APPEARANCES

Name, Position	Total Selections	Consecutive Streak
Bob Lilly, DT	11	10 (1964-73)
Mel Renfro, S/CB	10	10 (1964-73)
Randy White, DT	9	9 (1977-85)
Emmitt Smith, RB	7	6 (1990-95)
Don Perkins, RB	6	3(1961-63, 66-68)
Chuck Howley, LB	6	5 (1965-69)
John Niland, G	6	6 (1968-73)
Rayfield Wright, T	6	6 (1971-76)
Cliff Harris, S	6	6 (1974-79)
Roger Staubach, QB	6	5 (1975-79)
Troy Aikman, QB	6	6 (1991-96)
Nate Newton, G	6	5 (1992-96)
George Andrie, DE9	5	5 (1965-69)
Cornell Green, CB/S	5	3 (1965-67)
Lee Roy Jordan, LB	5	3 (1967-69)
Michael Irvin, WR	5	5 (1991-95)

All-Time Pro Bowl Appearances (cont.)

Name, Position	Total Selections	Consecutive Streak
Jay Novacek, TE	5	5 (1991-95)
Darren Woodson, S	5	5 (1994-98)
Calvin Hill, RB	4	3 (1972-74)
Harvey Martin, DE	4	4 (1976-79)
Pat Donovan, T	4	4 (1979-82)
Tony Dorsett, RB	4	3 (1981-83)
Everson Walls, CB	4	3 (1981-83)
Larry Allen, G/T	4	4 (1995-98)

ALL PRO

1962 (2) -	Don Perkins, RB (1, AP, NEA)
	Jerry Tubbs, LB (1, TSN)
1963 (1) -	Chuck Howley, LB (1, TSN)
1964 (3) -	Frank Clarke, TE (1, AP)
	Bob Lilly, DT (1, AP, UPI, NEA)
	Jim Riddle, DB (1, TSN)
1965 (3) - #	Bob Hayes, WR (1, TSN)
	Bob Lilly, DT (2, AP, UPI, NEA, TSN)
	Mel Renfro, S (1, NEA, TSN)
1966 (7) -	Cornell Green, CB (1, AP, NEA, TSN)
	Bob Hayes, WR (2, AP, UPI, NEA, TSN)
	Chuck Howley, LB (2, AP, UPI, NEA)
	Lee Roy Jordan, LB (1, TSN)
	Bob Lilly, DT (3, AP, UPI, NEA, TSN)
	Ralph Neely, T (1, TSN)
	Dan Reeves, RB (1, TSN)
1967 (7) -	George Andrie, DE (1, TSN)
	Cornell Green, CB (2, AP, UPI, NEA, TSN)
	Bob Hayes, WR (3, TSN)
	Chuck Howley, LB (3, AP, TSN)
	Bob Lilly, DT (4, AP, UPI, NEA, TSN)
	Ralph Neely, T (2, AP, UPI, TSN)
	Mel Renfro, S (2, TSN)
1968 (5) -	Cornell Green, CB (3, NEA)
	Bob Hayes, WR (4, AP)
	Chuck Howley, LB (4, AP, NEA)
	Bob Lilly, DT (5, AP, UPI, NEA)
	Ralph Neely, T (3, AP, UPI, NEA)
1969 (7) -	Cornell Green, CB (4, UPI)
#	Calvin Hill, RB (1, AP, UPI)
	Chuck Howley, LB (5, AP, UPI, NEA)
	Bob Lilly, DT (6, AP, NEA)
	Ralph Neely, T (4, AP, UPI, NEA)
	John Niland, G (1, AP)
	Mel Renfro, S (3, NEA)
1970 (1) -	Chuck Howley, LB (6, AP, PFWA)
1971 (4) -	Bob Lilly, DT (7, AP, PFWA, NEA)
	John Niland, G (2, AP, PFWA)
	Mel Renfro, S (4, NEA)
	Rayfield Wright, T (1, AP, PFWA)
1972 (3) -	John Niland, G (3, AP)
	Blaine Nye, CB (1, NEA)
	Rayfield Wright, T (2, AP, UPI, PFWA, NEA)
1973 (4) -	Calvin Hill, RB (2, PFWA)
	Lee Roy Jordan, LB (2, NEA, PFWA)
	Mel Renfro, CB (5, NEA, PFWA)
	Rayfield Wright, T (3, AP, PFWA)
1974 (1) -	Drew Pearson, WR (1, AP, PFWA)
1975 (2) -	Cliff Harris, S (1, NEA)
	Rayfield Wright, T (4, NEA)
1976 (2) -	Cliff Harris, S (2, AP, PFWA, NEA)
	Drew Pearson, WR (2, AP, PFWA)
1977 (5) -	Cliff Harris, S (3, AP, PFWA, NEA)
	Efren Herrera, K (1, AP, PFWA, NEA)
	Harvey Martin, DE (1, AP, PFWA, NEA)
	Drew Pearson, WR (3, AP, PFWA, NEA)
	Charlie Waters, S (1, PFWA)
1978 (3) -	Cliff Harris, S (4, AP, PFWA)
	Charlie Waters, S (2, PFWA, NEA)
	Randy White, DT (1, AP, PFWA, NEA)
1979 (1) -	Randy White, DT (2, AP, PFWA, NEA)
1980 (2) -	Herb Scott, G (1, AP, NEA)
	Randy White, DT (3, PFWA, NEA)
1981 (5) -	Tony Dorsett, RB (1, AP, PFWA, NEA)
	Ed Jones, DE (1, NEA)
	Herb Scott, G (2, AP)
	Rafaël Septien, K (1, AP, PFWA)
	Randy White, DT (4, AP, PFWA, NEA)





## All Pro (Cont.)

- 1982 (3) - Ed Jones, DE (2, AP)  
Everson Walls, CB (1, PFWA)  
Randy White, DT (5, AP, PFWA, NEA)
- 1983 (2) - Everson Walls, CB (2, AP)  
Randy White, DT (6, AP, PFWA)
- 1984 (2) - Michael Downs, S (PFWA)  
Randy White, DT (7, AP, PFWA, NEA)
- 1985 (2) - Everson Walls, CB (3, PFWA)  
Randy White, DT (8, AP, NEA)
- 1989 (1) - Eugene Lockhart, LB (1, TSN)
- 1991 (2) - Michael Irvin, WR (1, AP, PFWA, NEA, TSN)  
Jay Novacek, TE (1, CPFN)
- 1992 (4) - Kelvin Martin, PR (1, PFW, PFWA)  
Jay Novacek, TE (2, AP, PFW, PFWA, CPFN)  
Emmitt Smith, RB (1, AP, PFW, PFWA, NEA, TSN, CPFN, FD)  
Mark Stepnoski, C (1, NEA)  
Troy Aikman, QB (1, TSN)  
Emmitt Smith, RB (2, AP, PFWA, PFW, TSN, CPFN, FD)  
Erik Williams, T (1, AP, PFWA, PFW, TSN, CPFN, FD)  
Charles Haley, DE (1, AP, PFWA, PFW, TSN, CPFN, FD)  
Nate Newton, G (1, AP, PFWA, PFW, CPFN, FD)  
Emmitt Smith, RB (3, AP, PFWA, PFW, TSN, CPFN, FD)  
Darren Woodson, S (1, AP, PFWA, PFW, TSN, CPFN, FD)
- 1995 (6) - Larry Allen, G (1, TSN, CPFN, FD)  
Nate Newton, G (2, AP, PFWA, PFW, TSN, FD)  
Deion Sanders, CB (1, TSN)  
Emmitt Smith, RB (4, AP, PFWA, PFW, TSN, CPFN, FD)  
Erik Williams, T (2, TSN)  
Darren Woodson, S (2, AP, PFWA, PFW, TSN, CPFN, FD)  
Larry Allen, G (2, AP, PFWA, PFW, TSN, CPFN, FD)  
Deion Sanders, CB (2, AP, PFWA, PFW, TSN)  
Erik Williams, T (3, AP)  
Darren Woodson, S (3, AP, PFWA, PFW, TSN, CPFN, FD)
- 1997 (3) - Larry Allen, G (3, AP, PFWA, PFW, TSN, CPFN, FD)  
Richie Cunningham, K (1, AP, TSN)
- 1998 (3) - Deion Sanders, CB (3, AP, PFWA, PFW, TSN)  
Larry Allen, T (4, AP, PFW, TSN)  
Deion Sanders, CB (3, AP, PFW, TSN, FD)  
KR (1, PFW)  
Darren Woodson, S (4, TSN)

## ALL-NFC

- 1970 (3) - Chuck Howley, LB (AP, UPI)  
John Niland, G (UPI)  
Mel Renfro, CB (AP)
- 1972 (3) - Bob Lilly, DT (AP, UPI)  
John Niland, G (AP, UPI)  
Rayfield Wright, T (AP, UPI)
- 1973 (5) - Calvin Hill, RB (AP, UPI)  
Lee Roy Jordan, LB (AP, UPI)  
John Niland, G (AP, UPI)  
Mel Renfro, CB (AP, UPI)  
Rayfield Wright, T (AP, UPI)
- 1974 (3) - Cliff Harris, S (AP, UPI)  
Drew Pearson, WR (AP, UPI)  
Rayfield Wright, T (AP, UPI)
- 1976 (5) - Billy Joe DuPree, TE (AP, UPI)  
Cliff Harris, S (AP, UPI)  
Blaine Nye, G (AP)  
Drew Pearson, WR (AP, UPI)  
Roger Staubach, QB (AP)
- 1977 (5) - Cliff Harris, S (UPI)  
Efen Herrera, K (UPI)  
Harvey Martin, DE (UPI)  
Drew Pearson, WR (UPI)  
Roger Staubach, QB (UPI)

## All-NFC (cont.)

- 1978 (6) - Tony Dorsett, RB (UPI)  
Billy Joe DuPree, TE (UPI)  
Cliff Harris, S (UPI)  
Herb Scott, G (UPI)  
Charlie Waters, S (UPI)  
Randy White, DT (UPI)  
Bob Breunig, LB (PFW)  
Pat Donovan, T (UPI, PFW, TSN)  
Cliff Harris, S (TSN)  
Herb Scott, G (UPI, TSN)  
Roger Staubach, QB (UPI, PFW, TSN)  
Randy White, DT (UPI, PFW)  
Bob Breunig, LB (UPI)  
Pat Donovan, T (UPI)  
Herb Scott, G (UPI)  
Randy White, DT (UPI, PFW, TSN)  
Tony Dorsett, RB (UPI)  
Herb Scott, G (UPI)  
Ed Jones, DE (UPI)  
Rafael Septien, K (UPI)  
Randy White, DT (UPI)  
Bob Breunig, LB (UPI)  
Pat Donovan, T (UPI)  
Tony Dorsett, RB (UPI)  
Everson Walls, CB (UPI)  
Randy White, DT (UPI)  
Bob Breunig, LB (UPI)  
Ed Jones, DE (UPI, PFW)  
Everson Walls, CB (PFW)  
Randy White, DT (UPI, PFW)
- 1984 (4) - Bill Bates, S (PFW)  
Michael Downs, S (UPI)  
Everson Walls, CB (UPI)  
Randy White, DT (UPI, FN)  
Doug Cosbie, TE (UPI)  
Michael Downs, S (UPI)  
Tony Hill, WR (FN)  
Everson Walls, CB (UPI, FN)  
Randy White, DT (UPI, FN)
- 1986 (1) - Randy White, DT (FN)
- 1987 (1) - Herschel Walker, RB (PFW)
- 1988 (1) - Herschel Walker, RB (UPI)
- 1991 (3) - Michael Irvin, WR (UPI, FN)  
Jay Novacek, TE (UPI, FN, PFW)  
Emmitt Smith, RB (UPI, FN, PFW)
- 1992 (4) - Nate Newton, G (UPI, FN)  
Jay Novacek, TE (UPI, FN)  
Emmitt Smith, RB (UPI, FN)  
Mark Stepnoski, C (UPI, FN)
- 1993 (5) - Troy Aikman, QB (UPI, FN)  
Ken Norton, LB (FN)  
Emmitt Smith, RB (UPI, FN)  
Mark Stepnoski, C (UPI, FN)  
Erik Williams, T (UPI, FN)
- 1994 (6) - Charles Haley, DE (UPI, FN)  
Leon Lett, DT (UPI, FN)  
Nate Newton, G (UPI, FN)  
Emmitt Smith, RB (UPI, FN)  
Mark Stepnoski, C (UPI, FN)  
Darren Woodson, S (UPI, FN)
- 1995 (5) - Larry Allen, G (FN)  
Nate Newton, G (UPI)  
Jay Novacek, TE (UPI)  
Emmitt Smith, RB (UPI, FN)  
Darren Woodson, S (UPI, FN)
- 1996 (4) - Larry Allen, G (UPI, FN)  
Deion Sanders, CB (UPI, FN)  
Tony Tolbert, DE (UPI, FN)  
Darren Woodson, S (UPI, FN)
- 1997 (2) - Larry Allen, G (PFW, PFWA, FN)  
Deion Sanders, CB (PFW, PFWA, FN)
- 1998 (2) - Larry Allen, T (PFW, FN)  
Deion Sanders, CB (PFW, FN)  
KR (PFW, FN)

## ALL-ROOKIE

- 1974 - Efen Herrera, K (PFWA)  
- Ed Jones, DE (PFWA)
- 1975 - Burton Lawless, G (PFWA)  
Randy White, LB (PFWA)

**All Rookie (cont.)**

- 1977 - Tony Dorsett, (PFWA)  
 1979 - Aaron Mitchell, CB (UPI)  
 1981 - Everson Walls, (PFWA, UPI)  
 1983 - Bill Bates, S (PFWA, UPI, PFW)  
 1984 - Eugene Lockhart, LB  
 (PFWA, UPI, PFW, FD)  
 1987 - Roger Ruzek, K (UPI, PFW)  
 1988 - Michael Irvin, WR (FD)  
 1989 - Troy Aikman, QB (PFWA, UPI, PFW, CPFN)  
 James Dixon, KR (UPI, PFW)  
 1990 - Jimmie Jones, DT (PFWA, UPI, PFW)  
 Emmitt Smith, RB  
 (PFWA, UPI, FN, PFW, FD, CPFN)  
 1991 - Larry Brown, CB (PFWA, PFW, FD, FN)  
 Darrick Brownlow, LB (PFWA)  
 Russell Maryland, DT (PFWA, CPFN, PFW)  
 1992 - Robert Jones, LB  
 (PFWA, PFW, CPFN, FN)  
 Darren Woodson, ST (PFW, PFWA)  
 1993 - Darrin Smith, LB  
 (PFWA, CPFN, PFW, FN, FD)  
 Kevin Williams, WR (FN)  
 1994 - Larry Allen, T (PFWA, PFW, CPFN, FN)  
 Chris Boniol, K (PFWA, PFW)  
 1997 - Antonio Anderson, DT (PFW)  
 Dexter Coakley, LB (PFW, FN)  
 1998 - Flozell Adams, G (FD)  
 Greg Ellis, DE (FN, FD)

**NFL COACH OF THE YEAR**

- 1966 - Tom Landry (AP)  
 1990 - Jimmy Johnson (AP)  
 1991 - Jimmy Johnson (FD)

**NFC COACH OF THE YEAR**

- 1966 - Tom Landry (UPI)  
 1975 - Tom Landry (UPI)  
 1978 - Tom Landry (FN)  
 1990 - Jimmy Johnson (UPI, CPFN)

**NFL PLAYER OF THE YEAR**

- 1993 - Emmitt Smith (AP, PFWA, TSN, PFW, FD)

**BERT BELL AWARD**

(presented by Maxwell Club to NFL Player of the Year)

- 1966 - Don Meredith, QB  
 1971 - Roger Staubach, QB  
 1993 - Emmitt Smith, RB

**NFL PLAYER OF THE YEAR**

- 1971 - Roger Staubach  
 1981 - Tony Dorsett (UPI)  
 1993 - Emmitt Smith (FN)

**NFL OFFENSIVE PLAYER OF THE YEAR**

- 1993 - Emmitt Smith (UPI, PFW, CPFN)

**NFL DEFENSIVE PLAYER OF THE YEAR**

- 1977 - Harvey Martin (UPI, PFW)  
 1994 - Charles Haley (FD)

**NFC DEFENSIVE PLAYER OF THE YEAR**

- 1994 - Charles Haley (UPI)

**NFC OFFENSIVE LINEMAN OF THE YEAR**

- 1996 - Larry Allen (NFLPA)  
 1997 - Larry Allen (NFLPA)

**NFC DEFENSIVE BACK OF THE YEAR**

- 1997 - Deion Sanders (NFLPA)

**NFC SPECIAL TEAMS PLAYER OF THE YEAR**

- 1984 - Bill Bates (USA Today, NFLPA)

**NFC KICKER OF THE YEAR**

- 1997 - Richie Cunningham (NFLPA)

**NFL DEFENSIVE BACK OF THE YEAR**

- 1982 - Everson Walls (NFL Alumni)

**NFL DEFENSIVE LINEMAN OF THE YEAR**

- 1982 - Randy White (NFL Alumni)

**NFL OFFENSIVE LINEMAN OF THE YEAR**

- 1994 - Nate Newton (NFL Alumni)  
 1997 - Larry Allen (NFL Alumni)

**NFL QUARTERBACK OF THE YEAR**

- 1993 - Troy Aikman (NFL Alumni)

**NFL RUNNING BACK OF THE YEAR**

- 1992 - Emmitt Smith (NFL Alumni)  
 1993 - Emmitt Smith (NFL Alumni)  
 1995 - Emmitt Smith (NFL Alumni)

**NFL WIDE RECEIVER OF THE YEAR**

- 1991 - Michael Irvin (NFL Alumni)

**NFL TIGHT END OF THE YEAR**

- 1993 - Jay Novacek (NFL Alumni)

**NFL SPECIAL TEAMS PLAYER OF THE YEAR**

- 1983 - # Bill Bates (NFL Alumni)  
 1984 - Bill Bates (NFL Alumni)  
 1996 - Jim Schwantz (NFL Alumni)  
 1998 - Deion Sanders (NFL Alumni)

**GOLDEN TOE TROPHY (PFW)**

(top placekicker)

- 1981 - Rafael Septien

**NFL ROOKIE OF THE YEAR**

- 1977 - Tony Dorsett (NEA, PFWA, TSN)

**NFC ROOKIE OF THE YEAR**

- 1977 - Tony Dorsett (UPI, TSN)  
 1992 - Robert Jones, (UPI)

**NFL OFFENSIVE ROOKIE OF THE YEAR**

- 1969 - Calvin Hill, RB (AP)  
 1970 - Duane Thomas, RB (FN, PFG)  
 1977 - Tony Dorsett, RB (AP, PFW, FD)  
 1990 - Emmitt Smith, RB (AP, PFW, FN)

**NFL MAN OF THE YEAR**

- 1981 - Tom Landry (FN)  
 1997 - Troy Aikman

**NFL PLAYER OF THE WEEK**

- 1993 - Michael Irvin, vs. S.F., 10/17 (PFWA)  
 Emmitt Smith, @ Phil., 10/31 (PFWA)  
 Emmitt Smith, @ N.Y. Gia., 1/2/94 (PFWA)  
 1994 - Jason Garrett, vs. G.B., 11/24 (PFHOF)  
 1995 - Emmitt Smith, @ N.Y. Gia., 9/4 (PFHOF)  
 Emmitt Smith, @ Minn., 9/17 (PFHOF)

**NFC DEFENSIVE PLAYER OF THE WEEK**

- 1984 - Randy White, vs. G.B., 9/23  
 Randy White, @ Phil., 12/2  
 1985 - Jim Jeffcoat, @ Wash., 11/10  
 Jim Jeffcoat, vs. N.Y. Gia., 12/15  
 1986 - Ed Jones, @ S.D., 11/16  
 1987 - Bill Bates, @ N.Y. Gia., 9/20  
 Ed Jones, vs. N.Y. Gia., 11/2  
 1988 - Ed Jones, vs. Atl., 9/25  
 1990 - Issiac Holt @ T.B., 10/7  
 James Washington, vs. Pho., 12/16  
 1993 - Kevin Smith, @ N.Y. Jets, 12/18  
 1994 - Charles Haley, @ Pitt., 9/4  
 Darren Woodson, @ Phil., 12/4  
 Darrin Smith, @ N.O., 12/19  
 1995 - Charles Haley, vs. Den., 9/10  
 1996 - Leon Lett, @ Phil., 9/30  
 George Teague, vs. Minn., 12/28

**NFC OFFENSIVE PLAYER OF THE WEEK**

- 1985 - Tony Dorsett, vs. Pit., 10/13  
 Danny White, vs. StL., 11/28  
 1987 - Kelvin Edwards, vs. Phil., 10/11  
 Herschel Walker, vs. StL., 12/27  
 1988 - # Michael Irvin, @ Wash., 12/11  
 1991 - Emmitt Smith, @ Pho., 9/22  
 Troy Aikman, vs. N.Y. Gia., 9/29  
 Michael Irvin, vs. Atl., 12/22  
 1992 - Emmitt Smith, vs. Wash., 9/7  
 Michael Irvin, vs. Pho., 9/20  
 Emmitt Smith, @ Raid., 10/25  
 Erik Williams, vs. Phil., 11/1  
 Emmitt Smith, vs. Chi., 12/27  
 Troy Aikman, vs. Phil., 1/10/93  
 Troy Aikman, @ S.F., 1/17/93  
 1993 - Troy Aikman, vs. G.B., 10/3  
 Michael Irvin, vs. S.F., 10/17  
 Emmitt Smith, @ Phil., 10/31  
 Emmitt Smith, @ N.Y. Gia., 1/2/94





## NFC OFFENSIVE PLAYER OF THE WEEK (cont.)

- 1994 - Troy Aikman, vs. Ariz., 10/9  
Alvin Harper, @ Cin., 10/30  
Jason Garrett, vs. G.B., 11/24  
Troy Aikman, vs. G.B., 1/8/95  
1995 - Emmitt Smith, @ N.Y. Gia., 9/4  
Emmitt Smith, @ Minn., 9/17  
Emmitt Smith, vs. G.B., 1/14/96  
1996 - Troy Aikman, @ Mia., 10/27  
1997 - Troy Aikman, @ Pitt., 8/31  
1998 - Emmitt Smith, vs. N.Y. Giants, 11/8

## NFC SPECIAL TEAMS PLAYER OF THE WEEK

- 1993 - # Kevin Williams, vs. Gia., 11/7  
- Eddie Murray, @ Minn., 12/12  
1994 - Bill Bates, vs. Phil., 10/16  
- Kevin Williams, vs. Wash., 11/20  
- Brock Marion, vs. G.B., 1/8/95  
1995 - John Jett, vs. G.B., 10/8  
Chris Boniol, vs. N.Y. Gia., 12/17  
1996 - Herschel Walker, vs. Atl., 10/20  
Chris Boniol, vs. G.B., 11/18  
Chris Boniol, vs. Minn., 12/28

## NFC PRIME TIME PLAYER OF THE WEEK

- 1998 - Deion Sanders, @ N.Y. Giants, 9/21

## NFC OFFENSIVE PLAYER OF THE MONTH

- 1991 - Emmitt Smith, RB, December  
1992 - Emmitt Smith, RB, November  
Emmitt Smith, RB, December  
1993 - Troy Aikman, QB, October  
Emmitt Smith, RB, December  
1995 - Emmitt Smith, RB, September

## NFC SPECIAL TEAMS PLAYER OF THE MONTH

- 1996 - Chris Boniol, K, November  
1997 - Richie Cunningham, K, September

## NFL DEFENSIVE ROOKIE OF THE MONTH

- 1997 - Dexter Coakley, LB, October

## SUPER BOWL MOST VALUABLE PLAYER

- SB V - Chuck Howley, LB  
SB VI - Roger Staubach, QB  
SB XII - Harvey Martin, DE  
Randy White, DT/LB

- SB XXVII - Troy Aikman, QB  
SB XXVIII - Emmitt Smith, RB  
SB XXX - Larry Brown, CB

## ED BLOCK COURAGE AWARD

(nominee from each NFL team for courage in battling injuries)

- 1984 - James Jones, RB  
1985 - Howard Richards, OL  
1986 - Tony Dorsett, RB  
1987 - Brian Baldinger, OL  
1988 - Randy White, DT  
1989 - Ed Jones, DE  
1990 - Kelvin Martin, WR  
1991 - Ken Norton, LB  
1992 - Daryl Johnston, FB  
1993 - Bill Bates, S  
1994 - Mark Stepnoski, C  
1995 - Erik Williams, T  
1996 - Kevin Smith, CB  
1997 - Tony Tolbert, DE  
1998 - Darren Woodson, S

## BOB LILLY AWARD

(voted by Cowboys' fans for sportsmanship, dedication, leadership and achievement)

- 1985 - Randy White, DT  
1986 - Randy White, DT  
1987 - Danny White, QB  
1988 - Ed Jones, DE

## BOB LILLY AWARD (cont.)

- 1989 - Ed Jones, DE  
1990 - Bill Bates, S  
1991 - Bill Bates, S  
1992 - Troy Aikman, QB  
1993 - Bill Bates, S  
1994 - Bill Bates, S  
1995 - Troy Aikman, QB  
1996 - Emmitt Smith, RB  
1997 - Troy Aikman, QB  
1998 - Troy Aikman, QB

## SPORTSMAN OF THE YEAR

- 1994 - Emmitt Smith (TSN)

## DASA PRO ATHLETE OF THE YEAR

- 1991 - Michael Irvin, WR  
Emmitt Smith, RB  
1993 - Troy Aikman, QB  
Emmitt Smith, RB

## DASA BIG "D" AWARD

- 1990 - Jimmy Johnson  
1991 - Jerry Jones  
1992 - Emmitt Smith

## DASA FIELD SCOVELL AWARD

- 1970 - Dallas Cowboys  
1971 - Bob Lilly  
1975 - Roger Staubach  
1977 - Tom Landry  
1980 - Randy White  
1981 - Tony Dorsett  
1992 - Dallas Cowboys  
1994 - Troy Aikman  
1995 - Emmitt Smith

## DASA COACH OF THE YEAR

- 1995 - Barry Switzer

## DASA LEGENDS AWARD

- 1993 - Tom Landry

## DASA GARY BRIDELL COURAGE AWARD

- 1994 - Bill Bates

## DASA ROLE MODEL AWARD

- 1997 - Daryl Johnston

## NFL MAN OF THE YEAR

(Dallas nominees, Club winner underlined, when selected)

- 1970 - Bob Lilly, John Niland, Pettis Norman  
1971 - John Niland, Jethro Pugh, Roger Staubach

## NFL MAN OF THE YEAR (cont.)

- 1972 - John Niland, Jethro Pugh, Roger Staubach  
1973 - Calvin Hill, John Niland, Roger Staubach  
1975 - John Fitzgerald, Bill Gregory, Roger Staubach  
1976 - Ralph Neely, Roger Staubach, Mark Washington  
1980 - Billy Joe DuPree, D.D. Lewis, Drew Pearson  
1981 - Billy Joe DuPree, D.D. Lewis, Robert Newhouse  
1982 - Bob Breunig, Tony Dorsett, Bill Joe DuPree  
1983 - Bob Breunig, Butch Johnson, Danny White  
1984 - Bob Breunig, Doug Cosbie, Howard Richards  
1985 - Bill Bates  
1986 - Jim Jeffcoat  
1987 - Jim Jeffcoat  
1988 - Herschel Walker  
1989 - Everson Walls  
1990 - Jim Jeffcoat  
1991 - Troy Aikman  
1992 - Troy Aikman, Jim Jeffcoat, James Washington  
1993 - Troy Aikman, Russell Maryland, James Washington  
1994 - Troy Aikman  
1995 - Troy Aikman, Daryl Johnston, Russell Maryland  
1996 - Troy Aikman, Bill Bates, Daryl Johnston  
1997 - Troy Aikman, Daryl Johnston, Emmitt Smith  
1998 - Richie Cunningham, Daryl Johnston, Emmitt Smith

AP - Associated Press; CPFN - College & Pro Football Newsweekly; DASA - Dallas All Sports Association; FD - Football Digest; FN - Football News; NEA - Newspaper Enterprise Association; PFG - Pro Football Guide; PFHF - Pro Football Hall of Fame; PFW - Pro Football Weekly; PFWA - Pro Football Writers of America; TSN - The Sporting News; UPI - United Press International



## Cowboys All-Time Draft

## 1960

## EXPANSION DRAFT

## FROM BALTIMORE

## L.G. DUPRE

RB, Baylor, 5-11, 191  
 RAY KROUSE  
 DE, Maryland, 6-3, 275

## DAVE SHERER

WR/P, Southern Methodist, 6-3, 210

## FROM CHICAGO

## DON HEALY

DT, Maryland, 6-3, 250  
 JACK JOHNSON  
 RB, Miami, Fla., 6-3, 198  
 PETE JOHNSON  
 RB, V.M.I., 6-2, 200

## FROM CLEVELAND

## LEROY BOLDEN

RB, Michigan State, 5-8, 175

## FRANK CLARKE

WR/TE, Colorado, 6-0, 210  
 ED MODZELEWSKI  
 RB, Maryland, 6-1, 222

## FROM DETROIT

## CHARLES ANE

C, Southern California, 6-2, 260

## GENE CRONIN

LB, Pacific, 6-2, 230

## JIM DORAN

WR, Iowa State, 6-2, 200

## FROM GREEN BAY

## NATE BORDEN

DE, Indiana, 6-1, 240

## BILL BUTLER

S, Tenn. Chattanooga, 5-10, 180

## DON MCILHENNY

RB, Southern Methodist, 6-1, 195

## FROM L.A. RAMS

## TOM FRANCKHAUSER

CB, Purdue, 6-0, 192

## BOB FRY

T, Kentucky, 6-4, 238

## DUANE PUTNAM

G, Pacific, 6-0, 231

## FROM N.Y. GIANTS

## AL BARRY

G, Southern California, 6-2, 230

## MELWOOD "BUZ" GUY

G, Duke, 6-3, 248

## DON HEINRICH

QB, Washington, 6-0, 180

## FROM PHILADELPHIA

## DICK BIELSKI

TE, Maryland, 6-1, 218

## GERRY DELUCCA

T, Middle Tennessee St., 6-2, 244

## BILL STRIEGEL

LB, Pacific, 6-2, 230

## FROM PITTSBURGH

## RAY FISHER

T/DT, Eastern Illinois, 6-3, 230

## BOBBY LUNA

RB, Alabama, 6-1, 190

## RAY MATHEWS

WR, Clemson, 6-0, 195

## FROM ST. LOUIS

## BOB CROSS

T, Kilgore J.C., 6-4, 250

## ED HUSMANN

DT, Nebraska, 6-0, 230

## JACK PATERA

LB, Oregon, 6-1, 225

## FROM SAN FRANCISCO

## FRED DUGAN

WR, Dayton, 6-3, 195

## JOHN GONZAGA

DE, no college, 6-3, 250

## JERRY TUBBS

LB, Oklahoma, 6-2, 220

## FROM WASHINGTON

## TOM BRAATZ

LB, Marquette, 6-2, 211

## JOE NICELY

C, West Virginia, 6-1, 235

## DOYLE NIX

RB, Southern Methodist, 6-1, 188

## 1961

## (Drafted 2nd)

## 1. (A) NO CHOICE

Choice traded along with sixth choice to Washington for EDDIE LeBARON

## 1. (B) BOB LILLY

DT, TCU, 6-5, 242 - Choice from Cleveland for first round pick in 1962.

## 2. E.J. HOLUB

LB, Texas Tech, 6-4, 218 (went to AFL)

## 3. STEW BARBER

G, Penn State, 6-3, 230 (went to AFL)

## 4. SONNY DAVIS

WR, Baylor, 6-2, 210.

## 5. NO CHOICE

Choice traded to San Francisco for GENE BABB.

## 6. NO CHOICE

Choice traded, along with first choice, to Washington for LeBARON.

## 7. ART GILMORE

HB, Oregon State, 6-0, 200.

## 8. DON TALBERT\*

T, Texas, 6-5, 220.

## 9. GYNN GREGORY

HB, SMU, 6-2, 195.

## 10. NO CHOICE

Choice traded to Green Bay for FRED CONE.

## 11. NORRIS STEVENSON

HB, Missouri, 6-1, 205.

## 12. LOWNDES SHINGLER

QB, Clemson, 6-1, 205

## 13. DON GOODMAN

HB, Florida, 6-0, 200

## 14. BILL SHAW

G, Georgia Tech, 6-3, 222 (went to AFL)

## 15. JULIUS VARNADO

T, San Francisco State, 6-4, 220, (went to AFL)

## 16. JERRY STEFFEN

HB, Colorado, 6-0, 190.

## 17. EVERETT CLOUD

HB, Maryland, 6-0, 190

## 18. RANDY WILLIAMS

HB, Indiana, 6-3, 208.

## 19. LYNN HOYEM\*

C, Long Beach State, 6-4, 225.

## 20. JERRY MORGAN

QB, Iowa State, 6-3, 195.

## 1962

## (Drafted 4th)

## 1. NO CHOICE

Choice traded to Cleveland for first round pick in 1961 when Cowboys picked BOB LILLY.

## 2. SONNY GIBBS\*

QB, TCU, 6-7, 225.

## 3. (A) NO CHOICE

Choice to Chicago for DON MEREDITH.

## 3. (B) BOBBY PLUMMER

G, TCU, 6-2, 235 - Choice from Cleveland for DUANE PUTNAM.

## 4. NO CHOICE

Choice to San Francisco for BILL HERCHMAN.

## 5. NO CHOICE

Choice to Los Angeles for JIMMY HARRIS.

## 6. (A) DONNIE DAVIS

TE, Southern University, 6-2, 235.

## 6. (B) GEORGE ANDRIE

DE, Marquette, 6-7, 247 - Choice and ALLEN GREEN from New York for FRED DUGAN.

## 7. NO CHOICE

Choice to Los Angeles for JOHN HOUSER.

## 8. KEN TUREAUD

RB, Michigan, 6-1, 198.

## 9. NO CHOICE

Choice to Baltimore for DON PERKINS.

## 10. JOHN M. LONGMEYER

G, Southern Illinois, 6-3, 230.

## 11. LARRY HUDAS

WR, Michigan St., 6-4, 208.

## 12. NO CHOICE

Choice to Green Bay for STEVE MEILINGER.

## 13. ROBERT MOSES

TE, Texas, 6-3, 211.

## 14. HAROLD HAYS\*

G, Southern Mississippi, 6-3, 218.

## 15. GUY REESE

T, SMU, 6-5, 238

## 16. ROBERT JOHNSTON

T, Rice, 6-4, 215.

## 17. RAY JACOBS

DT, Howard Payne, 6-3, 265 (went to AFL)

## 18. DAVE CLOUTIER\*

RB, Maine, 6-0, 195 (went to AFL).

## 19. PAUL HOLMES

T, Georgia, 6-5, 220.

## 20. AMOS BULLOCKS

RB, Southern Illinois, 6-1, 197.

## 1963

## (Drafted 6th)

## 1. LEE ROY JORDAN

LB, Alabama, 6-2, 210.

## 2. NO CHOICE

Choice traded, along with ninth choice, to Chicago for CHUCK HOWLEY.

## 3. JIM PRICE

LB, Auburn, 6-3, 225.

## 4. WHALEY HALL\*

G, Mississippi, 6-3, 230.

## 5. NO CHOICE

Choice traded to New York for DICK NOLAN.

## 6. NO CHOICE

Choice traded to Green Bay for JOHN SUTRO.

## 7. MARV CLOTHIER

G, Kansas, 6-4, 220.

## 8. NO CHOICE

Choice traded to Green Bay for LEE FOLKINS.

## 9. NO CHOICE

Choice traded to Chicago.

## 10. ROD SCHEYER

T, Washington, 6-2, 220.





11. **RAY SCHOENKE**  
C, Southern Methodist, 6-3, 225.
12. **BILL PERKINS**  
FB, Iowa, 6-2, 218.
13. **PAUL WICKER\***  
T, Fresno State, 6-5, 248.
14. **LOU CIOCI**  
LB, Boston College, 6-2, 225.
15. **JERRY OVERTON**  
WR, Utah, 6-2, 192.
16. **DENNIS GOLDEN**  
T, Holy Cross, 6-4, 235.
17. **ERNEST PARKS\***  
G, McMurry, 6-4, 230 (went to AFL).
18. **BILL FRANK**  
T, Colorado, 6-4, 250.
19. **JIM STIGER**  
RB, Washington, 5-11, 195.
20. **TOMMY LUCAS**  
TE, Texas, 6-3, 218.

## 1964

(Drafted 4th)

1. **SCOTT APPLETON**  
DT, Texas, 6-3, 240.
2. **MEL RENFRO**  
DB, Oregon, 6-0, 195.
3. **NO CHOICE**  
Choice traded to L.A. Rams for BOB LONG and JOHN MEYERS.
4. **PERRY LEE DUNN**  
DB, Mississippi, 6-2, 205.
5. **NO CHOICE**  
Choice traded to Green Bay for GARY BARNES.
6. **(A) BILLY LOTHRIDGE**  
K-QB, Georgia Tech, 6-1, 188.
6. **(B) JIM CURRY**  
WR, Cincinnati, 6-4, 215 - Choice from Cleveland for ANDY CVERCKO.
6. **(C) JIMMY EVANS**  
WR, Texas Western, 6-1, 194 - Choice from Green Bay for JERRY NORTON.
7. **BOB HAYES\***  
WR, Florida A&M, 5-11, 189.
8. **AL GEVERINK**  
RB, UCLA, 6-2, 190.
9. **JAKE KUPP**  
G, Washington, 6-3, 215.
10. **ROGER STAUBACH\***  
QB, Navy, 6-2, 190.
11. **BOBBY CRENSHAW**  
G, Baylor, 6-3, 230 (went to AFL).
12. **JOHNNY NORMAN**  
WR, Northwestern Louisiana, 6-1, 185.
13. **JERRY RHOME\***  
QB, Tulsa, 6-0, 185.
14. **JIM WORDEN**  
LB, Wittenberg, 6-1, 230.
15. **BILL VAN BURKLEO**  
WR, Tulsa, 5-11, 185.
16. **PAUL CERCEL**  
C, Pittsburgh, 6-2, 222.
17. **HARRY ABELL\***  
LB, Missouri, 6-3, 212 (went to AFL).
18. **NO SELECTION**  
Player chosen not eligible.
19. **H.D. MURPHY**  
DB, Oregon, 6-0, 190.
20. **JOHN HUGHES**  
LB, Southern Methodist, 6-2, 220.

## 1965

(Drafted 6th)

1. **CRAIG MORTON**  
QB, California, 6-4, 215.
2. **MALCOLM WALKER**  
LB, Rice, 6-4, 245.
3. **NO CHOICE**  
Choice traded to Green Bay (who traded it to New York) for JOHN ROACH.
4. **(A) JIM SIDLE**  
FB, Auburn, 6-2, 215.
4. **(B) BOB SVIHUS**  
T, USC, 6-4, 240 (went to AFL)  
Choice from Detroit for SONNY GIBBS.
5. **ROGER PETTEE**  
LB, Florida, 6-4, 230.
6. **SONNY UTZ**  
RB, VPI, 5-11, 215.
7. **BRIG OWENS**  
DB, Cincinnati, 5-11, 183.
8. **RUSSELL WAYT**  
LB, Rice, 6-4, 235.
9. **JIM ZANIOS**  
FB, Texas Tech, 6-0, 215.
10. **GAYLON McCOLLOUGH**  
C, Alabama, 6-3, 215.
11. **JETHRO PUGH**  
DT, Elizabeth City State, 6-6, 255.
12. **ERNE KELLERMAN**  
QB, Miami, OH, 6-0, 175.
13. **JACK SCHRAUB**  
TE, California, 6-6, 210.
14. **GARRY PORTERFIELD**  
DE, Tulsa, 6-3, 235.
15. **GENE FOSTER**  
RB, Arizona State, 6-0, 195 (went to AFL).
16. **DOUG McDOUGAL**  
E, Oregon State, 6-4, 228.
17. **MITCH JOHNSON**  
T, UCLA, 6-4, 245.
18. **MARTIN AMSLER**  
DT, Evansville, 6-5, 250.
19. **MERV RETTENMUND**  
HB, Ball State, 5-10, 195.
20. **RON BARLOW\***  
T, Kansas State, 6-2, 230.

## 1966

(Drafted 5th)

1. **JOHN NILAND**  
G, Iowa, 6-3, 245.
2. **WILLIE TOWNES\***  
DE, Tulsa, 6-5, 265.
3. **NO CHOICE**  
Choice to San Francisco for LEON DONOHUE.
4. **NO CHOICE**  
Choice to Baltimore for RALPH NEELY.
5. **(A) NO CHOICE**  
Choice to San Francisco for J.D. SMITH.
5. **(B) WALT GARRISON**  
RB, Oklahoma State, 6-0, 209  
Choice from Baltimore through Detroit for AMOS MARSH.
6. **BOB DUNLEVY**  
WR, West Virginia, 6-4, 195.
7. **ART ROBINSON**  
TE, Florida A&M, 6-0, 208.
8. **DON KUNIT**  
RB, Penn State, 6-2, 200.
9. **DARRELL ELAM**  
FL, West Virginia Tech, 6-2, 189.
10. **MASON MITCHELL**  
RB, Washington, 6-1, 170.
11. **AUSTIN DENNEY\***  
TE, Tennessee, 6-2, 225.
12. **(A) LES SHY**  
RB, Long Beach State, 6-1, 200 -  
Choice from Pittsburgh for LEE FOLKINS.
12. **(B) CRAIG BAYNHAM\***  
RB, Georgia Tech, 6-1, 200.
13. **RONNIE LAMB**  
RB, South Carolina, 6-2, 216.
14. **LEWIS TURNER**  
RB, Norfolk State, 6-2, 183.
15. **MARK GARTUNG\***  
DT, Oregon State, 6-4, 255.
16. **TOM PIGGEE**  
RB, San Francisco State, 5-11, 200.
17. **GEORGE ALLEN**  
T, West Texas State, 6-7, 245 (went to AFL).
18. **STEVE ORR**  
DT, Washington, 6-4, 230.
19. **BRYON JOHNSON**  
T, Central Washington State, 6-5, 255.
20. **LOU HUDSON**  
FL, Minnesota, 6-5, 220.

## 1967

(Drafted 23rd)

1. **NO CHOICE**  
Choice given along with second and two fifths, to Houston for RALPH NEELY.
2. **NO CHOICE**  
NEELY trade.
3. **PHIL CLARK**  
DB, Northwestern, 6-2, 207.
4. **CURTIS MARKER**  
G, Northern Michigan, 6-2, 253.
5. **(A) NO CHOICE**  
Choice and JIM STEFFEN from Washington for BRIG OWENS, MITCH JOHNSON & JAKE KUPP.  
NEELY trade.
5. **(B) NO CHOICE**  
Choice from Cleveland for JOE BOB ISBELL; NEELY trade.
5. **(C) NO CHOICE**  
Choice to Green Bay for HENRY GREMMINGER.
6. **SIMS STOKES**  
DB, Northern Arizona, 6-1, 198.
7. **RAYFIELD WRIGHT**  
DE, Ft. Valley State, 6-7, 235.
8. **STEVE LAUB**  
QB, Illinois Wesleyan, 6-1, 190.
9. **BYRON MORGAN**  
DB, Findlay (Ohio), 6-3, 212.
10. **EUGENE BOWEN**  
RB, Tennessee A&I, 5-8, 210.
11. **PAT RILEY**  
WR, Kentucky, 6-2, 205.
12. **HAROLD DETERS**  
K, North Carolina State, 6-0, 200.
13. **AL KERKIAN**  
DE, Akron, 6-6, 235.
14. **TOM BOYD**  
G, Tarleton State, 6-3, 250.
15. **LEAVIE DAVIS**  
DB, Edward Waters College, FL, 6-4, 210.
16. **PAUL BROTHERS**  
HB, Oregon State, 6-1, 195.
17. **GEORGE ADAMS**  
LB, Morehead State, KY, 6-2, 218.



## 1968

(Drafted Alternately  
20th, 19th, 21st)

- DENNIS HOMAN**  
FL, Alabama, 6-1, 181.
- DAVID McDANIELS**  
WR, Mississippi Valley, 6-4, 200.
- (A) **NO CHOICE**  
Choice to Minnesota for LANCE RENTZEL.
- (B) **ED HARMON**  
LB, Louisville, 6-4, 246 - Choice from Chicago for AUSTIN DENNEY and MAC PERCIVAL.
- (A) **NO CHOICE**  
Choice to New Orleans for LARRY STEPHENS.
- (B) **JOHN DOUGLAS**  
LB, Missouri, 6-2, 215 - Choice from New York for JIM COLVIN.
- BLAINE NYE**  
G, Stanford, 6-4, 255.
- D.D. LEWIS**  
LB, Mississippi State, 6-1, 210.
- BOB TAUCHER**  
T, Nebraska, 6-4, 251.
- FRANK BROWN**  
DE, Albany State, GA, 6-3, 249.
- KEN KMIEC**  
DB, Illinois, 6-2, 187.
- BEN OLISON**  
FL, Kansas, 6-1, 170.
- RON SHOTTS**  
RB, Oklahoma, 6-0, 206.
- WILSON WHITTY**  
LB, Boston University, 6-3, 224.
- CARTER LORD**  
TE, Harvard, 6-2, 214.
- RON WILLIAMS**  
DB, West Virginia, 6-2, 190.
- TOMMY LUNCEFORD**  
P, Auburn, 6-2, 202.
- LARRY COLE**  
DE, Hawaii, 6-5, 250.
- GEORGE NORDGREN**  
RB, Houston, 6-0, 200.

## 1969

(Drafted Alternately  
24th, 23rd, 22nd)

- CALVIN HILL**  
RB, Yale, 6-3, 230.
- RICHMOND FLOWERS**  
WR, Tennessee, 6-0, 183.
- (A) **TOM STINCIC**  
LB, Michigan, 6-2, 226.
- (B) **HALVOR HAGEN**  
DE, Weber State, 6-5, 250 - Choice from San Francisco for HAROLD HAYES.
- NO CHOICE**  
Choice to New Orleans for - DAVE SIMMONS.
- (A) **NO CHOICE**  
Choice to Baltimore for ANDY STYNCHULA.
- (B) **CHUCK KYLE**  
LB, Purdue, 6-1, 220 - Choice from Los Angeles for COY BACON.
- RICH SHAW**  
FL, Arizona St., 6-4, 205.
- LARRY BALES**  
WR, Emory & Henry, 5-11, 185.
- ELMER BENHARDT**  
LB, Missouri, 6-2, 200.
- CLAXTON WELCH**  
RB, Oregon, 5-11, 200.

- STUART GOTTLIEB**  
G, Weber State, 6-5, 250.
- CLARENCE WILLIAMS**  
DT, Prairie View A&M, 6-5, 250.
- BOB BELDEN**  
QB, Notre Dame, 6-2, 210.
- RENE MATISON**  
WR, New Mexico, 6-0, 185.
- GERALD LUTRI**  
T, Northern Michigan, 6-4, 256.
- BILL JUSTUS**  
DB, Tennessee, 6-1, 180.
- FLOYD KERR**  
DB, Colorado State, 6-3, 195.
- BILL BAILEY**  
DT, Lewis & Clark, 6-4, 260.

## 1970

(Drafted 23rd)

- DUANE THOMAS**  
RB, West Texas, 6-1, 220.
- (A) **BOB ASHER**  
T, Vanderbilt, 6-5, 250 - Choice from Chicago for CRAIG BAYNHAM and PHIL CLARK.
- (B) **MARGENE ADKINS**  
WR, Harderson J.C., 5-10, 183.
- (A) **CHARLIE WATERS**  
CB, Clemson, 6-1, 193 - Choice from Houston through Cleveland for JERRY RHOME.
- (B) **STEVE KINER**  
LB, Tennessee, 6-1, 220 - Choice from Cleveland for JERRY RHOME.
- (C) **DENTON FOX**  
S, Texas Tech, 6-2, 205.
- JOHN FITZGERALD**  
T, Boston College, 6-4, 265.
- NO CHOICE**  
Choice to St. Louis for BOBBY JOE CONRAD.
- PAT TOOMAY**  
DE, Vanderbilt, 6-5, 230.
- DON ABBEY**  
LB, Penn State, 6-2, 252.
- JERRY DOSSEY**  
G, Arkansas, 6-4, 244.
- ZENON ANDRUSYSHYN**  
K, UCLA, 6-2, 212.
- PETE ATHAS**  
S, Dade J.C., 6-0, 186.
- IVAN SOUTHERLAND**  
DT, Clemson, 6-4, 246.
- JOE WILLIAMS**  
RB, Wyoming, 6-1, 193.
- MARK WASHINGTON**  
CB, Morgan State, 5-11, 183.
- JULIAN MARTIN**  
WR, North Carolina Central, 6-3, 190.
- KEN DeLONG**  
TE, Tennessee, 6-2, 223.
- SEABERN HILL**  
CB, Arizona St., 6-2, 195.
- GLENN PATTERSON**  
C, Nebraska, 6-3, 220.

## 1971

(Drafted 25th)

- TODY SMITH**  
DE, Southern Cal., 6-5, 250.
- ISAAC THOMAS**  
CB, Bishop, 6-2, 190.
- (A) **SAM SCARBUR**  
RB, New Mexico, 6-2, 235 - Choice from St. Louis for JOHN WILBUR.

- (B) **BILL GREGORY**  
DE, Wisconsin, 6-5, 240.
- (A) **JOE CARTER**  
TE, Grambling, 6-3, 219 - Choice from New Orleans for WILLIE TOWNES.
- (B) **BUDDY MITCHELL**  
T, Mississippi, 6-5, 232.
- RON KADZIEL**  
LB, Stanford, 6-3, 215.
- STEVE MAIER**  
WR, Northern Arizona, 6-3, 192.
- BILL GRIFFIN**  
T-G, Catawba, 6-5, 250.
- RON JESSIE**  
WR, Kansas, 6-0, 183.
- HONOR JACKSON**  
WR, Pacific, 6-2, 190.
- RODNEY WALLACE**  
DT, New Mexico, 6-5, 260.
- ERNEST BONWELL**  
LB, Lane College, 6-4, 225.
- STEVE GOEPEL**  
QB, Colgate, 6-2, 200.
- JAMES FORD**  
RB, Texas Southern, 6-0, 200.
- TYRONE COUEY**  
DB, Utah State, 6-2, 194.
- BOB YOUNG**  
TE, Delaware, 6-5, 250.
- JOHN BRENNAN**  
T, Boston College, 6-3, 260.
- JOHN BOMER**  
C, Memphis State, 6-3, 230.

## 1972

(Drafted 26th)

- BILL THOMAS**  
RB, Boston College, 6-2, 225.
- (A) **ROBERT NEWHOUSE**  
RB, Houston, 5-10, 202 - Choice from New England for HALVOR HAGEN and HONOR JACKSON.
- (B) **JOHN BABINECZ**  
LB, Villanova, 6-1, 222 - Choice from New Orleans for MARGENE ADKINS.
- (C) **CHARLES McKEE**  
WR, Arizona, 6-2, 199.
- (A) **MIKE KELLER**  
LB, Michigan, 6-4, 221 - Choice from New England for HALVOR HAGEN and HONOR JACKSON.
- (B) **MARV BATEMAN**  
P-K, Utah, 6-4, 213.
- (A) **TIM KEARNEY**  
LB, Northern Michigan, 6-2, 225 - Choice from New Orleans for JOE WILLIAMS.
- (B) **ROBERT WEST**  
WR, San Diego St., 6-4, 218 - Choice from New England for STEVE KINER.
- (C) **CHARLES ZAPIEC**  
LB, Penn State, 6-2, 222 - Choice from Detroit for RON JESSIE.
- (D) **NO CHOICE**  
Choice to New Orleans for DON TALBERT.
- NO CHOICE**  
Choice to San Diego for TONY LIS-CIO.
- CHARLES BOLDEN**  
DB, Iowa, 6-3, 195.
- NO CHOICE**  
Choice to Chicago for LEE ROY CAFFEY.
- RALPH COLEMAN**  
LB, North Carolina A&T, 6-4, 216.

BOLD Indicates Made Active Roster





9. **ROY BELL**  
RB, Oklahoma, 5-10, 208.
10. **RICHARD AMMAN**  
DE, Florida State, 6-5, 234.
11. **LONNIE LEONARD**  
T-G, North Carolina A&T, 6-4, 244.
12. **JIMMY HARRIS**  
WR, Ohio State, 5-10, 180.
13. **JEAN FUGETT**  
TE, Amherst, 6-3, 219.
14. **ALAN THOMPSON**  
RB, Wisconsin, 6-0, 225.
15. **CARLOS ALVAREZ**  
WR, Florida, 5-10, 198.
16. **GORDON LONGMIRE**  
QB, Utah, 6-1, 205.
17. **ALFONSO CAIN**  
DT, Bethune-Cookman, 6-3, 271.

## 1973

(Drafted Alternately  
20th, 22nd, 21st)

1. **BILLY JOE DuPREE**  
TE, Michigan State, 6-4, 225.
2. **(A) GOLDEN RICHARDS**  
WR, Hawaii, 6-0, 172 - Choice from Green Bay for RON WIDBY and IKE THOMAS.
2. **(B) NO CHOICE**  
Choice to Chicago as compensation for signing JACK CONCANON.
3. **(A) HARVEY MARTIN**  
DT, East Texas State, 6-5, 262 - Choice from Houston through New Orleans for TOM STINCIC.
3. **(B) NO CHOICE**  
Choice to New England for RON SELLERS.
4. **DRANE SCRIVENER**  
DB, Tulsa, 6-0, 176.
5. **BRUCE WALTON**  
T, UCLA, 6-6, 251.
6. **BOB LEYEN**  
G, Yale, 6-4, 256.
7. **RODRIGO BARNES**  
LB, Rice, 6-1, 215.
8. **DAN WERNER**  
QB, Michigan State, 6-4, 195.
9. **MIKE WHITE**  
CB, Minnesota, 6-0, 196.
10. **CARL JOHNSON**  
LB, Tennessee, 6-1, 225.
11. **GERALD CASWELL**  
G, Colorado State, 6-4, 250.
12. **JIM ARNESON**  
G, Arizona, 6-3, 236.
13. **JOHN SMITH**  
WR, UCLA, 6-1, 187.
14. **BOB THORNTON**  
G-C, North Carolina, 6-3, 234.
15. **WALT BAISY**  
LB, Grambling, 6-2, 222.
16. **JOHN CONLEY**  
TE, Hawaii, 6-2, 228.
17. **LES STRAYHORN**  
RB, East Carolina, 5-10, 205.

## 1974

(Drafted Alternately  
22nd, 21st, 20th, 23rd)

1. **(A) ED JONES**  
DE, Tennessee State, 6-8, 260  
Choice from Houston for TODY SMITH and BILLY PARKS.
1. **(B) CHARLES YOUNG**  
RB, North Carolina State, 6-1, 215.

2. **NO CHOICE**  
Choice and RON SELLERS to Miami for OTTO STOWE.
3. **(A) DANNY WHITE**  
QB, Arizona State, 6-2, 180 - Choice from Houston for TODY SMITH and BILLY PARKS.
3. **(B) CALVIN PETERSON**  
LB, UCLA, 6-3, 218.
4. **(A) KEN HUTCHERSON**  
LB, Livingston State, 6-1, 214 - Choice from Oakland for GLOSTER RICHARDSON.
4. **(B) ANDY ANDRADE**  
RB-DB, Northern Michigan, 5-11, 193.
5. **JOHN KELSEY**  
T, Missouri, 6-6, 226.
6. **JIM BRIGHT**  
DB, UCLA, 6-1, 210.
7. **RAYMOND NESTER**  
LB, Michigan State, 6-2, 224.
8. **MIKE HOLT**  
DB, Michigan State, 5-11, 176.
9. **BILL DULIN**  
T, Johnson C. Smith, 6-6, 244.
10. **DENNIS MORGAN**  
DB, Western Illinois, 5-11, 203.
11. **HARVEY McGREE**  
WR, Southern Mississippi, 6-2, 209.
12. **KEITH BOBO**  
QB, Southern Methodist, 6-3, 196.
13. **FRED LIMA**  
K, Colorado, 5-9, 202.
14. **DOUG RICHARDS**  
DB, Brigham Young, 6-4, 185.
15. **BRUCE CRAFT**  
DT, Geneva, Pa., 6-4, 232.
16. **GENE KILLIAN**  
T, Tennessee, 6-4, 225.
17. **LAWRIE SKOLROOD**  
T, North Dakota, 6-5, 230.

## 1975

(Drafted 18th)

1. **(A) RANDY WHITE**  
DE, Maryland, 6-4, 250 - Choice from N.Y. Giants for CRAIG MORTON.
1. **(B) THOMAS HENDERSON**  
LB, Langston, 6-2, 214.
2. **BURTON LAWLESS**  
G, Florida, 6-4, 253.
3. **BOB BREUNIG**  
LB, Arizona State, 6-2, 236.
4. **(A) PAT DONOVAN**  
DE, Stanford, 6-5, 240 - Choice from Houston for MIKE MONTGOMERY.
4. **(B) RANDY HUGHES**  
DB, Oklahoma, 6-4, 209.
5. **(A) KYLE DAVIS**  
C, Oklahoma, 6-3, 240 - Choice from Green Bay for JACK CONCANON.
5. **(B) NO CHOICE**  
Choice to Cincinnati for CLINT LONGLEY.
6. **ROLLY WOOLSEY**  
DB, Boise State, 6-1, 175.
7. **MICHAEL HEGMAN**  
LB, Tennessee State, 6-4, 220.
8. **MITCH HOOPES**  
P, Arizona, 6-0, 210.
9. **ED JONES**  
DB, Rutgers, 6-0, 193.

10. **DENNIS BOOKER**  
RB, Millersville State, 6-1, 235.
11. **GREG KRPALEK**  
C, Oregon State, 6-5, 242.
12. **CHUCK BLAND**  
DB, Cincinnati, 5-11, 188.
13. **HERB SCOTT**  
G, Virginia Union, 6-2, 248.
14. **SCOTT LAIDLAW**  
RB, Stanford, 6-0, 206.
15. **WILLIE HAMILTON**  
RB, Arizona, 5-11, 182.
16. **PETE CLARK**  
TE, Colorado State, 6-4, 234.
17. **JIM TESTERMAN**  
TE, Dayton, 6-5, 225.

## 1976

(Drafted 27th)

1. **AARON KYLE**  
DB, Wyoming, 5-11, 183.
2. **(A) JIM JENSEN**  
RB, Iowa, 6-4, 226 - Choice from N.Y. Giants for CRAIG MORTON.
2. **(B) JIM EIDSON**  
G, Mississippi St., 6-4, 253.
3. **(A) DUKE FERGERSON**  
WR, San Diego St., 6-1, 186 - Choice from San Francisco for BOB HAYES.
3. **(B) JOHN SMITH**  
RB, Boise State, 6-0, 191 - Choice from Denver for OTTO STOWE.
3. **(C) BUTCH JOHNSON**  
WR, UC-Riverside, 6-1, 175.
4. **TOM RAFFERTY**  
G, Penn State, 6-3, 248.
5. **WALLY PESUIT**  
T, Kentucky, 6-4, 260.
6. **GREG McGUIRE**  
T, Indiana, 6-3, 265.
7. **(A) GREG SCHAUM**  
DT, Michigan State, 6-4, 246 - Choice from San Diego for KEN HUTCHERSON.
7. **(B) DAVID WILLIAMS**  
RB, Colorado, 6-2, 210.
8. **HENRY LAWS**  
DB, South Carolina, 5-10, 171.
9. **BEASLEY REECE**  
DB, North Texas, 6-1, 193.
10. **LEROY COOK**  
DE, Alabama, 6-4, 212.
11. **CORNELIUS GREEN**  
QB, Ohio, 5-11, 170.
12. **CHARLES McSHANE**  
LB, Cal Lutheran, 6-2, 211.
13. **MARK DRISCOLL**  
QB, Colorado St., 6-1, 184.
14. **LARRY MUSHINSKIE**  
TE, Nebraska, 6-3, 217.
15. **DALE CURRY**  
LB, UCLA, 6-2, 222.
16. **RICH COSTANZO**  
T, Nebraska, 6-4, 260.
17. **STAN WOODFILL**  
K, Oregon, 6-0, 190.

## 1977

(Drafted Alternately  
24th, 25th, 26th)

1. **TONY DORSETT**  
RB, Pittsburgh, 5-11, 192 - Choice from Seattle for Cowboys' first-round choice and three second-round choices.



2. **GLENN CARANO**  
QB, Nevada-Las Vegas, 6-3, 195 -  
Choice from Seattle for DUKE FER-  
GERSON.
3. (A) **TONY HILL**  
WR, Stanford, 6-2, 196 - Choice  
from Philadelphia for JOHN  
NILAND.
3. (B) **VAL BELCHER**  
G, Houston, 6-3, 250.
4. **GUY BROWN**  
LB, Houston, 6-4, 215.
5. **ANDY FREDERICK**  
OL, New Mexico, 6-6, 241.
6. **JIM COOPER**  
T, Temple, 6-5, 252.
7. **DAVID STALLS**  
DT, Northern Colorado, 6-4, 236.
8. (A) **AL CLEVELAND**  
DL, Pacific, 6-4, 246 - Choice from  
San Diego for MITCH HOOPES.
8. (B) **FRED WILLIAMS**  
RB, Arizona State, 5-10, 189.
9. **MARK CANTRELL**  
C, North Carolina, 6-3, 252.
10. **STEVE DeBERG**  
QB, San Jose State, 6-2, 205.
11. **DON WARDLOW**  
TE, Washington, 6-6, 230.
12. **GREG PETERS**  
OL, California, 6-5, 257.

**1978**

(Drafted 28th)

1. **LARRY BETHEA**  
DL, Michigan State, 6-5, 258.
2. **TODD CHRISTENSEN**  
RB-TE, Brigham Young, 6-3, 224.
3. **DAVID HUDGENS**  
OL, Oklahoma, 6-5, 245.
4. **ALOIS BLACKWELL**  
RB, Houston, 5-11, 194.
5. **RICH ROSEN**  
G, Syracuse, 6-3, 242.
6. **HAROLD RANDOLPH**  
LB, East Carolina, 6-1, 191.
7. **TOM RANDALL**  
DT, Iowa State, 6-5, 248.
8. **HOMER BUTLER**  
WR, UCLA, 6-1, 184.
9. **RUSS WILLIAMS**  
DB, Tennessee, 6-1, 197.
10. **BARRY TOMASETTI**  
OL, Iowa, 6-3, 249.
11. **DENNIS THURMAN**  
S, Southern Cal, 5-11, 172.
12. **LEE WASHBURN**  
OL, Montana State, 6-6, 253.

**1979**

(Drafted 27th)

1. **ROBERT SHAW**  
C, Tennessee, 6-4, 252.
2. **AARON MITCHELL**  
CB, Nevada-Las Vegas, 6-1, 196.
3. **DOUG COSBIE**  
TE, Santa Clara, 6-6, 230 -  
Swapped choices with Seattle in  
BILL GREGORY trade.
4. **RALPH DeLOACH**  
DE, California, 6-5, 254.
5. (A) **BOB HUKILL**  
OL, North Carolina, 6-5, 250 -  
Choice from Chicago for GOLDEN  
RICHARDS.
5. (B) **CURTIS ANDERSON**  
DE, Central State, OH, 6-6, 240 -

Choice from Seattle for EFREN  
HERRERA.

5. (C) **RON SPRINGS**  
RB, Ohio State, 6-0, 197.

6. (A) **TIM LAVENDER**  
CB, Southern Cal, 6-3, 187 -  
Choice from Seattle for BILL GRE-  
GORY.

6. (B) **MIKE SALZANO**  
OL, North Carolina, 6-3, 242 -  
Choice from Denver for JIM  
JENSEN.

6. (C) **CHRIS De FRANCE**  
WR, Arizona State, 6-1, 205.

7. **GREG FITZPATRICK**  
LB, Youngstown, 6-2, 227.

8. **BRUCE THORNTON**  
DT, Illinois, 6-5, 266.

9. **GARRY COBB**  
LB, Southern Cal, 6-2, 209.

10. **MIKE CALHOUN**  
DT, Notre Dame, 6-4, 228.

11. **NO CHOICE**  
Choice to Detroit for SKIP -BUTLER.

12. **QUENTIN LOWRY**  
LB, Youngstown, 6-2, 225.

**1980**

(Drafted Alternately  
23rd, 24th, 25th)

1. **NO CHOICE**  
Choice given along with second-  
round choice to Baltimore for  
JOHN DUTTON.

2. **NO CHOICE**  
Choice given along with first-round  
choice to Baltimore for JOHN DUT-  
TON.

3. (A) **BILL ROE**  
LB, Colorado, 6-3, 220 - Choice  
from Chicago for GOLDEN  
RICHARDS.

3. (B) **JAMES JONES**  
RB, Mississippi State, 5-10, 200.

4. **KURT PETERSEN**  
DL, Missouri, 6-5, 255.

5. **GARY HOGEBOOM**  
QB, Central Michigan, 6-4, 195.

6. **TIMMY NEWSOME**  
RB, Winston-Salem State, 6-1, 228.

7. **LESTER BROWN**  
RB, Clemson, 5-11, 176.

8. **LARRY SAVAGE**  
LB, Michigan State, 6-3, 225.

8. **JACKIE FLOWERS**  
WR, Florida State, 6-0, 194.

10. **MATTHEW TEAGUE**  
DE, Prairie View A&M, 6-4, 238.

11. **GARY PADJEN**  
LB, Arizona State, 6-1, 238.

12. **NORM WELLS**  
DT, Northwestern, 6-5, 249.

**1981**

(Drafted Alternately  
25th and 26th)

1. **HOWARD RICHARDS**  
T, Missouri, 6-5, 255.

2. **DOUG DONLEY**  
WR, Ohio State, 6-0, 180.

3. **GLEN TITENSOR**  
DL, Brigham Young, 6-4, 250.

4. (A) **SCOTT PELLUER**  
LB, Washington State, 6-1, 213  
Choice from San Francisco for  
THOMAS HENDERSON.

4. (B) **DERRIE NELSON**  
LB, Nebraska, 6-2, 217.

5. **DANNY SPRADLIN**  
LB, Tennessee, 6-1, 229.

6. **VINCE SKILLINGS**  
DB, Ohio State, 5-11, 176.

7. (A) **RON FELLOWS**  
DB, Missouri, 5-11, 165 - Choice  
from Tampa Bay for DAVE STALLS.

7. (B) **KEN MILLER**  
DB, East Michigan, 5-11, 180.

8. **PAUL PIUROWSKI**  
LB, Florida State, 6-2, 219.

9. **MIKE WILSON**  
WR, Washington State, 6-3, 202.

10. **PAT GRAHAM**  
DT, California, 6-3, 257.

11. **TIM MORRISON**  
G, Georgia, 6-3, 258.

12. **NATE LUNDY**  
WR, Indiana, 6-0, 169.

**1982**

(Drafted 26th)

1. **ROD HILL**  
CB, Kentucky State, 6-0, 185.

2. **JEFF ROHRER**  
LB, Yale, 6-3, 224.

3. **JIM ELIOPULOS**  
LB, Wyoming, 6-3, 229.

4. (A) **BRIAN CARPENTER**  
CB, Michigan, 5-10, 166 - Choice  
from Tampa Bay for DAVE STALLS.

4. (B) **MONTY HUNTER**  
S, Salem College, 6-0, 201.

5. **PHIL POZDERAC**  
T, Notre Dame, 6-9, 260.

6. (A) **KEN HAMMOND**  
G, Vanderbilt, 6-4, 270 - Choice  
from Cleveland for BRUCE  
HUTHER.

6. (B) **CHARLES DAUM**  
DL, Cal Poly-SLO, 6-6, 241.

7. **BILL PURIFOY**  
DL, Tulsa, 6-7, 249.

8. (A) **GEORGE PEOPLES**  
RB, Auburn, 6-0, 211 - Choice  
from Denver through Buffalo for  
WADE MANNING.

8. (B) **DWIGHT SULLIVAN**  
RB, N. Carolina State, 6-0, 205.

9. **JOE GARY**  
DL, UCLA, 6-5, 273.

10. **TODD ECKERSON**  
T, North Carolina State, 6-4, 263.

11. (A) **GEORGE THOMPSON**  
WR, Albany State, GA, 6-3, 209  
Choice from Tampa Bay for  
AARON MITCHELL.

11. (B) **MICHAEL WHITING**  
RB, Florida State, 6-1, 210.

12. **RICH BURTNESSE**  
G, Montana, 6-4, 257.

**1983**

(Drafted Alternately  
23rd, 24th, 21st, 22nd)

1. **JIM JEFFCOAT**  
DE, Arizona State, 6-5, 260.

2. **MIKE WALTER**  
LB, Oregon, 6-3, 230.

3. **BRYAN CALDWELL**  
DE, Arizona State, 6-4, 248.

4. **CHRIS FAULKNER**  
TE, Florida, 6-4, 257.

5. **CHUCK McSWAIN**  
RB, Clemson, 6-0, 190.

BOLD Indicates Made Active Roster

\*Drafted As Future

169





- REGGIE COLLIER**  
QB, Southern Mississippi, 6-3, 207.
- CHRIS SCHULTZ**  
T, Arizona, 6-8, 259.
- LAWRENCE RICKS**  
RB, Michigan, 5-9, 194.
- AL GROSS**  
S, Arizona, 6-3, 186.
- ERIC MORAN**  
T, Washington, 6-5, 282.
- DAN TAYLOR**  
T, Idaho State, 6-3, 258.
- LORENZO BOUIER**  
RB, Maine, 6-0, 209.

**1984**(Drafted Alternately  
25th and 26th)

- BILLY CANNON**  
LB, Texas A&M, 6-4, 235.
- (A) VICTOR SCOTT**  
DB, Colorado, 6-0, 192 - Choice from Houston thru Minnesota for BUTCH JOHNSON.
- (B) NO CHOICE**  
Choice to Houston for MIKE REN-FRO.
- FRED CORNWELL**  
TE, Southern California, 6-6, 236.
- STEVE DeOSSIE**  
LB, Boston College, 6-2, 250.
- (A) STEVE PELLUER**  
QB, Washington, 6-4, 204 - Choice from Tampa Bay for DANNY SPRADLIN.
- (B) NORM GRANGER**  
RB, Iowa, 5-9, 217.
- EUGENE LOCKHART**  
LB, Houston, 6-2, 228 - Choice from Chicago for JAY SALDI.
- (B) JOE LEVELIS**  
G, Iowa, 6-3, 270.
- ED MARTIN**  
LB, Indiana State, 6-3, 218.
- MIKE REVELL**  
RB, Bethune-Cookman, 5-11, 197.
- (A) JOHN HUNT**  
OL, Florida, 6-4, 262 - Choice from Indianapolis for RAUL ALLEGRE.
- (B) NEAL MAUNE**  
OL, Notre Dame, 6-4, 249.
- BRIAN SALONEN**  
TE, Montana, 6-3, 227.
- DOWE AUGHTMAN**  
DL, Auburn, 6-2, 272.
- CARL LEWIS**  
WR, Houston, 6-3, 187.

**1984**U.S.F.L. SUPPLEMENTAL DRAFT  
(Drafted Alternately  
25th and 26th)

- TODD FOWLER**  
FB, Stephen F. Austin, 6-3, 218 - From Houston Gamblers
- MALCOLM MOORE**  
WR, Southern California, 6-5, 205 - From Los Angeles Express.
- JEFF SPEK**  
TE, San Diego State, 6-3, 230 - From New Jersey Generals.

**1985**(Drafted Alternately  
17th, 16th, 20th, 19th, 18th)

- KEVIN BROOKS**  
DE, Michigan, 6-7, 265.

- JESSE PENN**  
LB, Virginia Tech, 6-3, 255.
- CRAWFORD KER**  
G, Florida, 6-4, 290.
- ROBERT LAVETTE**  
RB, Georgia Tech, 5-11, 195.
- (A) HERSCHEL WALKER**  
RB, Georgia, 6-1, 224 - Choice from Houston for BUTCH JOHNSON.
- (B) MATT DARWIN**  
C/G, Texas A&M, 6-4, 265 - Choice from Cleveland thru Buffalo for ROD HILL.
- (A) KURT PLOEGER**  
DT, Gustavus Adolphus, 6-5, 250 - Choice from Indianapolis for STEVE WRIGHT.
- (B) MATT MORAN**  
C/G, Stanford, 6-4, 265.
- (A) KARL POWE**  
WR, Alabama State, 6-2, 175 - Choice from San Diego thru Kansas City for LAWRENCE RICKS.
- (B) JIM HERRMANN**  
DE, Brigham Young, 6-6, 265.
- LEON GONZALEZ**  
WR, Bethune-Cookman, 5-10, 160.
- SCOTT STRASBURGER**  
LB, Nebraska, 6-1, 220.
- JOE JONES**  
TE, Virginia Tech, 6-4, 245.
- NEAL DELLOCONO**  
LB, UCLA, 6-1, 220.
- KARL JORDAN**  
LB, Vanderbilt, 6-2, 245.

**1986**(Drafted Alternately  
21st, 20th, 19th, 18th)

- (A) MIKE SHERRARD**  
WR, UCLA, 6-2, 185 - Choice from San Francisco for Cowboys first and fifth-round choices
- (B) NO CHOICE**  
Choice given to San Francisco along with fifth-round choice for San Francisco's first-round choice.
- DARRYL CLACK**  
RB, Arizona State, 5-10, 207 - Choice from Indianapolis for GARY HOGEBOOM
- MARK WALLEN**  
DT, UCLA, 6-5, 265.
- MAX ZENDEJAS**  
K, Arizona, 5-11, 184.
- NO CHOICE**  
Choice given to San Francisco along with first-round choice for San Francisco's first-round choice.
- (A) THORNTON CHANDLER**  
TE, Alabama, 6-5, 238 - Choice from Buffalo for ROD HILL.
- (B) STAN GELBAUGH**  
QB, Maryland, 6-3, 207 - Choice from Detroit for ANGELO KING.
- (C) LLOYD YANCEY**  
G, Temple, 6-4, 275.
- JOHNNY HOLLOWAY**  
DB, Kansas, 5-11, 181.
- TOPPER CLEMONS**  
RB, Wake Forest, 5-11, 205.
- JOHN IONATA**  
G, Florida State, 6-2, 280.
- BRYAN CHESTER**  
G, Texas, 6-4, 260.
- GARTH JAX**  
LB, Florida State, 6-2, 225.

- (A) CHRIS DULIBAN**  
LB, Texas, 6-2, 216 - Choice from Buffalo for ROD HILL.
- (B) TONY FLACK**  
DB, Georgia, 6-1, 184.

**1987**(Drafted Alternately  
12th and 11th)

- DANNY NOONAN**  
DT, Nebraska, 6-4, 282.
- RON FRANCIS**  
CB, Baylor, 5-9, 201.
- JEFF ZIMMERMAN**  
OL, Florida, 6-3, 310.
- KELVIN MARTIN**  
WR, Boston College, 5-9, 161.
- EVERETT GAY**  
WR, Texas, 6-2, 204.
- JOE ONOSAI**  
OL, Hawaii, 6-3, 283.
- KEVIN SWEENEY**  
QB, Fresno State, 6-0, 191.
- KEVIN GOGAN**  
T, Washington, 6-7, 295.
- ALVIN BLOUNT**  
RB, Maryland, 5-9, 197.
- DALE JONES**  
LB, Tennessee, 6-1, 234.
- JEFF WARD**  
K, Texas, 5-9, 169.
- SCOTT ARMSTRONG**  
LB, Florida, 6-1, 230.

**1988**(Drafted Alternately  
11th, 14th, 13th, 12th)

- MICHAEL IRVIN**  
WR, Miami, Fla., 6-2, 198.
- KEN NORTON, JR.**  
LB, UCLA, 6-2, 224.
- MARK HUTSON**  
G, Oklahoma, 6-3, 292.
- DAVE WIDELL**  
T, Boston College, 6-6, 297.
- NO CHOICE**  
Choice given to Seattle for RON ESSINK.
- SCOTT SECULES**  
QB, Virginia, 6-3, 220.
- OWEN HOOVEN**  
T, Oregon State, 6-8, 302.
- MARK HIGGS**  
RB, Kentucky, 5-7, 188.
- BRIAN BEDFORD**  
WR, California, 6-4, 209.
- BILLY OWENS**  
DB, Pittsburgh, 6-1, 198.
- CHAD HENNINGS**  
DE, Air Force, 6-5, 251.
- BEN HUMMEL**  
LB, UCLA, 6-4, 234.

**1989**

(Drafted 1st)

- TROY AIKMAN**  
QB, UCLA, 6-3, 220.
- (A) NO CHOICE**  
Choice given along with sixth-round choice to L.A. Raiders for their second, third and fifth-round choices.
- (B) DARYL JOHNSTON**  
FB, Syracuse, 6-2, 237 - Choice from L.A. Raiders along with third and fifth-round choices for Cowboys' second and sixth-round choices.



3. (A) **MARK STEPNOSKI**  
OL, Pittsburgh, 6-2, 269.
3. (B) **RHONDY WESTON**  
DE, Florida, 6-5, 274 - Choice from L.A. Raiders along with second and fifth-round choices for Cowboys' second and sixth-round choices.
4. **TONY TOLBERT**  
DE, Texas-El Paso, 6-6, 245.
5. (A) **KEITH JENNINGS**  
TE, Clemson, 6-4, 241.
5. (B) **WILLIS CROCKETT**  
LB, Georgia Tech, 6-3, 221 - Choice from L.A. Raiders along with second and third-round choices for Cowboys' second and sixth-round choices.
5. (C) **JEFF ROTH**  
DT, Florida, 6-3, 256 - Choice from Denver for TONY DORSETT.
6. **NO CHOICE**  
Choice given to L.A. Raiders along with second-round choice for Raiders' second, third and fifth-round choices.
7. **KEVIN PETERSON**  
LB, Northwestern, 6-2, 227.
8. **CHARVEZ FOGER**  
RB, Nevada-Reno, 5-10, 211.
9. **TIM JACKSON**  
DB, Nebraska, 5-11, 192.
10. **ROD CARTER**  
LB, Miami, Fla., 6-1, 228.
11. **RANDY SHANNON**  
LB, Miami, Fla., 6-0, 224.
12. **SCOTT ANKROM**  
WR, Texas Christian, 6-1, 200.

**1990**

(Drafted 1st)

1. (A) **NO CHOICE**  
Choice used to select STEVE WALSH in the 1989 supplemental draft.
1. (B) **EMMITT SMITH**  
RB, Florida, 5-9, 199 - Choice from Pittsburgh for first-round choice obtained from Minnesota and third-round choice obtained from San Francisco.
2. **ALEXANDER WRIGHT**  
WR, Auburn, 6-0, 187.
3. (A) **NO CHOICE**  
Choice to Minnesota in HERSHEL WALKER trade.
3. (B) **JIMMIE JONES**  
DT, Miami, Fla., 6-4, 284 - Choice from New England along with sixth and eighth-round choices for third-round choice obtained from Denver, fifth-round choice obtained from Miami and Cowboys' seventh-round choice.
4. **NO CHOICE**  
Choice to Denver in KEVIN BROOKS trade.
5. (A) **NO CHOICE**  
Choice to Washington for DEAN HAMEL.
5. (B) **STAN SMAGALA**  
CB, Notre Dame, 5-10, 184 - Choice from L.A. Raiders for sixth-round choice obtained from Minnesota, eighth-round choice obtained from New England, ninth-round choice obtained from Seattle, 10th-round choice obtained from Indianapolis and 11th-round choice obtained from San Francisco.

6. **NO CHOICE**  
Choice to San Diego along with sixth-round choice obtained from New England and sixth-round choice obtained from N.Y. Giants for San Diego's third-round choice in 1991.
7. **NO CHOICE**  
Choice given to New England along with third-round choice obtained from Denver and fifth-round choice obtained from Miami for New England's third, sixth and eighth-round choices.
8. **NO CHOICE**  
Choice to Detroit for PAUL PALMER.
9. **KENNETH GANT**  
CB, Albany State, GA, 5-11, 178.
10. **NO CHOICE**  
Choice to Minnesota in HERSHEL WALKER trade.
11. **DAVE HARPER**  
LB, Humboldt State, 6-1, 220.
12. **NO CHOICE**  
Choice used to select MIKE LOWMAN in the 1989 supplemental draft.

**1991**

(Drafted Alternately 13th and 14th)

1. (A) **RUSSELL MARYLAND**  
DT, Miami, 6-1, 274 - Choice from New England for first-round choice obtained from Minnesota, second-round choice, RON FRANCIS, DAVID HOWARD and EUGENE LOCKHART.
1. (B) **ALVIN HARPER**  
WR, Tennessee, 6-3, 204.
2. (A) **DIXON EDWARDS**  
LB, Michigan State, 6-1, 220 - Choice from Detroit for first-round choice obtained from Washington.
2. (B) **NO CHOICE**  
Choice to New England along with first-round choice obtained from Minnesota, RON FRANCIS, DAVID HOWARD and EUGENE LOCKHART for New England's first-round draft choice.
3. (A) **GODFREY MYLES**  
LB, Florida, 6-1, 242 - Choice obtained from San Diego for 1990 draft choices.
3. (B) **JAMES RICHARDS**  
G, California, 6-4, 289 - Choice obtained from Detroit for first-round choice obtained from Washington.
3. (C) **NO CHOICE**  
Choice to Minnesota in Herschel Walker trade.
3. (D) **ERIK WILLIAMS**  
T, Central St. (OH), 6-5, 304 - Choice obtained from New Orleans in STEVE WALSH trade.
4. (A) **CURVIN RICHARDS**  
RB, Pittsburgh, 5-9, 200.
4. (B) **BILL MUSGRAVE**  
QB, Oregon, 6-2, 196 - Choice obtained from Kansas City in STEVE PELLUER trade.
4. (C) **TONY HILL**  
DE, Tenn.-Chattanooga, 6-6, 250 - Choice obtained from Detroit for first-round choice obtained from Washington.
4. (D) **KEVIN HARRIS**  
DE, Texas Southern, 6-5, 248 - Choice obtained from New England for first-round pick

obtained from Minnesota.

- (A) **NO CHOICE**  
Choice sent to L.A. Raiders for JOHN GESEK.
5. (B) **DARRICK BROWNLOW**  
LB, Illinois, 5-10, 245 - Choice obtained from Washington for first-round choice obtained from New England.
6. **MIKE SULLIVAN**  
OL, Miami, 6-3, 278.
7. (A) **LEON LETT**  
DE, Emporia (KS) St., 6-6, 273 - Choice obtained from Denver in DAVE WIDELL trade.
7. (B) **NO CHOICE**  
Choice sent to L.A. Raiders for DALE HELLESTRAE.
8. **NO CHOICE**  
Choice sent to Phoenix for ROB AWALT.
9. **DAMON MAYS**  
WR, Missouri, 5-9, 166.
10. **SEAN LOVE**  
G, Penn State, 6-3, 285.
11. **TONY BOLES**  
RB, Michigan, 6-1, 196.
12. **LARRY BROWN**  
CB, Tex. Christian, 5-11, 184.

**1992**

(Drafted Alternately 24th, 23rd, 22nd, 21st)

1. (A) **KEVIN SMITH**  
CB, Texas A&M, 5-11, 173 - Choice from Atlanta along with fifth-round choice for first and fourth-round choices obtained from New England.
1. (B) **ROBERT JONES**  
LB, East Carolina, 6-2, 236.
2. (A) **JIMMY SMITH**  
WR, Jackson State, 6-1, 200 - Choice from Cleveland along with fifth-round choice for second-round choice obtained from New Orleans, eighth-round choice obtained from Denver and the Cowboys' third, sixth and twelfth-round choices.
2. (B) **DARREN WOODSON**  
S, Arizona State, 6-1, 216 - Choice from New England along with first and fourth-round choices for first and third-round choices obtained from Minnesota.
2. (C) **NO CHOICE**  
Choice sent to Atlanta along with eighth-round choice for TONY CASILLAS.
3. (A) **CLAYTON HOLMES**  
CB, Carson-Newman, 5-10, 178 - Choice from Washington along with second-round choice for second and third-round choices obtained from Kansas City.
3. (B) **NO CHOICE**  
Choice sent to Cleveland along with second-round choice obtained from New Orleans, eighth-round choice obtained from Denver and the Cowboys' sixth and twelfth-round choices for second and fifth-round choices.
3. (C) **JAMES BROWN**  
T, Virginia State, 6-6, 331 - Choice from Detroit along with fourth and ninth-round choices for second-round choice obtained from Washington.





4. (A) **NO CHOICE**  
Choice sent to L.A. Raiders for STEVE BEUERLEIN
4. (B) **TOM MYSLINSKI**  
G, Tennessee, 6-2, 291 - Choice from Detroit along with third and ninth-round choices for second-round choice obtained from Washington.
5. (A) **GREG BRIGGS**  
S, Texas Southern, 6-3, 209 - Choice from Atlanta along with first-round choice for first and fourth-round choices obtained from New England.
5. (B) **ROD MILSTEAD**  
G, Delaware State, 6-2, 293 - Choice from Cleveland along with second-round choice for second-round choice obtained from New Orleans, eighth-round choice obtained from Denver and the Cowboys' third, sixth, and twelfth-round choices.
5. (C) **NO CHOICE**  
Choice sent to Houston in the ALONZO HIGSMITH trade.
6. (A) **FALLON WACASEY**  
TE, Tulsa, 6-7, 241 - Choice from New England for JESSE SOLOMON.
6. (B) **NO CHOICE**  
Choice sent to Cleveland along with second-round choice obtained from New Orleans, eighth-round choice obtained from Denver and the Cowboys' third and twelfth-round choices for second and fifth-round choices.
7. **NO CHOICE**  
Choice sent to L.A. Raiders for GARRY LEWIS
8. **NO CHOICE**  
Choice sent to Atlanta along with second-round choice for TONY CASILLAS.
9. (A) **NATE KIRTMAN**  
S, Pomona-Pitzer, 6-1, 186.
9. (B) **CHRIS HALL**  
S, East Carolina, 6-2, 184 - Choice from Detroit along with third and fourth-round choices for second-round choice obtained from Washington.
10. **JOHN TERRY**  
G, Livingstone College, 6-4, 292.
11. **TIM DANIEL**  
WR, Florida A&M, 5-11, 184.
12. (A) **DONALD HARRIS**  
S, Texas Tech, 6-0, 185 - Choice from New England for RICH GICEWICZ.
12. (B) **NO CHOICE**  
Choice sent to Cleveland along with second-round choice obtained from New Orleans, the Cowboys' third and sixth-round choices and the eighth-round choice obtained from Denver for second and fifth-round choices.
- choices for first and fourth-round choices.
2. (B) **DARRIN SMITH**  
LB, Miami, Fla., 6-1, 237 - Choice from Green Bay along with second, fourth and eighth-round choices for first and fourth-round choices.
2. (C) **NO CHOICE**  
Choice to San Francisco in Charles Haley trade.
3. **MIKE MIDDLETON**  
S, Indiana, 5-10, 211.
4. (A) **DERRICK LASSIC**  
RB, Alabama, 5-10, 192 - Choice from Green Bay along with two second-round choices and an eighth-round choice for first and fourth-round choices.
4. (B) **RON STONE**  
T, Boston College, 6-5, 306 - Choice from L.A. Raiders for ALEXANDER WRIGHT.
4. (C) **NO CHOICE**  
Choice to Green Bay along with first-round choice for two second, a fourth and eighth round choices.
5. **NO CHOICE**  
Choice to Pittsburgh for THOMAS EVERETT.
6. **BARRY MINTER**  
LB, Tulsa, 6-2, 236.
7. **BROCK MARION**  
S, Nevada-Reno, 5-11, 178.
8. (A) **DAVE THOMAS**  
CB, Tennessee, 6-2, 205 - Choice from Tampa Bay for Gary Lewis and an eighth-round choice.
8. (B) **REGGIE GIVENS**  
S, Penn State, 6-0, 219 - Choice from Green Bay along with two second-round choices and a fourth-round choice for first and fourth-round choices.
8. (C) **NO CHOICE**  
Choice to Tampa Bay along with Gary Lewis for an eighth-round choice.
- 1994**  
(Drafted 28th)
1. (A) **SHANTE CARVER**  
DE, Arizona State, 6-5, 240 - Choice from San Francisco along with seventh-round choice for Cowboys' first and second-round choices.
1. (B) **NO CHOICE**  
Choice to San Francisco along with second-round choice for first and seventh-round choice.
2. (A) **LARRY ALLEN**  
OL, Sonoma State, 6-3, 325 - Compensatory choice.
2. (B) **NO CHOICE**  
Choice to San Francisco along with first-round choice for first and seventh-round choice.
3. (A) **NO CHOICE**  
Choice to San Francisco in Charles Haley trade.
3. (B) **GEORGE HEGAMIN**  
T, North Carolina State, 6-7, 355 - Compensatory choice.
4. (A) **WILLIE JACKSON**  
WR, Florida, 6-1, 205 - Choice from Tampa Bay in Thomas Everett trade.
4. (B) **DEWAYNE DOTSON**  
LB, Mississippi, 6-1, 250.
5. **NO CHOICE**  
Choice to L.A. Raiders along with seventh-round choice obtained from San Francisco for Elvis Patterson and L.A. Raiders seventh-round choice.
6. (A) **NO CHOICE**  
Choice to L.A. Rams for Jim Price.
6. (B) **DAREN STUDDILL**  
DB, West Virginia, 6-1, 186 - Choice from L.A. Rams for Cowboys' fourth-round choice in 1995.
7. (A) **TODDRICK McINTOSH**  
DL, Florida State, 6-3, 277 - Choice from L.A. Raiders along with Elvis Patterson for Cowboys' fifth-round choice and seventh-round choice obtained from San Francisco.
7. (B) **NO CHOICE**  
Choice to New England for Hugh Millen.
- 1995**  
(Drafted Alternately 28th and 27th)
1. (A) **NO CHOICE**  
Choice to Tampa Bay for two second-round draft choices.
2. (A) **SHERMAN WILLIAMS**  
RB, Alabama, 5-8, 190 - Choice from Atlanta along with fourth-round choice for a second-round choice obtained from Tampa Bay.
2. (B) **KENDELL WATKINS**  
TE, Mississippi State, 6-1, 305.
2. (C) **SHANE HANNAH**  
G, Michigan State, 6-5, 345 - Choice from Tampa Bay along with second-round choice for first-round choice.
3. **CHARLIE WILLIAMS**  
S, Bowling Green, 6-0, 190.
4. (A) **ERIC BJORNSON**  
TE, Washington, 6-4, 215 - Choice from Atlanta along with second-round choice for a second round choice obtained from Tampa Bay.
4. (B) **NO CHOICE**  
Choice to St. Louis for 1994 sixth-round choice.
4. (C) **ALUNDIS BRICE**  
CB, Mississippi, 5-10, 178 - Compensatory choice.
4. (D) **LINC HARDEN**  
LB, Oklahoma State, 6-3, 238 - Compensatory choice.
5. (A) **NO CHOICE**  
Choice used to select JOHN DAVIS in the 1994 supplemental draft.
5. (B) **EDWARD HERVEY**  
WR, Southern Cal, 6-3, 179 - Compensatory choice.
5. (C) **DANA HOWARD**  
LB, Illinois, 6-0, 238 - Compensatory choice.
6. **NO CHOICE**  
Choice to Chicago along with VINSON SMITH and BARRY MINTER for KELLY BLACKWELL, MARKUS PAUL and JOHN ROPER.
7. **OSCAR STURGIS**  
DE, North Carolina, 6-5, 280.
- 1996**  
(Drafted 30th)
1. **NO CHOICE**  
Choice to Washington for a second and third-round draft choice.

BOLD Indicates Made Active Roster



2. **(A) KAVIKA PITTMAN**  
DE, McNeese State, 6-6, 263 – Choice from Washington along with third-round choice for first-round choice.
2. **(B) RANDALL GODFREY**  
LB, Georgia, 6-2, 237 – Choice from Miami for second-round choice and fourth-round choice obtained from N.Y. Giants as compensation for signing of Ron Stone.
2. **(C) NO CHOICE**  
Choice sent to Miami along with fourth-round choice obtained from N.Y. Giants as compensation for signing of Ron Stone for second-round choice.
3. **(A) CLAY SHIVER**  
C, Florida State, 6-2, 294 – Choice from Washington along with second-round choice for first-round choice.
3. **(B) NO CHOICE**  
Choice used to select DARREN BENSON in the 1995 supplemental draft.
3. **(C) STEPFRET WILLIAMS**  
WR, N.E. Louisiana, 6-0, 170 – Compensatory choice.
3. **(D) MIKE ULUFALE**  
DL, Brigham Young, 6-4, 277 – Compensatory choice.
4. **NO CHOICE**  
Choice to Atlanta along with fifth-round choice for ROGER HARPER.
5. **(A) KENNETH McDANIEL**  
G, Norfolk State, 6-3, 322 – Choice from Baltimore for fourth-round choice in 1997.
5. **(B) NO CHOICE**  
Choice to Atlanta along with fourth-round choice for ROGER HARPER.
5. **(C) ALAN CAMPOS**  
LB, Louisville, 6-3, 236 – Compensatory choice.
6. **(A) NO CHOICE**  
Choice to Chicago for JIM SCHWANTZ.
6. **(B) WENDELL DAVIS**  
CB, Oklahoma, 5-10, 183 – Compensatory choice.
7. **RYAN WOOD**  
FB, Arizona State, 5-11, 236.

**1997****(Drafted Alternately 25th, 24th, 23rd, 22nd)**

1. **(A) DAVID LaFLEUR**  
TE, Louisiana State, 6-7, 280 – Choice from Philadelphia for first-round choice, fifth-round choice and third-round choice in 1998.
1. **(B) NO CHOICE**  
Choice to Philadelphia along with fifth-round choice and third-round choice in 1998 for first-round choice.
2. **NO CHOICE**  
Choice to Detroit for third and fourth-round choices.
3. **(A) DEXTER COAKLEY**  
LB, Appalachian State, 5-10, 215 – Choice from Detroit along with fourth-round choice for second-round choice.
3. **(B) STEVE SCIFRES**  
G/T, Wyoming, 6-4, 300.

3. **(C) KENNY WHEATON**  
CB, Oregon, 5-10, 190 – Compensatory Choice.
4. **(A) ANTONIO ANDERSON**  
DT, Syracuse, 6-6, 309 – Choice from Detroit along with third-round choice for second-round choice.
4. **(B) NO CHOICE**  
Choice to Baltimore for a 1996 fifth-round choice.
4. **(C) MACEY BROOKS**  
WR, James Madison, 6-5, 220 – Compensatory Choice.
4. **(D) NICKY SUALUA**  
FB, Ohio State, 5-11, 257 – Compensatory Choice.
5. **NO CHOICE**  
Choice to Philadelphia along with first-round choice and third-round choice in 1998 for first-round choice.
6. **LEE VAUGHN**  
CB, Wyoming, 5-11, 184.
7. **OMAR STOUTMIRE**  
S, Fresno State, 5-11, 198.

**1998****(Drafted Alternately 8th, 7th, 9th)**

1. **GREG ELLIS**  
DE, North Carolina, 6-6, 283.
2. **FLOZELL ADAMS**  
T, Michigan State, 6-7, 335.
3. **NO CHOICE**  
Choice to Philadelphia along with first-round choice and fifth-round choice in 1997 for first-round choice in 1997.
4. **MICHAEL MYERS**  
DL, Alabama, 6-2, 286.
5. **(A) DARREN HAMBRICK**  
LB, South Carolina, 6-2, 216.
5. **(B) OLIVER ROSS**  
OL, Iowa State, 6-4, 300 – Choice from Seattle for sixth and seventh-round choices in 1998.
6. **(A) NO CHOICE**  
Choice to Seattle along with seventh-round choice in 1998 for fifth-round choice in 1998.
6. **(B) IZELL REESE**  
S, Alabama-Birmingham, 6-2, 193 – Compensatory Choice.
7. **(A) NO CHOICE**  
Choice to Seattle along with sixth-round choice in 1998 for fifth-round choice in 1998.
7. **(B) TARIK SMITH**  
FB, California, 5-10, 200 – Compensatory Choice.
7. **(C) ANTONIO FLEMING**  
G, Georgia, 6-3, 309 – Compensatory Choice.
7. **(D) ROD MONROE**  
TE, Cincinnati, 6-4, 244 – Compensatory Choice.

**1999****(Drafted Alternately 22nd, 23rd, 24th)**

1. **(A) EBENEZER EKUBAN**  
DE, North Carolina, 6-3, 281.





# Cowboys and Free Agency

**1989**
**PLAN B**
**PLAYERS SIGNED (5):**

C Eric Cowie  
(from Washington)  
DB Ray Horton  
(from Cincinnati)  
TE Anthony Jones  
(from San Diego)  
LB Eric Naposki  
(from New England)  
RB Kevin Scott  
(from San Diego)

**PLAYERS LOST (6):**

C Bob Brozki  
(by Atlanta)  
TE Doug Cosbie  
(by Denver)  
RB Mark Higgs  
(by Philadelphia)  
LB Garth Jax  
(by Phoenix)  
WR Mike Sherrard  
(by San Francisco)  
QB Kevin Sweeney  
(by San Francisco)

**1990**
**PLAN B**
**PLAYERS SIGNED (16):**

FB Tommie Agee  
(from Kansas City)  
T Louis Cheek  
(from Miami)  
LB Terrence Cooks  
(from New England)  
DB Antonio Gibson  
(from New Orleans)  
WR Rod Harris  
(from New Orleans)  
OL Greg Johnson  
(from Miami)  
LB Walter Johnson  
(from New Orleans)  
RB Keith Jones  
(from Cleveland)  
WR Dennis McKinnon  
(from Chicago)  
TE Jay Novacek  
(from Phoenix)  
DE Lybrant Robinson  
(from Washington)  
G Tony Slaton  
(from L.A. Rams)  
LB Vinson Smith  
(from Pittsburgh)  
DE Anthony Spears  
(from Houston)  
S James Washington  
(from L.A. Rams)  
WR Mike Williams  
(from Detroit)

**PLAYERS LOST (4):**

WR Cornell Burbage  
(by Minnesota)  
WR Bernard Ford  
(by Houston)  
RB Paul Palmer  
(by Cincinnati)  
C Bob White  
(by New England)

**1991**
**PLAN B**
**PLAYERS SIGNED (4):**

DB Odie Harris  
(from Tampa Bay)  
TE Craig Hudson  
(from Green Bay)

TE Alfredo Roberts  
(from Kansas City)  
OL Alan Veingard  
(from Green Bay)

**PLAYERS LOST (2):**

G Crawford Ker  
(by Denver)  
FB Robert Perryman  
(by Denver)

**1992**
**PLAN B**
**PLAYERS SIGNED (4):**

LB Bernard Clark  
(from Cincinnati)  
G/C Frank Cornish  
(from San Diego)  
K Brad Daluiso  
(from Buffalo)  
CB Brian Mitchell  
(from Atlanta)

**PLAYERS LOST (6):**

TE Rob Await  
(by Denver)  
LB Darrick Brownlow  
(by Buffalo)  
LB Jack Del Rio  
(by Minnesota)  
CB Manny Hendrix  
(by San Francisco)  
S Stan Smagala  
(by Pittsburgh)  
K Ken Willis  
(by Tampa Bay)

**1993**
**PLAYERS SIGNED (0):**
**PLAYERS LOST (2):**

QB Steve Bueuerlein  
(by Phoenix)  
WR Kelvin Martin  
(by Seattle)

**1994**
**PLAYERS SIGNED (2):**

G Derek Kennard  
(from New Orleans)  
QB Rodney Peete  
(from Detroit)

**PLAYERS LOST (8):**

DT Tony Casillas  
(by Kansas City)  
G/C Frank Cornish  
(by Minnesota)  
G John Gesek  
(by Washington)  
G/T Kevin Gogan  
(by L.A. Raiders)  
DT Jimmie Jones  
(by L.A. Rams)  
QB Bernie Kosar  
(by Miami)  
K Eddie Murray  
(by Philadelphia)  
LB Ken Norton  
(by San Francisco)

**1995**
**PLAYERS SIGNED (3):**

C Ray Donaldson  
(from Seattle)  
RB David Lang  
(from St. Louis)  
CB Deion Sanders  
(from San Francisco)

**PLAYERS LOST (11):**

LB Darrick Brownlow  
(by Washington)

G/C Frank Cornish  
(by Jacksonville)  
TE Scott Galbraith  
(by Washington)  
S Kenneth Gant  
(by Tampa Bay)  
WR Alvin Harper  
(by Tampa Bay)  
DE Jim Jeffcoat  
(by Buffalo)  
QB Rodney Peete  
(by Philadelphia)  
C Mark Stepnoski  
(by Houston)  
RB Blair Thomas  
(by Atlanta)  
LB Matt Vanderbeek  
(by Washington)  
S James Washington  
(by Washington)

**1996**
**PLAYERS SIGNED (1):**

LB Fred Strickland  
(from Green Bay)  
CB Robert Bailey  
(by Miami)

**PLAYERS LOST (6):**

CB Larry Brown  
(by Oakland)  
LB Dixon Edwards  
(by Minnesota)  
LB Robert Jones  
(by St. Louis)  
DT Russell Maryland  
(by Oakland)  
G/T Ron Stone\*  
(by N.Y. Giants)

**1997**
**PLAYERS SIGNED (0):**
**PLAYERS LOST (6):**

K Chris Boniol\*  
(by Philadelphia)  
P John Jett  
(by Detroit)  
LB Godfrey Myles  
(by Denver)  
LB Jim Schwantz\*  
(by San Francisco)  
LB Darrin Smith  
(by Philadelphia)  
S George Teague  
(by Miami)

**1998**
**PLAYERS SIGNED (1):**

G Everett McIver  
(from Miami)

**PLAYERS LOST (3):**

G/C John Flannery  
(by St. Louis)  
G/T George Hegamin  
(by Philadelphia)  
S Brock Manion  
(by Miami)

**1999**
**PLAYERS SIGNED (2):**

WR Raghib Ismail  
(from Carolina)  
C Mark Stepnoski  
(from Tennessee)

**PLAYERS LOST (3):**

WR Patrick Jeffers\*  
(by Carolina)  
C Clay Shiver  
(by Denver)  
DT Artie Smith  
(by Kansas City)

**1998  
Season**







# The 1998 Season At A Glance

## Dallas 38, Arizona 10 At Dallas, Sept. 6, 1998

ARIZONA	0	0	10	0	-	10
DALLAS	0	14	7	17	-	38

Cowboys - Aikman 1 run (Cunningham kick)  
Cowboys - Mills 30 pass from Aikman (Cunningham kick)

Cardinals - FG Nedney 22  
Cowboys - Aikman 2 run (Cunningham kick)  
Cardinals - Plummer 1 run (Nedney kick)  
Cowboys - B. Davis 7 pass from Aikman (Cunningham kick)

Cowboys - FG Cunningham 25  
Cowboys - Wheaton 15 fumble return (Cunningham kick)

Attendance - 63,602

	Cardinals	Cowboys
First Downs	13	30
Total Net Yards	205	444
Net Yards Rushing	45	188
Net Yards Passing	160	256
Passes	33-14	32-22
Sacked/Yards	2/6	0/0
Passes Intercepted By	2	0
Punts-Average	8-46.0	4-49.5
Fumbles-Lost	2-2	2-1
Penalties-Yards	7-68	10-70
Time of Possession	22:35	37:25

### Rushing

Cardinals - Murrell, 13 for 33; Plummer, 3 for 8, 1 touchdown; Centers, 1 for 2.

Cowboys - E. Smith, 29 for 124; Aikman, 5 for 43, 2 touchdowns; Johnston, 2 for 11; S. Williams, 6 for 9; B. Davis, 1 for 1.

### Passing

Cardinals - Plummer, 13 for 33 for 166 yards.  
Cowboys - Aikman, 22 of 32 for 256 yards, 2 touchdowns, 2 interceptions.

### Receiving

Cardinals - Moore, 4 for 84; Sanders, 4 for 33; Centers, 3 for 21; McWilliams, 1 for 17; Metcalf, 1 for 7; Murrell, 1 for 4.

Cowboys - Irvin, 9 for 119; Mills, 4 for 78, 1 touchdown; B. Davis, 3 for 33, 1 touchdown; E. Smith, 3 for 15; LaFleur, 2 for 8; Johnston, 1 for 3.

## Denver 42, Dallas 23 At Denver, Sept. 13, 1998

DALLAS	7	10	3	3	-	23
DENVER	21	14	0	7	-	42

Broncos - Sharpe 38 pass from Elway (Elam kick)  
Cowboys - Mills 36 pass from Aikman (Cunningham kick)

Broncos - Davis 63 run (Elam kick)  
Broncos - Davis 59 run (Elam kick)  
Cowboys - E. Smith 4 run (Cunningham kick)  
Broncos - Sharpe 23 pass from Elway (Elam kick)  
Cowboys - FG Cunningham 30  
Broncos - Elway 1 run (Elam kick)  
Cowboys - FG Cunningham 54  
Cowboys - FG Cunningham 26  
Broncos - Davis 3 run (Elam kick)

Attendance - 75,013

	Cowboys	Broncos
First Downs	18	21
Total Net Yards	370	515
Net Yards Rushing	169	209
Net Yards Passing	201	306
Passes	31-19	23-17
Sacked/Yards	1/0	0/0
Passes Intercepted By	0	0
Punts-Average	2-51.0	2-47.5
Fumbles-Lost	0-0	0-0
Penalties-Yards	4-19	4-25
Time of Possession	32:13	27:47

### Rushing

Cowboys - E. Smith, 20 for 93, 1 touchdown; S. Williams, 4 for 33; Gowin, 1 for 33; Aikman, 2 for 9; Garrett, 2 for 1; Johnston, 1 for 0.

Broncos - Davis, 23 for 191, 3 touchdowns; Loville, 6 for 15; Brister, 1 for 2; Elway, 1 for 1, 1 touchdown.

### Passing

Cowboys - Garrett, 14 of 19 for 113 yards; Aikman, 5 of 12 for 88 yards, 1 touchdown.

Broncos - Elway, 16 of 22 for 268 yards, 2 touchdowns; Brister, 1 of 1 for 38 yards.

### Receiving

Cowboys - Irvin, 6 for 81; B. Davis, 4 for 29; Johnston, 3 for 7; Mills, 2 for 42, 1 touchdown; S. Williams, 2 for 4; Bjornson, 1 for 31; E. Smith 1 for 7.

Broncos - Sharpe, 6 for 97, 2 touchdowns; McCaffrey, 5 for 117; R. Smith, 4 for 76; Chamberlain, 1 for 12; Green, 1 for 4.

## Dallas 31, New York Giants 7 At New York, Sept. 21, 1998

DALLAS	0	17	7	7	-	31
NY GIANTS	0	7	0	0	-	7

Cowboys - Sanders 59 punt return (Cunningham kick)

Giants - Toomer 36 pass from Kanell (Daluiso kick)

Cowboys - B. Davis 80 pass from Garrett (Cunningham kick)

Cowboys - FG Cunningham 40

Cowboys - S. Williams 18 run (Cunningham kick)

Cowboys - Sanders 71 interception return (Cunningham kick)

Attendance - 78,039

	Cowboys	Giants
First Downs	11	16
Total Net Yards	302	252
Net Yards Rushing	78	56
Net Yards Passing	224	196
Passes	27-11	53-26
Sacked/Yards	0/0	4/35
Passes Intercepted By	3	0
Punts-Average	9-43.2	10-43.8
Fumbles-Lost	2-0	2-1
Penalties-Yards	8-67	11-92
Time of Possession	29:49	30:11

### Rushing

Cowboys - S. Williams, 21 for 60, 1 touchdown; E. Smith, 7 for 21; Quinn, 2 for 3.

Giants - Way, 9 for 26; Barber, 3 for 11; Wheatley, 3 for 8; Comella, 1 for 6; Kanell, 2 for 5.

### Passing

Cowboys - Garrett, 11 of 27 for 224 yards, 1 touchdown.

Giants - Kanell, 25 of 45 for 228 yards, 1 touchdown, 2 interceptions; Graham, 1 of 7 for 3 yards, 1 interception; Toomer, 0 of 1 for 0 yards.

### Receiving

Cowboys - Irvin, 5 for 67; E. Smith, 3 for 18; B. Davis, 1 for 80, 1 touchdown; Sanders, 1 for 55; Johnston, 1 for 4.

Giants - Calloway, 7 for 77; Hilliard, 5 for 61; Way, 5 for 0; Barber, 4 for 23; Toomer, 2 for 54, 1 touchdown; Cross, 1 for 8; Patten, 1 for 5; Comella, 1 for 3.

## Oakland 13, Dallas 12 At Dallas, Sept. 27, 1998

OAKLAND	3	7	0	3	-	13
DALLAS	0	3	0	9	-	12

Raiders - FG Davis 30

Cowboys - FG Cunningham 40

Raiders - Jett 75 pass from George (Davis kick)

Raiders - FG Davis 38

Cowboys - E. Smith 1 run (Cunningham kick)

Cowboys - Wheaton tackles Araguz in end zone for safety

Attendance - 63,544



	Raiders	Cowboys
First Downs.....	13	16
Total Net Yards.....	288	275
Net Yards Rushing.....	129	68
Net Yards Passing.....	159	207
Passes.....	20-12	33-18
Sacked/Yards.....	2/12	2/15
Passes Intercepted By.....	2	0
Punts-Average.....	5-46.4	5-38.8
Fumbles-Lost.....	1-0	1-1
Penalties-Yards.....	4-20	4-20
Time of Possession.....	30:45	29:15

**Rushing**

Raiders - Kaufman, 24 for 116; H. Williams, 7 for 27; Ritchie, 1 for 2; George, 4 for -4; Araguz, 1 for -12.  
Cowboys - E. Smith, 21 for 59, 1 touchdown; Garrett, 2 for 5; Warren 1 for 4; Johnston, 1 for 0.

**Passing**

Raiders - George, 12 of 20 for 171 yards, 1 touchdown.

Cowboys - Garrett, 18 of 33 for 222 yards, 2 interceptions.

**Receiving**

Raiders - Brown, 4 for 35; Dudley, 3 for 53; Kaufman, 3 for 2; Jett, 1 for 75, 1 touchdown; Mikens, 1 for 6.

Cowboys - Irvin, 6 for 89; B. Davis, 4 for 87; Mills, 4 for 27; Warren, 2 for 13; Johnston, 2 for 6.

### Dallas 31, Washington 10 At Washington, Oct. 4, 1998

DALLAS.....	3	14	7	7	-	31
WASHINGTON.....	7	3	0	0	-	10

Redskins - Shepherd 40 pass from T. Green (Blanchard kick)

Cowboys - FG Cunningham 42

Cowboys - E. Smith 3 run (Cunningham kick)

Cowboys - Mills 43 pass from Garrett (Cunningham kick)

Redskins - FG Blanchard 31

Cowboys - Warren 6 run (Cunningham kick)

Cowboys - Warren 6 run (Cunningham kick)

Attendance - 72,284

	Cowboys	Redskins
First Downs.....	21	14
Total Net Yards.....	387	256
Net Yards Rushing.....	224	92
Net Yards Passing.....	163	164
Passes.....	17-14	29-13
Sacked/Yards.....	2/6	4/29
Passes Intercepted By.....	1	0
Punts-Average.....	4-48.0	7-44.1
Fumbles-Lost.....	2-1	1-0
Penalties-Yards.....	8-60	6-52
Time of Possession.....	35:36	24:24

**Rushing**

Cowboys - E. Smith, 28 for 120 yards, 1 touchdown; Warren, 14 for 104, 2 touchdowns; Garrett, 1 for 0.

Redskins - Allen, 19 for 82; T. Green, 3 for 10.

**Passing**

Cowboys - Garrett, 14 of 17 for 169 yards, 1 touchdown.

Redskins - T. Green, 13 of 29 for 193 yards, 1 touchdown, 1 interception.

**Receiving**

Cowboys - LaFleur, 4 for 29; Mills, 2 for 72, 1 touchdown; B. Davis, 2 for 41; Sanders, 2 for 14; Irvin, 1 for 14; Bjornson, 1 for 4; Johnston, 1 for 1; Warren, 1 for -6.

Redskins - Westbrook, 4 for 42; Asher, 3 for 42; Shepherd, 2 for 82, 1 touchdown, Allen, 2 for 23; Alexander, 1 for 3; Mitchell, 1 for 1.

### Dallas 27, Carolina 20 At Dallas, Oct. 11, 1998

CAROLINA.....	7	7	0	6	-	20
DALLAS.....	3	7	14	3	-	27

Cowboys - FG Cunningham 27  
Panthers - Ismail 35 pass from Beuerlein (Kasay kick)  
Panthers - Ismail 16 pass from Beuerlein (Kasay kick)  
Cowboys - Mills 18 pass from Garrett (Cunningham kick)  
Cowboys - Warren 6 pass from Garrett (Cunningham kick)  
Cowboys - E. Smith 2 run (Cunningham kick)  
Cowboys - FG Cunningham 38  
Panthers - Floyd 3 pass from Beuerlein (kick blocked)

Attendance - 64,181

	Panthers	Cowboys
First Downs.....	16	22
Total Net Yards.....	302	428
Net Yards Rushing.....	35	151
Net Yards Passing.....	267	277
Passes.....	32-22	22-14
Sacked/Yards.....	4/19	2/10
Passes Intercepted By.....	0	1
Punts-Average.....	4-41.8	3-42.0
Fumbles-Lost.....	4-2	2-2
Penalties-Yards.....	12-83	6-77
Time of Possession.....	28:17	31:43

**Rushing**

Panthers - Johnson, 16 for 28; Floyd, 3 for 5; Beuerlein, 2 for 2.

Cowboys - E. Smith, 21 for 112, 1 touchdown; Warren, 11 for 27; Garrett, 2 for 5; B. Davis, 1 for 4; Johnston, 1 for 3.

**Passing**

Panthers - Beuerlein, 22 of 32 for 286 yards, 3 touchdowns, 1 interception.

Cowboys - Garrett, 14 of 22 for 287 yards, 2 touchdowns.

**Receiving**

Panthers - Ismail, 6 for 117, 2 touchdowns; Muhammad, 5 for 63; Walls, 4 for 43; Johnson, 3 for 33; Floyd, 3 for 14; Carrier, 1 for 16.

Cowboys - Irvin, 6 for 146; Mills, 5 for 110, 1 touchdown; B. Davis, 1 for 23; Warren, 1 for 6, 1 touchdown; Sanders, 1 for 2.

### Chicago 13, Dallas 12 At Chicago, Oct. 18, 1998

DALLAS.....	3	3	6	0	-	12
CHICAGO.....	0	0	7	6	-	13

Cowboys - FG Cunningham 23

Cowboys - FG Cunningham 23

Bears - Penn 13 pass from Kramer (Jaeger kick)

Cowboys - LaFleur 1 pass from Garrett (two-point attempt failed)

Bears - FG Jaeger 22

Bears - FG Jaeger 29

Attendance - 59,201

	Cowboys	Bears
First Downs.....	13	18
Total Net Yards.....	236	299
Net Yards Rushing.....	108	79
Net Yards Passing.....	128	220
Passes.....	26-14	30-18
Sacked/Yards.....	1/8	3/13
Passes Intercepted By.....	1	1
Punts-Average.....	7-44.6	6-39.8
Fumbles-Lost.....	2-0	2-1
Penalties-Yards.....	11-92	4-28
Time of Possession.....	27:53	32:07

**Rushing**

Cowboys - E. Smith, 16 for 78; Warren, 3 for 20; Mills, 1 for 4; Garrett, 4 for 3; Johnston, 2 for 3.

Bears - Enis, 12 for 30; Bennett, 12 for 28; Chancey, 3 for 17; Conway, 1 for 3; Hallock, 1 for 1; Kramer, 2 for 0.

**Passing**

Cowboys - Garrett, 14 of 26 for 136 yards, 1 touchdown, 1 interception.

Bears - Kramer, 18 of 30 for 233 yards, 1 touchdown, 1 interception.





### Receiving

Cowboys - Irvin, 5 for 62; Mills, 3 for 21; Warren, 2 for 10; Bjornson, 1 for 34; Davis, 1 for 8; LaFleur, 1 for 1, 1 touchdown; Johnston, 1 for 0.

Bears - Penn, 5 for 66, 1 touchdown; Mayes, 4 for 57; Engram, 3 for 49; Conway, 2 for 29; Milburn, 2 for 18; Chancey, 1 for 9; Wetnight, 1 for 5.

## Dallas 34, Philadelphia 0 At Philadelphia, Nov. 2, 1998

DALLAS	.....	10	7	10	7	-	34
PHILADELPHIA	.....	0	0	0	0	-	0

Cowboys - FG Cunningham 33  
Cowboys - Irvin 10 pass from Aikman (Cunningham kick)

Cowboys - Sanders 69 punt return (Cunningham kick)

Cowboys - LaFleur 9 pass from Aikman (Cunningham kick)

Cowboys - FG Cunningham 25  
Cowboys - E. Smith 15 run (Cunningham kick)

Attendance - 67,002

	Cowboys	Eagles
First Downs	.....20	.....15
Total Net Yards	.....294	.....200
Net Yards Rushing	.....121	.....96
Net Yards Passing	.....173	.....104
Passes	.....27-15	.....42-13
Sacked/Yards	.....2/8	.....3/20
Passes Intercepted By	.....2	.....0
Punts-Average	.....6-46.0	.....8-40.4
Fumbles-Lost	.....0-0	.....2-1
Penalties-Yards	.....10-130	.....11-110
Time of Possession	.....24:20	.....24:20

### Rushing

Cowboys - E. Smith, 23 for 101, 1 touchdown; Warren, 7 for 21; B. Davis, 1 for 2; Johnston, 1 for 0; Mills, 1 for 0; Aikman, 1 for -1; Quinn, 2 for -2.

Eagles - Staley, 5 for 56; Garner, 7 for 15; Fryar, 1 for 12; Peete, 1 for 8; Hoying, 2 for 5; Turner, 1 for 4; Hankton, 1 for -4.

### Passing

Cowboys - Aikman, 14 of 26 for 171 yards, 2 touchdowns; Quinn, 1 of 1 for 10 yards.

Eagles - Hoying, 13 of 39 for 124 yards, 2 interceptions; Peete, 0 of 3 for 0 yards.

### Receiving

Cowboys - Irvin, 3 for 32, 1 touchdown; B. Davis, 2 for 55; Mills, 2 for 29; LaFleur, 2 for 16, 1 touchdown; Warren, 2 for 12; Sanders, 1 for 11; E. Smith, 1 for 11; Ogden, 1 for 10; Johnston, 1 for 5.

Eagles - Fryar, 4 for 22; Turner, 3 for 31; Dunn, 2 for 29; Staley, 2 for 26; Solomon, 2 for 16.

## Dallas 16, New York Giants 6 At Dallas, Nov. 8, 1998

NEW YORK	.....	3	3	0	0	-	6
DALLAS	.....	3	3	3	7	-	16

Cowboys - FG Cunningham 37

Giants - FG Daluiso 32

Cowboys - FG Cunningham 40

Giants - FG Daluiso 23

Cowboys - FG Cunningham 19

Cowboys - Bjornson 2 pass from Aikman (Cunningham kick)

Attendance - 64,316

	Giants	Cowboys
First Downs	.....15	.....16
Total Net Yards	.....286	.....327
Net Yards Rushing	.....159	.....162
Net Yards Passing	.....127	.....165
Passes	.....24-12	.....26-17
Sacked/Yards	.....3/12	.....0/0
Passes Intercepted By	.....0	.....0
Punts-Average	.....5-42.2	.....3-43.7
Fumbles-Lost	.....1-1	.....0-0
Penalties-Yards	.....6-43	.....7-36
Time of Possession	.....26:34	.....33:26

### Rushing

Giants - Brown, 15 for 119; Way, 6 for 19; Barber, 6 for 17; Kanell, 1 for 4.

Cowboys - E. Smith, 29 for 163; Warren, 2 for 1; Aikman, 2 for -2.

### Passing

Giants - Kanell, 12 of 24 for 139 yards.

Cowboys - Aikman, 16 of 23 for 161 yards, 1 touchdown; Garrett, 1 of 3 for 4 yards.

### Receiving

Giants - Way, 4 for 17; Calloway, 3 for 66; Patten, 2 for 9; Jurevicius, 1 for 17; Hilliard, 1 for 16; Toomer, 1 for 14.

Cowboys - E. Smith, 5 for 19; Mills, 3 for 69; Irvin, 3 for 23; Sanders, 2 for 18; Davis, 1 for 21; LaFleur, 1 for 8; Johnston, 1 for 5; Bjornson, 1 for 2, 1 touchdown.

## Dallas 35, Arizona 28 At Arizona, Nov. 15, 1998

DALLAS	.....	14	14	7	0	-	35
ARIZONA	.....	0	7	14	7	-	28

Cowboys - Warren 3 run (Cunningham kick)

Cowboys - Johnston 1 pass from Aikman (Cunningham kick)

Cowboys - E. Smith 1 run (Cunningham kick)

Cowboys - E. Smith 1 run (Cunningham kick)

Cardinals - Sanders 2 pass from Plummer (Nedney kick)

Cardinals - Bates 2 run (Nedney kick)

Cowboys - E. Smith 3 run (Cunningham kick)

Cardinals - Moore 4 pass from Plummer (Nedney kick)

Cardinals - Murrell 7 pass from Plummer (Nedney kick)

Attendance - 71,670

	Cowboys	Cardinals
First Downs	.....23	.....28
Total Net Yards	.....354	.....480
Net Yards Rushing	.....146	.....32
Net Yards Passing	.....208	.....448
Passes	.....18-14	.....56-31
Sacked/Yards	.....0/0	.....3/17
Passes Intercepted By	.....1	.....0
Punts-Average	.....5-40.0	.....2-47.0
Fumbles-Lost	.....0-0	.....1-1
Penalties-Yards	.....7-47	.....4-25
Time of Possession	.....29:56	.....30:04

### Rushing

Cowboys - E. Smith, 26 for 118, 3 touchdowns; Warren, 7 for 25, 1 touchdown; Mills, 1 for 5; Aikman, 1 for -2.

Cardinals - Murrell, 14 for 34; Plummer, 3 for 6; Centers, 1 for 4; Bates, 2 for 1, 1 touchdown; Sanders, 1 for -13.

### Passing

Cowboys - Aikman, 14 of 18 for 208 yards, 1 touchdown.

Cardinals - Plummer, 31 of 56 for 465 yards, 3 touchdowns, 1 interception.

### Receiving

Cowboys - B. Davis, 3 for 70; LaFleur, 3 for 33; Mills, 2 for 28; E. Smith, 2 for 16; Bjornson, 1 for 43; Jeffers, 1 for 11; Warren, 1 for 6; Johnston, 1 for 1, 1 touchdown.

Cardinals - Sanders, 11 for 190, 1 touchdown; Metcalf, 6 for 89; Moore, 3 for 77, 1 touchdown; Gedney, 3 for 67; Murrell, 3 for 16, 1 touchdown; Centers, 3 for 7; McWilliams, 2 for 19.

## Dallas 30, Seattle 22 At Dallas, Nov. 22, 1998

SEATTLE	.....	0	14	0	8		22
DALLAS	.....	10	6	0	14		30



Cowboys - FG Cunningham 47
Cowboys - E. Smith 8 pass from Aikman (Cunningham kick)
Seahawks - Galloway 44 pass from Moon (Peterson kick)
Cowboys - FG Cunningham 44
Seahawks - Adams 25 interception return (Peterson kick)
Cowboys - FG Cunningham 28
Cowboys - B. Davis 18 pass from Aikman (Cunningham kick)
Cowboys - Warren 1 run (Cunningham kick)
Seahawks - McKnight 5 pass from Moon (Watters run)
Attendance - 64,142

Seahawks	Cowboys
First Downs.....17	.....29
Total Net Yards.....249	.....465
Net Yards Rushing.....66	.....173
Net Yards Passing.....183	.....292
Passes.....28-15	.....42-28
Sacked/Yards.....2/18	.....1/4
Passes Intercepted By.....1	.....1
Punts-Average.....4-43.8	.....3-40.3
Fumbles-Lost.....1-1	.....1-0
Penalties-Yards.....5-19	.....15-129
Time of Possession.....21:34	.....38:26

**Rushing**

Seahawks - Watters, 16 for 66; Strong 1 for 0.  
Cowboys - E. Smith, 17 for 74; Warren, 12 for 71, 1 touchdown; Aikman, 5 for 14; Ogden, 1 for 12; S. Williams, 1 for 2.

**Passing**

Seahawks - Moon, 15 of 28 for 201 yards, 2 touchdowns, 1 interception.  
Cowboys - Aikman, 28 of 42 for 296 yards, 2 touchdowns, 1 interception.

**Receiving**

Seahawks - Pritchard, 6 for 72; Galloway, 4 for 71, 1 touchdown; McKnight, 3 for 32; 1 touchdown; Milli, 1 for 20; Watters, 1 for 6.

Cowboys - Irvin, 8 for 98; B. Davis, 4 for 51, 1 touchdown; Ogden, 4 for 26; LaFleur, 3 for 39; Warren, 3 for 20; Jeffers, 2 for 40; E. Smith, 1 for 8, 1 touchdown; Johnston, 1 for 7; Bjornson, 1 for 4; Mills, 1 for 3.

**Minnesota 46, Dallas 36**

At Dallas, Nov. 26, 1998

MINNESOTA.....	21	3	15	7	-	46
DALLAS.....	6	6	10	14	-	36

Vikings - Moss 51 pass from Cunningham (Anderson kick)
Cowboys - FG Cunningham 30
Vikings - Carter 54 pass from Cunningham (Anderson kick)
Cowboys - FG Cunningham 46
Vikings - Moss 56 pass from Cunningham (Anderson kick)
Cowboys - Jeffers 67 pass from Aikman (two-point attempt failed)
Vikings - FG Anderson 45
Cowboys - E. Smith 2 run (Cunningham kick)
Vikings - Hoard 12 run (Cunningham-to-Moss)
Cowboys - FG Cunningham 47
Vikings - Moss 56 pass from Cunningham (Anderson kick)
Cowboys - E. Smith 1 run (Cunningham kick)
Vikings - Hoard 50 run (Anderson kick)
Cowboys - E. Smith 4 run (Cunningham kick)
Attendance - 64,366

Vikings	Cowboys
First Downs.....21	.....32
Total Net Yards.....471	.....513
Net Yards Rushing.....118	.....58
Net Yards Passing.....353	.....455
Passes.....35-17	.....57-34
Sacked/Yards.....1/6	.....0/0
Passes Intercepted By.....0	.....1
Punts-Average.....4-38.3	.....4-44.0
Fumbles-Lost.....2-0	.....2-0
Penalties-Yards.....11-78	.....12-152
Time of Possession.....21:57	.....38:03

**Rushing**

Vikings - Hoard, 5 for 58, 2 touchdowns; R. Smith, 8 for 46; Cunningham, 3 for 8; Evans, 3 for 6.

Cowboys - E. Smith, 18 for 44, 3 touchdowns; S. Williams, 4 for 8; Aikman, 2 for 6.

**Passing**

Vikings - Cunningham, 17 of 35 for 359 yards, 4 touchdowns, 1 interception.

Cowboys - Aikman, 34 of 57 for 455 yards, 1 touchdown.

**Receiving**

Vikings - Carter, 7 for 135, 1 touchdown; Moss, 3 for 163, 3 touchdowns; Evans, 2 for 17; Hoard, 2 for 11; DeLong, 2 for 9; Glover, 1 for 24.

Cowboys - Irvin, 10 for 137; Johnston, 5 for 21; B. Davis, 4 for 70; E. Smith, 4 for 30; Jeffers, 3 for 92, 1 touchdown; LaFleur, 3 for 30; S. Williams, 2 for 43; Bjornson, 2 for 25; Ogden, 1 for 7.

**New Orleans 22, Dallas 3**

At New Orleans, Dec. 6, 1998

DALLAS.....	3	0	0	0	-	3
NEW ORLEANS.....	2	17	3	0	-	22

Saints - Safety - intentional grounding on Aikman in end zone

Cowboys - FG Cunningham 33

Saints - Craver 4 pass from Collins (Brien kick)

Saints - Hastings 89 pass from Collins (Brien kick)

Saints - FG Brien 53

Saints - FG Brien 53

Attendance - 65,065

Cowboys	Saints
First Downs.....10	.....17
Total Net Yards.....182	.....328
Net Yards Rushing.....8	.....113
Net Yards Passing.....174	.....215
Passes.....32-16	.....28-16
Sacked/Yards.....2/18	.....2/24
Passes Intercepted By.....1	.....0
Punts-Average.....7-45.6	.....3-51.0
Fumbles-Lost.....2-0	.....2-1
Penalties-Yards.....9-84	.....7-37
Time of Possession.....25:47	.....34:13

**Rushing**

Cowboys - E. Smith, 15 for 6; S. Williams, 2 for 2; Aikman, 1 for 0.

Saints - Perry, 12 for 38; Davis, 13 for 36; Hastings, 1 for 16; Craver, 5 for 14; Collins, 4 for 10; L. Smith, 1 for -1.

**Passing**

Cowboys - Aikman, 16 of 32 for 192 yards.

Saints - Collins, 16 of 28 for 239 yards, 2 touchdowns, 1 interception.

**Receiving**

Cowboys - Irvin, 5 for 74; Jeffers, 3 for 40; B. Davis, 3 for 36; S. Williams, 3 for 26; LaFleur, 1 for 12; Bjornson, 1 for 4.

Saints - Craver, 5 for 19, 1 touchdown; Hastings, 4 for 122, 1 touchdown; Guilford, 4 for 62; Dawkins, 2 for 27; Davis, 1 for 9.

**Kansas City 20, Dallas 17**

At Kansas City, Dec. 13, 1998

DALLAS.....	0	3	0	14	-	17
KANSAS CITY.....	3	0	14	3	-	20

Chiefs - FG Stoyanovich 24
Cowboys - FG Cunningham 32
Chiefs - Morris 1 run (Stoyanovich kick)
Chiefs - Gannon 9 run (Stoyanovich kick)
Cowboys - Jeffers 28 pass from Aikman (Cunningham kick)
Chiefs - FG Stoyanovich 43
Cowboys - E. Smith 8 pass from Aikman (Cunningham kick)
Attendance - 77,697





Cowboys	Chiefs
First Downs.....14	.....23
Total Net Yards.....247	.....383
Net Yards Rushing.....51	.....183
Net Yards Passing.....196	.....200
Passes.....35-18	.....41-19
Sacked/Yards.....1/3	.....0/0
Passes Intercepted By.....0	.....1
Punts-Average.....6-36.5	.....5-44.0
Fumbles-Lost.....1-1	.....0-0
Penalties-Yards.....5-31	.....12-75
Time of Possession.....22:40	.....37:20

**Rushing**

Cowboys - E. Smith, 14 for 42; B. Davis, 1 for 8; Irvin, 1 for 1.

Chiefs - Morris, 27 for 137, 1 touchdown; Gannon, 6 for 23, 1 touchdown; Anders, 3 for 17; Bennett, 2 for 6.

**Passing**

Cowboys - Aikman, 18 of 35 for 199 yards, 2 touchdowns, 1 interception.

Chiefs - Gannon, 19 of 41 for 200 yards.

**Receiving**

Cowboys - Jeffers, 5 for 74, 1 touchdown; E. Smith, 4 for 41, 1 touchdown; Bjornson, 3 for 16; B. Davis, 2 for 27; Ogden, 2 for 20; S. Williams, 1 for 12; Irvin, 1 for 9.

Chiefs - Gonzalez, 5 for 65; Alexander, 5 for 53; Anders, 4 for 39; Morris, 2 for 18; Rison, 1 for 11; Horn, 1 for 9; Bennett, 1 for 5.

### Dallas 13, Philadelphia 9

At Dallas, Dec. 20, 1998

PHILADELPHIA.....	3	0	3	3	-	9
DALLAS.....	7	0	6	0	-	13

Eagles - FG Boniol 21  
Cowboys - Bjornson 7 run (Cunningham kick)  
Eagles - FG Boniol 41  
Cowboys - FG Cunningham 42  
Cowboys - FG Cunningham 41  
Eagles - FG Boniol 39  
Attendance - 62,722

Eagles	Cowboys
First Downs.....15	.....11
Total Net Yards.....356	.....248
Net Yards Rushing.....125	.....153
Net Yards Passing.....231	.....95
Passes.....43-24	.....23-10
Sacked/Yards.....0/0	.....3/25
Passes Intercepted By.....1	.....1
Punts-Average.....6-33.5	.....7-38.7
Fumbles-Lost.....1-0	.....1-1
Penalties-Yards.....9-60	.....7-64
Time of Possession.....30:52	.....29:08

**Rushing**

Eagles - Staley, 18 for 67; Walker, 3 for 40; Turner, 3 for 10; Detmer, 2 for 8.

Cowboys - E. Smith, 25 for 110; Warren, 2 for 18; S. Williams, 3 for 16; Bjornson, 1 for 7, 1 touchdown; Aikman, 3 for 2.

**Passing**

Eagles - Detmer, 24 of 43 for 231 yards, 1 interception.

Cowboys - Aikman, 10 of 23 for 120 yards, 1 interception.

**Receiving**

Eagles - Staley, 7 for 53; Graham, 6 for 71; Fryar, 5 for 61; Turner, 3 for 18; Fontenot, 2 for 27; Jordan, 1 for 1.

Cowboys - Irvin, 4 for 56; Jeffers, 2 for 23; E. Smith, 2 for 9; Clay, 1 for 27; Warren, 1 for 5.

### Dallas 23, Washington 7

At Dallas, Dec. 27, 1998

WASHINGTON.....	7	0	0	0	-	7
DALLAS.....	3	17	0	3	-	23

Cowboys - FG Cunningham 34  
Redskins - Shepherd 6 pass from T. Green (Blanchard kick)

Cowboys - E. Smith 1 run (Cunningham kick)  
Cowboys - E. Smith 26 run (Cunningham kick)  
Cowboys - FG Cunningham 23  
Cowboys - FG Cunningham 26  
Attendance - 63,565

Redskins	Cowboys
First Downs.....14	.....22
Total Net Yards.....292	.....378
Net Yards Rushing.....80	.....156
Net Yards Passing.....212	.....222
Passes.....36-21	.....26-15
Sacked/Yards.....1/11	.....2/13
Passes Intercepted By.....0	.....1
Punts-Average.....6-37.7	.....3-38.7
Fumbles-Lost.....1-1	.....0-0
Penalties-Yards.....7-102	.....5-30
Time of Possession.....27:34	.....52:26

**Rushing**

Redskins - Davis, 17 for 70; T. Green, 1 for 11; Mitchell, 2 for 4; Shepherd, 1 for -5.

Cowboys - S. Williams, 23 for 90; E. Smith, 10 for 67, 2 touchdowns; Quinn, 1 for -1.

**Passing**

Redskins - T. Green, 21 of 35 for 223 yards, 1 touchdown, 1 interception; Mitchell, 0 for 1.

Cowboys - Aikman, 10 of 15 for 184 yards; Garrett, 5 of 11 for 51 yards.

**Receiving**

Redskins - Shepherd, 5 for 79, 1 touchdown; Alexander, 4 for 39; Sellers, 3 for 18; Connell, 2 for 30; Ellard, 2 for 29; Thomas, 2 for 18; Mitchell, 2 for 9; Davis, 1 for 1.

Cowboys - B. Davis, 4 for 60; Bjornson, 3 for 55; S. Williams, 3 for 19; Irvin, 2 for 50; Jeffers, 2 for 50; E. Smith, 1 for 1.

### NFC WILD CARD GAME

#### Arizona 20, Dallas 7

At Dallas, Jan. 2, 1999

ARIZONA.....	7	3	7	3	-	20
DALLAS.....	0	0	0	7	-	7

Cardinals - Murrell 12 pass from Plummer (Jacke kick)  
Cardinals - FG Jacke 37  
Cardinals - Centers 3 pass from Plummer (Jacke kick)  
Cardinals - FG Jacke 46  
Cowboys - B. Davis 6 pass from Aikman (Cunningham kick)  
Attendance - 62,969

Cardinals	Cowboys
First Downs.....14	.....20
Total Net Yards.....346	.....260
Net Yards Rushing.....133	.....96
Net Yards Passing.....213	.....164
Passes.....36-19	.....49-22
Sacked/Yards.....0/0	.....4/27
Passes Intercepted By.....3	.....2
Punts-Average.....8-37.9	.....6-41.3
Fumbles-Lost.....0-0	.....2-0
Penalties-Yards.....7-55	.....5-35
Time of Possession.....30:02	.....29:58

**Rushing**

Cardinals - Murrell, 12 for 95; Bates, 11 for 32; Centers, 3 for 5; Plummer, 3 for 1.

Cowboys - E. Smith, 16 for 74; S. Williams, 3 for 22; Aikman, 1 for 0.

**Passing**

Cardinals - Plummer, 19 of 36 for 213 yards, 2 touchdowns, 2 interceptions.

Cowboys - Aikman, 22 of 49 for 191 yards, 1 touchdown, 3 interceptions.

**Receiving**

Cardinals - Moore, 5 for 41; Sanders, 3 for 72; Metcalf, 3 for 48; Centers, 3 for 16, 1 touchdown; Murrell, 2 for 16, 1 touchdown; Gedney, 2 for 15; McWilliams, 1 for 5.

Cowboys - Jeffers, 7 for 92; Irvin, 4 for 32; B. Davis, 4 for 25, 1 touchdown; Bjornson, 2 for 12; S. Williams, 2 for 6; E. Smith, 1 for 10; Clay, 1 for 9; Johnston, 1 for 5.



## 1998 Regular Season Statistics

## RESULTS AND ATTENDANCE (10-6)

W 38-10	ARIZONA	63,602	SO
L 23-42	@ Denver	75,013	SO
W 31-7	@ New York Giants	78,039	SO
L 12-13	OAKLAND	63,544	SO
W 31-10	@ Washington	72,284	SO
W 27-20	CAROLINA	64,181	SO
L 12-13	@ Chicago	59,201	SO
W 34-0	@ Philadelphia	67,002	SO
W 16-6	NEW YORK GIANTS	64,316	SO
W 35-28	@ Arizona	69,923	SO
W 30-22	SEATTLE	64,142	SO
L 36-46	MINNESOTA	64,366	SO
L 3-22	@ New Orleans	65,065	SO
L 17-20	@ Kansas City	77,697	SO
W 13-9	PHILADELPHIA	62,722	SO
W 23-7	WASHINGTON	63,565	SO

## TEAM STATISTICS

	DALLAS	OPP
FIRST DOWNS	308	276
Rushing	125	84
Passing	154	162
Penalty	29	30
Third Down-Made/Att	76/206	71/210
Third Down Efficiency	36.9	33.8
Fourth Down-Made/Att	8/12	5/20
TOTAL NET YARDS	5,450	5,164
Avg. Per Game	340.6	322.8
Total Plays	992	988
Avg. Per Play	5.5	5.2
NET YARDS RUSHING	2,014	1,619
Avg. Per Game	125.9	101.2
Total Rushes	499	401
Avg. Per Rush	4.0	4.0
NET YARDS PASSING	3,436	3,545
Avg. Per Game	214.8	221.6
Sacked/Yards Lost	19/110	34/222
Gross Yards	3,546	3,767
Attempts/Completions	474/279	553/290
Pct. of Completions	58.9	52.4
Had Intercepted	8	14
PUNTS/AVERAGE	78/42.8	85/42.4
Net Punting Average	36.6	35.0
PUNT RET./AVG	39/12.6	34/6.2
KICKOFF RET./AVG	51/23.4	69/18.5
INT./AVG. RET.	14/17.9	8/15.1
PENALTIES/YARDS	128/1,108	120/917
FUMBLES/BALL LOST	18/7	23/12
TOUCHDOWNS	42	32
Rushing	21	10
Passing	17	21
Returns	4	1
EXTRA POINT/ATTEMPTS	40/42	31/32
Kicking Made-Attempts	40/40	29/30
Passing Made-Attempts	0/2	1/1
Rushing Made-Attempts	0/0	1/1
FIELD GOALS/ATTEMPTS	29/35	16/19
AVG TIME OF POSS.	31:50	28:10

## FIELD GOALS

	11-19	20-29	30-39	40-49	50+
Cunningham	1-1	9-9	8-11	10-11	1-3
COWBOYS	1-1	9-9	8-11	10-11	1-3
Opponents	0-0	6-6	5-5	3-6	2-2
Cunningham: (25),(30,54,26),(40,38M),(40,37M),(42),(27,55M,38),(23,23),(33,25),(37,38M,40,19),(47,44,28),(30,46,47),(33),(32),(51M,42,41),(49M,34,23,26)					
Opponents: (22),(0),(1),(30,48M,38),(31),(1),(22,29),(1),(32,23),(40B),(1),(45),(53,53),(24,43),(21,48M,41,39),(1)					

## SCORE BY QUARTERS

	1	2	3	4	OT	T
COWBOYS	72	124	80	105	-	381
Opponents	77	82	66	105	-	275

## RUSHING

	ATT	YDS	AVG	LG	TD
E. Smith	319	1,332	4.2	32	13
Warren	59	291	4.9	49	4
S. Williams	64	220	3.4	24	1
Aikman	22	69	3.1	23	2
Gowin	1	33	33.0	33	0
Johnston	8	17	2.1	6	0
B. Davis	4	15	3.8	8	0
Garrett	11	14	1.3	5	0
Ogden	1	12	12.0	12	0
Mills	3	9	3.0	5	0
Bjornson	1	7	7.0	7	1
Irvin	1	1	1.0	1	0
Quinn	5	-6	-1.2	-1	0
COWBOYS TOT	499	2,014	4.0	49	21
Opp. Totals	401	1,619	4.0	63	10

## RECEIVING

	NO	YDS	AVG	LG	TD
Irvin	74	1,057	14.3	51	1
B. Davis	39	691	17.7	80	3
Mills	28	479	17.1	43	4
E. Smith	27	175	6.5	24	2
LaFleur	20	176	8.8	24	2
Jeffers	18	330	18.3	67	2
Johnston	18	60	3.3	9	1
Bjornson	15	218	14.5	43	1
Warren	13	66	5.1	15	1
S. Williams	11	104	9.5	30	0
Ogden	8	63	7.9	12	0
Sanders	7	100	14.3	55	0
Clay	1	27	27.0	27	0
COWBOYS TOT	279	3,546	12.7	80	17
Opp. Totals	290	3,767	13.0	89	21

## INTERCEPTIONS

	NO	YDS	AVG	LG	TD
Sanders	5	153	30.6	71	1
K. Smith	2	31	15.5	22	0
Mathis	2	0	0.0	0	0
Wheaton	1	41	41.0	41	0
Coakley	1	18	18.0	18	0
Reese	1	6	6.0	6	0
Woodson	1	1	1.0	1	0
Godfrey	1	0	0.0	0	0
COWBOYS TOT	14	250	17.9	71	1
Opp. Totals	8	121	15.1	30	1

## PUNTING

	NO	YDS	AVG	TB	IN	LG	BL	NET
Gowin	77	3,342	43.4	14	31	65	1	36.6
COWBOYS	78	3,342	42.8	14	31	65	1	36.6
Opp. Totals	85	3,604	42.4	7	22	65	0	35.0

## PUNT RETURNS

	NO	FC	YDS	AVG	LG	TD
Sanders	24	8	375	15.6	69	2
Hughes	10	3	93	9.3	35	0
Warren	2	1	11	5.5	6	0
Mathis	2	1	3	1.5	5	0
K. Smith	1	0	11	11.0	11	0
COWBOYS TOT	39	13	493	12.6	69	2
Opp. Totals	34	13	210	6.2	18	0

## KICKOFF RETURNS

	NO	YDS	AVG	LG	TD
Mathis	25	621	24.8	42	0
Hughes	11	274	24.9	36	0
Warren	5	90	18.0	23	0
S. Williams	4	103	25.8	40	0
Ogden	3	65	21.7	28	0
Sanders	1	16	16.0	16	0
LaFleur	1	12	12.0	12	0
B. Davis	1	10	10.0	10	0
COWBOYS TOT	51	1,191	23.4	42	0
Opp. Totals	69	1,274	18.5	44	0

1998 Season





SCORING	TDR	TDP	TDR1	2PL	FG	PAT	S	TP
Cunningham.....	0	0	0	0	29/35	40/40	0	127
E. Smith.....	13	2	0	0	0/0	0/0	0	90
Warren.....	4	1	0	0	0/0	0/0	0	30
Mills.....	0	4	0	0	0/0	0/0	0	24
B. Davis.....	0	3	0	0	0/0	0/0	0	18
Sanders.....	0	0	3*	0	0/0	0/0	0	18
Aikman.....	2	0	0	0	0/0	0/0	0	12
Bjornson.....	1	1	0	0	0/0	0/0	0	12
Jeffers.....	0	2	0	0	0/0	0/0	0	12
LaFleur.....	0	2	0	0	0/0	0/0	0	12
Wheaton.....	0	0	1*	0	0/0	0/0	1*	8
Irvin.....	0	1	0	0	0/0	0/0	0	6
Johnston.....	0	1	0	0	0/0	0/0	0	6
S. Williams.....	1	0	0	0	0/0	0/0	0	6

2-Pt Conversions: Cowboys 0-2; Opponents 2-2

\*15 yard fumble return vs. Arizona (9/6)

Tackled Araguz in end zone vs. Oakland (9/27)

\*59 yard punt return @ New York Giants (9/21)

71 yard interception return @ New York Giants (9/21)

69 yard punt return @ Philadelphia (11/2)

Adams 25 yard interception return vs. Seattle (11/22)

\*Aikman intentional grounding in end zone

@ New Orleans. (12/6)

COWBOYS TOT.	21	17	4	0	39/35	40/40	1	381
Opp. Totals.....	10	21	1*	2	16/19	29/30	1*	275

PASSING	ATT	COMP	YDS	PCT	AVG	TD	PCT	PCT	LG	SKS/YDS	RATING	
Aikman.....	315	187	2,330	59.4	7.40	12	3.8	5	1.6	67t	9/58	88.5
Garrett.....	158	91	1,206	57.6	7.63	5	3.2	3	1.9	80t	10/52	84.5
Quinn.....	1	1	10	100.0	10.00	0	0.0	0	0.0	10	0/0	108.3

COWBOYS

TOTALS.....	474	279	3,546	58.9	7.48	17	3.6	8	1.7	80t	19/110	87.2
Opp. Totals.....	553	290	3,767	52.4	6.81	21	3.8	14	2.5	89t	34/222	76.3

1998 REGULAR-SEASON DEFENSIVE STATISTICS

	Tackles		Sacks	Tkl/ Loss	QB Pres.	Int	Pass Def.	Fumbles For.-Rec.	Blk. Kick	Special Teams	
	Solo	Asst.								Solo	Asst.
1. Darren Woodson	74-62	—	36	3.0(-17)	4(-11)	2	1	11	2-0		8-2 — 10
2. Dexter Coakley	63-64	—	127	2.0(-14)	4(-9)	5	1	8	0-1		9-1 — 10
3. Fred Strickland	57-60	—	117		3(-4)	5		2			
4. Randall Godfrey	66-49	—	115	3.0(-22)	4(-10)	9	1	3	3-1		4-2 — 6
5. Omar Stoutmire	39-38	—	77	1.0(-9)	5(-15)	3		2	2-1		1-1 — 2
6. Kevin Smith	53-11	—	64		1(-1)		2	15	1-0		
7. Greg Ellis	38-25	—	63	3.0(-16)	5(-14)	22		5	1-1		
8. Kavika Pittman	32-27	—	59	6.0(-23)	3(-5)	16		7	1-2		
9. Chad Hennings	32-23	—	55	1.0(-9)	2(-3)	13		5	0-1	1	
10. George Teague	31-21	—	52	2.0(-24)				6			4-5 — 9
11. Leon Lett	34-17	—	51	4.0(-24)	7(-13)	20		1	1-0		
12. Kevin Mathis	32-9	—	41	1.0(-7)			2	8	1-2		1-4 — 5
13. Kenny Wheaton	21-15	—	36				1	3	1-2		3-3 — 6
14. Deion Sanders	25-3	—	28				5	8			
15. H. McCormack	10-18	—	28	5.0(-32)	1(-3)	3		2	1-1		
16. Charlie Williams	17-8	—	25					7			8-6 — 14
17. Artie Smith	12-12	—	24			7				1	
18. Michael Myers	9-14	—	23	3.0(-17)		5		2			
19. Robert Thomas	2-6	—	8		1(-3)			1			7-3 — 10
20. Izell Reese	4-3	—	7			1	1	1			12-9 — 21
21. Antonio Anderson	1-4	—	5		1(-1)						
22. Larry Brown	2-0	—	2								
Singor Mobley	2-0	—	2								5-5 — 10
24. Darren Hambrick	1-1	—	2					2	2-0		11-7 — 18
25. Terry Billups	0-0	—	0					1			
Sherman Williams											8-9 — 17
Billy Davis											5-6 — 11
Jeff Ogden											5-5 — 10
Dale Hellestrae											3-6 — 9
Patrick Jeffers											1-2 — 3
Toby Gowin											2-0 — 2
Nate Hemsley									1-0		2-0 — 2
Eric Bjornson											1-1 — 2
Nicky Sualua											0-1 — 1

# 1998 Postseason Statistics

## RESULTS AND ATTENDANCE (0-1)

L 7-20 Arizona 62,969 SO

TEAM STATISTICS	DALLAS	OPP
FIRST DOWNS	20	14
Rushing	5	2
Passing	12	11
Penalty	3	1
Third Down-Made/Att	5/15	6/17
Third Down Efficiency	33.3	35.3
Fourth Down-Made/Att	0/3	0/0
TOTAL NET YARDS	260	346
Avg. Per Game	260.0	346.0
Total Plays	73	65
Avg. Per Play	3.6	5.3
NET YARDS RUSHING	96	133
Avg. Per Game	96.0	133.0
Total Rushes	20	29
Avg. Per Rush	4.8	4.6
NET YARDS PASSING	164	213
Avg. Per Game	164.0	213.0
Sacked/Yards Lost	4/27	0/0
Gross Yards	191	213
Attempts/Completions	49/22	36/19
Pct. of Completions	44.9	52.8
Had Intercepted	3	2
PUNTS/AVERAGE	6/41.3	8/37.9
Net Punting Average	39.5	31.4
PUNT RET./AVG.	3/17.3	3/3.7
KICKOFF RET./AVG.	5/20.6	0/0
INT./AVG. RET.	2/9.5	1/4.0
PENALTIES/YARDS	5/35	7/55
FUMBLES/BALL LOST	2/0	0/0
TOUCHDOWNS	1	2
Rushing	0	0
Passing	1	2
Returns	0	0
EXTRA POINT/ATTEMPTS	1/1	2/2
Kicking Made-Attempts	1/1	2/2
Passing Made-Attempts	0/0	0/0
Rushing Made-Attempts	0/0	0/0
FIELD GOALS/ATTEMPTS	0/1	2/2
AVG TIME OF POSS.	29:58	30:02

SCORING	TDR	TDP	TDR1	2PL	FG	PAT	S	TP
B. Davis	0	1	0	0	0/0	0/0	0	6
Cunningham	0	0	0	0	0/1	1/1	0	1
COWBOYS TOT.	0	1	0	0	0/1	1/1	0	7
Opp. Totals	0	2	0	0	2/2	2/2	0	20

RUSHING	ATT	YDS	AVG	LG	TD
E. Smith	16	74	4.6	13	0
S. Williams	3	22	7.3	20	0
Aikman	1	0	0.0	0	0
COWBOYS TOT.	20	96	4.8	20	0
Opp. Totals	29	133	4.6	74	0

RECEIVING	NO	YDS	AVG	LG	TD
Jeffers	7	92	13.1	19	0
Irvin	4	32	8.0	11	0
B. Davis	4	25	6.3	11	1
Bjornson	2	12	6.0	9	0
S. Williams	2	6	3.0	4	0
E. Smith	1	10	10.0	10	0
Clay	1	9	9.0	9	0
Johnston	1	5	5.0	5	0
COWBOYS TOT.	22	191	8.7	19	1
Opp. Totals	19	213	11.2	59	2

INTERCEPTIONS	NO	YDS	AVG	LG	TD
Woodson	1	19	19.0	19	0
Mathis	1	0	0.0	0	0
COWBOYS TOT.	2	19	9.5	19	0
Opp. Totals	3	42	14.0	42	0

PUNTING	NO	YDS	AVG	TB	IN20	LG	BL	NET
Gowin	6	248	41.3	0	4	50	0	39.5
COWBOYS	6	248	41.3	0	4	50	0	39.5
Opp. Totals	8	303	37.9	0	3	46	0	31.4

PUNT RETURNS	NO	FC	YDS	AVG	LG	TD
Sanders	2	2	41	20.5	41	0
Hughes	1	1	11	11.0	11	0
COWBOYS TOT.	3	3	52	17.3	41	0
Opp. Totals	3	2	11	3.7	10	0

KICKOFF RETURNS	NO	YDS	AVG	LG	TD
Hughes	5	103	20.6	27	0
COWBOYS TOT.	5	103	20.6	27	0
Opp. Totals	0	0	0.0	0	0

FIELD GOALS	11-19	20-29	30-39	40-49	50+
Cunningham	0-0	0-0	0-1	0-0	0-0
COWBOYS	0-0	0-0	0-1	0-0	0-0
Opponents	0-0	0-0	1-1	1-1	0-0

SCORE BY QUARTERS	1	2	3	4	OT	T
COWBOYS	0	0	0	7	-	7
Opponents	7	3	7	3	-	20

## 1998 POSTSEASON DEFENSIVE STATISTICS

	Tackles			Sacks	Tkl/Loss	QB Pres.	Pass Int	Pass Def.	Fumbles For.-Rec.	Blk. Kick	Special Teams	
	Solo	Asst.	Total								Solo	Asst.
1. Kevin Mathis	11	0	11					1	4			
2. Fred Strickland	6	3	9									
3. Greg Ellis	2	6	8			1						
4. Randall Godfrey	4	2	6		2(-7)	1		1			1-0	1
5. Dexter Coakley	3	2	5								1-0	1
6. Darren Woodson	2	3	5			1	1	3				
7. Chad Hennings	4	0	4									
8. Darren Hambrick	1	3	4					1				
9. Leon Lett	2	1	3									
Deion Sanders	2	1	3									
11. Izell Reese	1	2	3									
12. Charlie Williams	2	0	2									
13. Artie Smith	1	1	2									
Omar Stoutmire	1	1	2									
George Teague	1	1	2									
16. Antonio Anderson	1	0	1									
Hurvin McCormack	1	0	1		1(-1)							
18. Michael Myers	0	1	1				1					
Patrick Jeffers											1-0	1
Robert Thomas											0-1	1





# 1998 Game-by-Game

## COWBOYS OFFENSE

	TOTAL OFFENSE										PEN. NO-YDS	FUM. NO/LT	TD	TDR	TDP	TDT	PAT	2-PT	FG							
	FIRST DOWNS		YDS	PLYS	RUSH	ATT	NET PASS	SK/YD	ATT	COM										1	PUNTS NO-AVG	PUNT RET. NO-AVG	KO-RET. NO-AVG			
	T	R	P	Pe																						
ARIZONA	30	12	15	3	444	75	188	43	256	0/0	32	22	2	4-49.5	5-11.2	1-38.0	10-70	2/1	5	2	2	1	5/5	0/0	1/1	
@ Denver	18	10	8	0	370	62	169	30	201	1/0	31	19	0	2-51.0	0-0.0	6-26.3	4-19	0/0	2	1	1	0	2/2	0/0	3/3	
@ N.Y. Giants	11	4	5	2	302	57	78	30	224	0/0	27	11	0	9-43.2	6-16.3	1-16.0	8-67	2/0	4	1	1	2	4/4	0/0	1/2	
OAKLAND	16	7	9	0	275	60	68	25	207	2/15	33	18	2	5-38.8	4-21.8	5-22.0	4-20	1/1	1	1	0	0	1/1	0/0	1/2	
@ Washington	21	14	6	1	387	62	224	43	163	2/6	17	14	0	4-48.0	2-2.0	3-18.7	8-60	2/1	4	3	1	0	4/4	0/0	1/1	
CAROLINA	22	7	12	3	428	60	151	36	277	2/10	22	14	0	3-42.0	0-0.0	4-19.5	6-77	2/2	3	1	2	0	3/3	0/0	2/3	
@ Chicago	13	7	6	0	236	53	108	26	128	1/8	26	14	1	7-44.6	2-0.5	3-21.3	11-92	2/0	1	0	1	0	0/0	0/1	2/2	
@ Philadelphia	20	6	10	4	294	65	121	36	173	2/8	27	15	0	6-46.0	3-26.3	1-28.0	10-130	0/0	4	1	2	1	4/4	0/0	2/2	
N.Y. GIANTS	16	7	8	1	327	59	162	33	165	0/0	26	17	0	3-43.7	3-18.7	3-33.7	7-36	0/0	1	0	1	0	1/1	0/0	3/4	
@ Arizona	23	12	10	1	354	53	146	35	208	0/0	18	14	0	5-40.0	1-1.0	2-25.5	7-47	0/0	5	4	1	0	5/5	0/0	0/0	
SEATTLE	29	10	17	2	465	79	173	36	292	1/4	42	28	1	3-40.3	2-5.5	4-16.8	15-129	1/0	3	1	2	0	3/3	0/0	3/3	
MINNESOTA	32	9	18	5	513	81	58	24	455	0/0	57	34	0	4-44.0	1-11.0	6-23.3	12-152	2/0	4	3	1	0	3/3	0/1	3/3	
@ New Orleans	10	1	8	1	192	52	8	18	174	2/18	32	16	0	7-45.6	1-9.0	2-21.5	9-84	2/0	0	0	0	0	0/0	0/0	1/1	
@ Kansas City	14	3	8	3	247	52	51	16	196	1/3	35	18	1	6-36.5	4-16.5	5-21.8	5-31	1/1	2	0	2	0	2/2	0/0	1/1	
PHILADELPHIA	11	7	4	0	248	60	153	34	95	3/25	23	10	1	7-38.7	3-1.3	3-23.3	7-64	1/1	1	1	0	0	1/1	0/0	2/3	
WASHINGTON	22	9	10	3	378	62	156	34	222	2/13	26	15	0	3-38.7	2-7.0	2-31.0	5-30	0/0	2	2	0	0	2/2	0/0	3/4	
TOTALS	308	125	154	29	5,450	992	2,014	499	3,436	19/110	474	279	8	78-42.8	39-12.6	51-23.4	128-1,108	18/7	42	21	17	4	40/40	0/2	23/35	
PLAYOFFS																										
ARIZONA	20	5	12	3	260	73	96	20	164	4/27	49	22	3	6-41.3	3-17.3	5-20.6	5-35	2/0	1	0	1	0	1/1	0/0	0/1	

# 1998 Game-by-Game

## COWBOYS DEFENSE

	FIRST DOWNS			YDS	PLYS	RUSH	ATT	PASS	TOTAL OFFENSE			PUNTS NO-AVG	PUNT RET. NO-AVG	KO-RET. NO-YDS	PEN. NO-YDS	FUM. NO/LT	TD	TDR	SCORING						
	T	R	Pb						NET	SK/YD	ATT								COM	I	TDP	Td1	PAT	2-PT	FG
ARIZONA	13	2	6	5	205	52	45	17	160	2/6	33	14	0	8-46.0	4-4.8	3-13.7	7-68	2/2	1	1	0	0	1/1	0/0	1/1
@ Denver	21	8	12	1	515	54	209	31	306	0/0	23	17	0	2-47.5	2-9.5	2-28.0	4-25	0/0	6	4	2	0	6/6	0/0	0/0
@ N.Y. Giants	16	1	11	4	252	75	56	18	196	4/35	53	26	3	10-43.8	5-8.2	5-11.4	11-92	2/1	1	0	1	0	1/1	0/0	0/0
OAKLAND	13	7	6	0	288	59	129	37	159	2/12	20	12	0	5-46.4	2-3.5	2-17.5	4-20	1/0	1	0	1	0	1/1	0/0	2/3
@ Washington	14	3	10	1	256	55	92	22	164	4/29	29	13	1	7-44.1	3-11.3	5-17.0	6-52	1/0	1	0	1	0	1/1	0/0	1/1
CAROLINA	16	3	12	1	304	57	37	21	267	4/19	32	22	1	4-41.8	3-10.0	6-21.3	12-83	4/2	3	0	3	0	2/3	0/0	0/0
@ Chicago	18	5	12	1	299	64	79	31	220	3/13	30	18	1	6-39.8	0-0.0	4-21.8	4-28	2/1	1	0	1	0	1/1	0/0	2/2
@ Philadelphia	15	4	7	4	200	63	96	18	104	3/20	42	13	2	8-40.4	3-5.7	6-18.7	11-110	2/1	0	0	0	0	0/0	0/0	0/0
N.Y. GIANTS	15	9	5	1	286	55	159	28	127	3/12	24	12	0	5-42.2	1-2.0	5-15.6	6-43	1/1	0	0	0	0	0/0	0/0	2/2
@ Arizona	28	5	21	2	480	80	32	21	448	3/17	56	31	1	2-47.0	1-13.0	5-21.0	4-25	1/1	4	1	3	0	4/4	0/0	0/1
SEATTLE	17	4	9	4	249	47	66	17	183	2/18	28	15	1	4-43.8	1-0.0	5-18.4	5-19	1/1	3	0	2	1	2/2	1/1	0/0
MINNESOTA	21	7	11	3	471	55	118	19	353	1/6	35	17	1	4-38.3	1-0.0	7-21.3	11-78	2/0	6	2	4	0	5/5	1/1	1/1
@ New Orleans	17	6	10	1	328	66	113	36	215	2/24	28	16	1	3-51.0	3-8.3	1-34.0	7-37	2/1	2	0	2	0	2/2	0/0	2/2
@ Kansas City	23	11	11	1	383	79	183	38	200	0/0	41	19	0	5-44.0	1-1.0	4-20.5	12-75	0/0	2	2	0	0	2/2	0/0	2/2
PHILADELPHIA	15	6	8	1	356	69	125	26	231	0/0	43	24	1	6-33.5	4-0.5	3-20.7	9-60	1/0	0	0	0	0	0/0	0/0	3/4
WASHINGTON	14	3	11	0	292	58	80	21	212	1/11	36	21	1	6-37.7	0-0.0	6-11.8	7-102	1/1	1	0	1	0	1/1	0/0	0/0
TOTALS	276	84	162	30	5,164	988	1,619	401	3,545	34/222	553	290	14	85-42.4	34-6.2	69-18.5	120-917	23/12	32	10	21	1	23/00	22	16/19

### PLAYOFFS

ARIZONA	14	2	11	1	346	65	133	29	213	0/0	36	19	2	8-37.9	3-17.3	5-20.6	7-55	0/0	2	0	2	0	2/2	0/0	2/2
---------	----	---	----	---	-----	----	-----	----	-----	-----	----	----	---	--------	--------	--------	------	-----	---	---	---	---	-----	-----	-----

1998  
Season





### JERRY JONES MINORITY COACHING FELLOWSHIP

The Jerry Jones Minority Coaching Fellowship was established 10 years ago to give minority college football coaches an intensive working experience on the NFL level. The purpose of this fellowship is to create an experience that will enable an individual coach to understand all dimensions of coaching with the Dallas Cowboys, from working with players in the classroom and on the field, to studying techniques and strategies with the other coaches, to handling administrative duties.

Beginning with training camp, the fellowship coaches are Dallas Cowboys coaches until responsibilities at their respective institutions begin. The coaches are housed at the Cowboys' training facilities and take part in every aspect of the football program, including on-field coaching, staff meeting participation and daily evaluation of current and prospective NFL players. During their stay with the Cowboys, each fellowship coach develops an understanding of the role of an NFL coach, of how to organize and formulate practice plans and game plans and of player evaluations.

"The fellowship coaches are an important part of our team during training camp," says Cowboys owner Jerry Jones. "We want them not only to learn, but to help us during this crucial time of preparing our team for the season. We believe this experience with the Cowboys will help minority coaches develop the background and contacts to move more rapidly into the NFL."

Past recipients of the Jerry Jones Minority Coaching Fellowship include:

- |   |   |
|---|---|
| <p><b>1989</b> <b>Clarence Brooks</b>, Syracuse University<br/>Desmond Robinson, West Virginia University</p> <p><b>1990</b> <b>John Blake</b>, University of Oklahoma<br/><b>Robert Ford</b>, Texas A&amp;M University<br/>Luther Palmer, Norfolk State University<br/>Michael Simpson, Albany State University</p> <p><b>1991</b> <b>John Blake</b>, University of Oklahoma<br/>Clarence James, University of Texas<br/>Michael Simpson, Albany State University<br/><b>Charlie Williams</b>, Texas Christian University</p> <p><b>1992</b> <b>Keith Armstrong</b>, Oklahoma State University<br/>Charles Coe, University of Tennessee<br/><b>Cary Godette</b>, Georgia Tech University<br/><b>Charlie Williams</b>, University of Minnesota</p> <p><b>1993</b> Ron Burton, University of North Carolina<br/>Osia Lewis, Oregon State University<br/><b>Randy Shannon</b>, University of Miami<br/>Ron Taylor, University of Tulsa</p> <p><b>1994</b> Ron Aiken, University of New Mexico</p> | <p>Calvin Miller, Oklahoma State University<br/>Leon Perry, Marshall University</p> <p><b>1995</b> Ron Aiken, Vanderbilt University<br/>Luther Palmer, Virginia Union University<br/>Leon Perry, Marshall University<br/>Ron Taylor, University of Tulsa<br/>Chris Wilson, Northern Illinois University</p> <p><b>1996</b> Charlie Coe, University of Pittsburgh<br/>Luther Palmer, Virginia Union University<br/>Donald Pittman, Texas A&amp;M-Kingsville<br/>Gary Smith, Southern University</p> <p><b>1997</b> <b>Michael London</b>, Boston College<br/><b>Tommye Robinson</b>, Texas Christian University<br/>Willard Scissum, University of Alabama</p> <p><b>1998</b> Greg Burns, University of Louisville<br/>Jerome Oliver, Air Force Academy<br/>Bradley Sherrod, Duke University</p> <p><b>BOLD</b> denotes coaches who later coached in the NFL</p> |
|---|---|

# The Records







# Cowboys All-Time Leaders

## RUSHING

Player	Att.	Yards	Avg.	Long	TD
1. Smith, Emmitt (1990-98).....	2,914	12,566	4.3	75t	125
2. Dorsett, Tony (1977-87).....	2,755	12,036	4.4	99t	72
3. Perkins, Don (1961-68).....	1,500	6,217	4.2	59	42
4. Hill, Calvin (1969-74).....	1,166	5,009	4.3	55	39
5. Newhouse, Robert (1972-83).....	1,160	4,784	4.1	54	31
6. Garrison, Walt (1966-74).....	899	3,886	4.3	41	30
7. Walker, Herschel (1986-89, 1996-97).....	818	3,491	4.3	84t	27
8. Staubach, Roger (1969-79).....	410	2,264	5.5	33	20
9. Springs, Ron (1979-84).....	604	2,180	3.6	46	28
10. Marsh, Amos (1961-64).....	427	2,065	4.8	71	14

## RECEIVING

Player	Rec.	Yards	Avg.	Long	TD
1. Irvin, Michael (1988-98).....	740	11,737	15.9	87t	62
2. Pearson, Drew (1973-83).....	489	7,822	16.0	67	48
3. Hill, Tony (1977-86).....	479	7,988	16.7	75t	51
4. Smith, Emmitt (1990-98).....	415	2,609	6.3	86	9
5. Dorsett, Tony (1977-87).....	382	3,432	9.0	91	13
6. Hayes, Bob (1965-74).....	365	7,295	20.0	95	71
7. Novacek, Jay (1990-96).....	339	3,576	10.5	49	22
8. Cosbie, Doug (1979-88).....	300	3,728	12.4	61t	30
9. Johnston, Daryl (1989-98).....	283	2,180	7.7	28	14
10. Clarke, Frank (1960-67).....	281	5,214	18.6	80	50

## RUSHING-RECEIVING

Player	Rushing	Receiving	Total
1. Dorsett, Tony (1977-87).....	12,036	3,432	15,468
2. Smith, Emmitt (1990-98).....	12,566	2,609	15,175
3. Irvin, Michael (1988-98).....	6	11,737	11,743
4. Hill, Tony (1977-86).....	90	7,988	8,078
5. Pearson, Drew (1973-83).....	190	7,822	8,012
6. Perkins, Don (1961-68).....	6,217	1,310	7,527
7. Hayes, Bob (1965-74).....	70	7,295	7,365
8. Hill, Calvin (1969-74).....	5,009	1,359	6,368
9. Walker, Herschel (1986-89, 1996-97).....	3,491	2,556	6,047
10. Newhouse, Robert (1972-83).....	4,784	956	5,740

## PASSING (Min. 1500 att.)

Player	Att.	Comp.	Pct.	Yards	TD	Long	Int	Rating
1. Staubach, Roger (1969-79).....	2,958	1,685	57.0	22,700	153	91t	109	83.4
2. Aikman, Troy (1989-98).....	4,011	2,479	61.8	28,346	141	90	115	82.8
3. White, Danny (1976-88).....	2,950	1,761	59.7	21,959	155	80t	132	81.7
4. Meredith, Don (1960-68).....	2,308	1,170	50.7	17,199	135	95t	111	74.7

## SCORING

Player	TD	PAT	2PT	FG	TP
1. Septien, Rafael (1978-86).....	-	388	-	162	874
2. Smith, Emmitt (1990-98).....	134	-	1	-	806
3. Dorsett, Tony (1977-87).....	86	-	-	-	516
4. Hayes, Bob (1965-74).....	76	-	-	-	456
5. Clark, Mike (1968-71, 73).....	-	180	-	69	386
6. Irvin, Michael (1988-98).....	62	-	1	-	374
7. Boniol, Chris (1994-96).....	-	118	-	81	361
8. Fritsch, Toni (1971-73, 75).....	-	119	-	66	317
9. Clarke, Frank (1960-67).....	51	-	-	-	306
Hill, Tony (1977-86).....	51	-	-	-	306



## FIELD GOALS (Min. 100 made)

Player	Att.	Made	Pct.	Long
1. Septien, Rafael (1978-86).....	226	162	.717	53

## PUNTING (Min. 300)

Player	No.	Avg.	Long	Blk.
1. Saxon, Mike (1985-92) .....	591	41.5	64	4
2. White, Danny (1976-88).....	612	40.1	73	4

## INTERCEPTIONS

Player	No.	Yards	Avg.	Long	TD
1. Renfro, Mel (1964-77).....	52	626	12.0	90	3
2. Walls, Everson (1981-89).....	44	391	8.9	37	0
3. Waters, Charlie (1970-78, 80-81).....	41	584	14.2	56t	2
4. Thurman, Dennis (1978-85).....	36	562	15.6	96	4
5. Downs, Michael (1981-88).....	34	433	12.7	31	1
Green, Cornell (1962-74).....	34	552	16.2	59	2
7. Jordan, Lee Roy (1963-76).....	32	472	14.8	49	3
8. Harris, Cliff (1970-79).....	29	281	9.7	60	1
9. Howley, Chuck (1961-73).....	24	395	16.5	58	2
10. Bishop, Don (1960-65).....	22	364	16.5	57	0

## PUNT RETURNS (Min. 75 returns)

Player	No.	Yards	Avg.	Long	TD
1. Hayes, Bob (1965-74).....	104	1,158	11.1	90	3
2. Martin, Kelvin (1987-92, 1996).....	179	1,803	10.1	85t	3
3. Williams, Kevin (1993-96).....	95	913	9.6	83t	3
4. Johnson, Butch (1976-83).....	146	1,313	9.0	55	0
5. Jones, James (1980-85).....	87	736	8.5	52	0
6. Renfro, Mel (1964-77).....	109	842	7.7	69	1

## KICKOFF RETURNS (Min. 75 returns)

Player	No.	Yards	Avg.	Long	TD
1. Renfro, Mel (1964-77).....	85	2,246	26.4	100t	2
2. Walker, Herschel (1986-89, 1996-97).....	77	1,946	25.3	89	0
3. Williams, Kevin (1993-96).....	144	3,416	23.7	87t	1
4. Johnson, Butch (1976-83).....	79	1,832	23.2	74	0
5. Dixon, James (1989-91).....	101	2,315	22.9	97t	1
6. Clack, Darryl (1986-89).....	83	1,802	21.7	51	0

## COMBINED YARDAGE

Player	Total	Rush	Rec	Int. Ret.	Punt Ret.	Kick Ret.	Fum. Ret.
1. Dorsett, Tony (1977-87).....	15,501	12,036	3,432	0	0	0	33
2. Smith, Emmitt (1990-98).....	15,175	12,566	2,609	0	0	0	0
3. Irvin, Michael (1988-98).....	11,743	6	11,737	0	0	0	0
4. Hayes, Bob (1965-74).....	9,104	70	7,295	0	1,158	581	0
5. Hill, Tony (1977-86).....	8,436	84	7,988	0	268	96	0
6. Pearson, Drew (1973-83).....	8,180	190	7,822	0	13	155	0
7. Perkins, Don (1961-68).....	8,005	6,217	1,310	0	8	443	0
8. Walker, Herschel (1986-89, 1996-97).....	7,993	3,491	2,556	0	0	1,946	0



## COWBOYS OFFENSE YEAR-BY-YEAR

## THE RECORDS



YEAR	TOTAL	1ST DOWNS	RUSH	PASS	PEN	NET OFFENSE	RUSHING	NET	SACKS	GROSS	ATT	COMP	INT	PENALTIES	FUMBLER	TDs	POINTS	NFC RANKING	NFL RANKING
		RUSH				YDS-PLS	YDS-ATT							NO-YDS	NO-LOST			TO-RU-PA	TO-RU-PA
1960	1960	57	105	105	18	3,153-968	1,049-311	2,104	33/284	2,388	354	163	33	62-600	21-17	23	177		12-13-5
1961	239	100	130	130	9	4,480-983	1,819-414	2,661	27/257	1,819	422	215	27	47-427	46-21	29	236		8-10-6
1962	246	101	136	136	9	4,912-943	2,040-434	2,872	29/243	3,115	380	200	17	62-639	32-19	51	398		2-3-7
1963	248	105	132	111	11	3,763-839	1,795-421	2,468	44/331	2,799	375	200	24	67-627	28-15	40	305		9-6-9
1964	230	89	119	22	11	4,204-893	1,691-421	2,031	68/503	2,516	404	192	24	87-952	38-19	30	250		14-8-13
1965	211	87	108	16	16	3,995-833	1,608-416	2,387	55/369	2,756	362	168	18	78-710	31-17	40	325		10-8-9
1966	297	124	139	24	24	5,145-926	2,122-471	3,023	42/306	3,331	413	214	14	83-824	23-10	56	445		1-2-1
1967	291	109	141	11	11	4,699-936	1,900-477	2,799	42/294	3,093	417	210	28	81-785	25-13	45	342		5-5-6
1968	297	135	143	19	19	5,117-913	2,071-460	3,026	34/269	3,295	389	217	18	77-751	21-15	54	431		1-1-1
1969	275	133	125	17	17	4,276-532	2,276-532	3,212	44/366	3,212	355	189	18	81-840	28-12	44	369		1-1-4
1970	229	119	95	15	15	4,448-958	2,300-522	2,149	38/296	3,047	297	149	16	87-934	29-12	35	299		3-1-16
1971	288	135	144	9	9	5,035-905	2,249-512	2,786	32/251	3,405	361	206	14	94-952	30-21	50	406		1-1-1
1972	296	118	126	12	12	4,466-897	2,124-499	2,342	31/238	2,580	367	196	23	90-841	27-15	36	319		1-3-1
1973	281	139	127	15	15	4,751-906	2,418-542	2,333	43/269	2,602	321	192	16	83-762	25-12	46	382		6-9-8
1974	295	147	129	19	19	4,983-974	2,454-542	2,529	47/327	2,866	385	206	15	86-703	31-16	38	297		4-5-7
1975	288	132	142	14	14	5,025-966	2,432-571	2,593	39/242	2,835	376	207	17	94-715	25-18	41	350		1-1-3
1976	269	111	140	18	18	4,884-958	2,147-538	2,737	30/230	2,967	390	222	13	94-761	26-16	34	296		3-5-4
1977	272	118	136	18	18	4,812-969	2,368-564	2,443	33/246	2,689	372	215	10	106-865	26-14	42	345		4-12-5
1978	342	146	167	29	29	5,959-1,107	2,763-625	3,176	33/239	3,405	449	251	17	96-816	36-18	48	384		1-4-4
1979	339	122	185	22	22	5,968-1,122	2,375-578	3,593	41/290	3,863	503	287	13	100-845	33-21	45	371		2-3-3
1980	337	143	171	23	23	5,468-1,075	2,346-594	3,104	31/252	3,356	448	265	25	107-908	27-14	60	454		1-7-2
1981	321	137	158	26	26	5,860-1,100	2,711-630	3,169	31/245	3,414	439	241	15	103-839	45-20	40	367		9-6-14
1982	340	70	99	11	11	3,199-579	1,313-296	1,886	25/264	2,150	258	160	14	42-304	29-12	28	226		5-5-9
1983	382	109	205	28	28	5,959-1,110	2,117-519	3,842	37/314	4,156	554	346	25	99-847	30-14	59	479		5-15-4
1984	323	93	202	28	28	5,320-1,121	1,714-469	3,606	48/389	3,995	604	322	26	100-947	35-17	34	308		7-12-4
1985	336	95	208	33	33	5,602-1,093	1,741-462	3,861	44/375	4,236	587	344	25	100-759	29-16	43	357		8-17-3
1986	325	98	199	28	28	5,474-1,054	1,969-447	3,505	60/498	4,003	547	319	24	111-931	44-17	43	346		4-8-4
1987	293	93	176	24	24	5,056-1,017	1,865-465	3,191	52/403	3,594	500	288	20	141-1,091	30-20	38	340		6-11-12
1988	311	112	175	24	24	5,483-1,059	1,995-469	3,198	35/239	3,727	555	307	27	131-1,148	22-13	32	265		9-16-7
1989	246	78	145	23	23	4,294-896	1,409-355	2,885	30/239	3,124	513	266	24	100-771	29-15	25	204		14-12-13
1990	250	88	135	27	27	4,081-991	1,500-393	2,581	43/317	2,898	475	254	24	98-729	27-9	27	244		14-13-13
1991	304	89	191	24	24	5,101-971	1,711-433	3,390	38/273	3,663	500	305	12	74-610	23-12	37	342		4-7-5
1992	324	119	183	22	22	5,606-1,014	2,121-500	3,485	29/112	3,997	491	314	15	81-650	16-9	48	408		9-19-8
1993	322	120	172	30	30	5,615-994	2,161-490	3,454	29/163	3,617	475	317	6	94-744	33-16	41	376		4-5-5
1994	322	136	160	26	26	5,321-1,018	1,950-550	3,368	20/93	3,461	448	282	14	100-885	22-10	50	414		2-2-3
1995	364	141	195	28	28	5,824-1,007	2,201-495	3,623	18/118	3,741	494	322	10	90-695	24-13	51	435		8-5-12T
1996	286	105	163	17	17	4,763-981	1,647-475	3,122	19/127	3,249	487	304	14	103-832	24-15	27	286		4-1-9
1997	279	82	170	27	27	4,778-1,015	1,637-423	3,141	39/313	3,454	553	317	12	116-1,058	23-11	29	304		11-8-10
1998	308	125	154	29	29	5,450-992	2,014-499	3,436	19/110	3,546	474	279	8	128-1,108	18-7	42	381		8-8-9



## COWBOYS DEFENSE YEAR-BY-YEAR

YEAR	TOTAL	1ST DOWNS	PEN	NET OFFENSE	RUSHING	NET	SACKS	GROSS	PASSING	ATT	COMP	INT	PENALTIES	NO-YARDS	FUMBLES	NO-LOST	TDs	POINTS	NFC RANKING	TOT-RU-PA	NFL RANKING	TOT-RU-PA
1960	216	106	97	4,372-858	2,242-445	2,130	20175	2,305	383	159	15	15	72-671.5	21-11	369	44	369			13-13-8		
1961	254	120	12	4,592-787	2,161-439	2,431	22204	2,635	326	168	25	25	39-362	30-18	48	380	380			10-12-7		
1962	274	93	166	5,180-848	1,510-386	2,520	25230	3,904	437	233	20	20	56-569	33-16	52	402	402			13-4-14		
1963	266	114	139	5,325-878	2,094-455	3,231	20161	3,392	403	202	26	26	52-479	23-11	48	378	378			13-14-13		
1964	211	71	121	3,750-860	1,504-438	2,246	45325	2,571	377	172	18	18	75-781	26-20	34	289	289			2-2-4		
1965	240	80	138	4,192-885	1,444-422	2,748	39315	3,063	424	205	20	20	50-463	37-20	33	280	280			6-2-9		
1966	211	64	140	3,558-873	1,176-356	2,382	60420	2,802	457	212	17	17	63-778	23-14	29	339	339			2-1-7		
1967	236	64	145	3,874-866	1,094-339	2,790	45377	3,167	482	260	29	29	64-707	28-18	35	268	268			7-1-11		
1968	202	61	123	3,603-863	2,071-460	2,438	51400	2,838	428	220	26	26	54-657	21-15	23	186	186			4-1-11		
1969	203	52	141	3,707-826	1,050-313	2,657	55452	3,109	458	235	24	24	58-680	23-11	28	223	223			3-1-11		
1970	205	87	105	3,569-855	1,656-415	1,913	41313	2,226	399	193	24	24	70-732	25-14	24	221	221			4-5-3		
1971	200	59	125	3,469-817	1,144-353	2,324	43336	2,668	421	209	26	26	61-647	40-25	25	222	222			2-1-9		
1972	217	81	113	3,755-842	1,515-428	2,240	32268	2,500	382	187	16	16	59-586	40-17	28	240	240			4-1-9		
1973	208	83	106	3,466-827	1,471-435	1,995	40306	2,301	352	187	18	18	52-516	44-23	23	203	203			5-3-16		
1974	199	63	110	3,463-803	1,344-417	2,529	47327	2,856	349	178	13	13	69-657	31-13	28	235	235			3-2-8		
1975	234	100	113	3,730-899	1,699-474	2,040	44328	2,328	373	167	25	25	63-639	43-19	33	268	268			3-3-3		
1976	246	113	111	4,821-484	1,821-484	1,909	41927	2,236	391	182	16	16	71-643	32-12	25	194	194			5-5-5		
1977	205	88	94	3,213-880	1,621-457	1,562	53429	1,991	370	154	21	21	78-731	22-10	26	212	212			1-3-2		
1978	232	83	128	4,009-967	1,721-477	2,288	59442	2,790	432	202	23	23	95-783	27-13	25	208	208			2-1-3		
1979	259	105	135	4,586-978	2,115-500	2,471	43362	2,893	435	207	13	13	70-704	20-10	38	313	313			6-11-3		
1980	296	98	160	5,279-996	2,069-469	3,205	43358	3,563	484	231	27	27	106-889	33-20	38	311	311			7-7-7		
1981	287	107	160	5,419-1,021	2,049-468	3,370	42347	3,717	511	236	37	37	104-837	43-16	34	277	277			13-8-13		
1982	163	57	85	2,753-581	1,011-260	1,742	32260	2,002	289	152	15	15	52-431	20-10	17	145	145			11-13-11		
1983	286	82	181	5,427-1,025	1,499-410	3,928	57457	4,365	558	299	27	27	100-973	31-21	42	360	360			10-2-13		
1984	283	106	155	4,286-1,094	2,226-510	2,810	57390	3,200	527	250	28	28	93-854	35-16	36	308	308			3-11-3		
1985	312	98	193	5,098-1,076	1,853-465	3,245	62459	4,214	549	279	33	33	108-990	24-15	40	333	333			11-6-13		
1986	286	118	148	4,985-1,017	2,200-500	2,785	53264	3,149	464	226	17	17	90-817	29-18	41	337	337			7-11-3		
1987	294	85	175	5,061-1,012	1,616-459	3,444	51337	3,781	503	269	23	23	100-957	29-20	42	348	348			9-4-13		
1988	297	93	180	5,414-1,023	1,856-454	3,556	46327	3,893	523	264	10	10	92-772	24-9	44	381	381			12-10-12		
1989	321	116	163	5,556-1,060	1,991-543	3,565	29183	3,748	488	301	7	7	102-723	22-10	44	393	393			9-10-8		
1990	280	109	153	4,615-988	1,976-462	2,931	36282	2,931	470	271	11	11	104-911	32-19	36	308	308			4-9-1		
1991	299	103	180	5,066-963	1,571-400	3,495	23151	3,646	540	320	12	12	97-801	23-11	32	310	310			12-6-13		
1992	241	68	147	3,933-873	1,244-345	2,689	44347	3,036	484	263	14	14	94-727	25-14	29	243	243			1-1-5		
1993	297	94	176	4,767-1,012	1,651-423	3,116	34231	3,347	555	334	17	17	87-655	22-14	23	229	229			7-5-7		
1994	273	86	157	4,313-1,006	1,561-437	2,752	47299	3,051	522	269	22	22	102-926	15-6	27	248	248			1-5-1		
1995	303	113	165	5,044-1,001	1,772-442	3,272	36219	3,491	523	293	13	13	112-913	16-6	32	291	291			4-9-4		
1996	260	89	144	4,382-968	1,576-437	2,806	37219	3,025	484	271	19	19	94-717	26-14	24	250	250			2-5-2		
1997	281	104	139	4,516-1,022	1,994-511	2,522	38195	2,717	473	253	14	14	99-757	27-12	36	314	314			3-10-2		
1998	276	84	162	5,164-988	1,619-401	3,545	34222	3,767	553	290	7	7	120-917	23-12	32	275	275			9-6-12		





## Cowboys Leaders By Years

## RUSHING

Year	Player	Att.	Yds.	Avg.	Long	NFL/NFC	
						TD	Rank
1960	Dupre, L.G.	104	362	3.5	18	3	20
1961	*Perkins, Don	200	815	4.1	47	4	6
1962	Perkins, Don	222	945	4.3	35	7	5
1963	Perkins, Don	149	614	4.1	19t	7	10
1964	Perkins, Don	174	768	4.4	59	6	5
1965	Perkins, Don	177	690	3.9	43	0	7
1966	Reeves, Dan	175	757	4.3	67t	8	6
1967	Perkins, Don	201	823	4.1	30	6	6
1968	Perkins, Don	191	836	4.4	28t	4	6
1969	*Hill, Calvin	204	942	4.6	55	8	2
1970	*Thomas, Duane	151	803	5.3	47t	5	8/5
1971	Thomas, Duane	175	793	4.5	56t	11	11/7
1972	Hill, Calvin	245	1,036	4.2	26	6	7/3
1973	Hill, Calvin	273	1,142	4.2	21	6	3/2
1974	Hill, Calvin	185	844	4.6	27	7	8/3
1975	Newhouse, Robert	209	930	4.4	29	2	9/4
1976	Dennison, Doug	153	542	3.5	14	6	35/18
1977	*Dorsett, Tony	208	1,007	4.8	84t	12	9/4
1978	Dorsett, Tony	290	1,325	4.6	63t	7	3/2
1979	Dorsett, Tony	250	1,107	4.4	41	6	11/8
1980	Dorsett, Tony	278	1,185	4.3	56	11	6/6
1981	Dorsett, Tony	342	1,646	4.8	75t	4	2/2
1982	Dorsett, Tony	177	745	4.2	99t	5	2/1
1983	Dorsett, Tony	289	1,321	4.6	77	8	6/5
1984	Dorsett, Tony	302	1,189	3.9	31t	8	7/7
1985	Dorsett, Tony	305	1,307	4.3	60t	7	6/4
1986	Dorsett, Tony	184	748	4.1	33	5	19/11
1987	Walker, Herschel	209	891	4.3	60t	7	6/3
1988	Walker, Herschel	361	1,514	4.2	38	5	2/1
1989	Palmer, Paul	112	446	4.0	62	2	39/18
1990	*Smith, Emmitt	241	937	3.9	48t	11	10/5
1991	Smith, Emmitt	365	1,563	4.3	75t	12	1/1
1992	Smith, Emmitt	373	1,713	4.6	68t	18	1/1
1993	Smith, Emmitt	283	1,486	5.3	62t	9	1/1
1994	Smith, Emmitt	368	1,484	4.0	46	21	3/2
1995	Smith, Emmitt	377	1,773	4.7	60t	25	1/1
1996	Smith, Emmitt	327	1,204	3.7	42	12	8/4
1997	Smith, Emmitt	261	1,074	4.1	44	4	12/5
1998	Smith, Emmitt	319	1,332	4.2	32	13	5/4

## PASSING

Year	Player	Att.	Comp.	Pct.	Yds.	TD	Int.	NFL/NFC	
								Rating	Rank
1960	LeBaron, Eddie	225	111	49.3	1,736	12	25	53.4	8
1961	LeBaron, Eddie	236	120	50.8	1,741	14	16	66.5	9
1962	LeBaron, Eddie	166	95	57.2	1,436	16	9	95.3	3
1963	Meredith, Don	310	167	53.9	2,381	17	18	73.2	10
1964	Meredith, Don	323	158	48.9	2,143	9	16	67.3	15
1965	Meredith, Don	305	141	46.2	2,415	22	13	79.7	8
1966	Meredith, Don	344	177	51.5	2,805	24	12	87.7	4
1967	Meredith, Don	255	128	50.2	1,834	16	16	68.6	8
1968	Meredith, Don	309	171	55.3	2,500	21	12	88.3	2
1969	Morton, Craig	302	162	53.6	2,619	21	15	85.4	5
1970	Morton, Craig	207	102	49.3	1,819	15	7	89.7	5/4
1971	Staubach, Roger	211	126	59.7	1,882	15	4	104.8	1/1
1972	Morton, Craig	339	185	54.6	2,396	15	21	65.9	15/7
1973	Staubach, Roger	286	179	62.6	2,428	23	15	94.6	1/1
1974	Staubach, Roger	360	190	52.8	2,552	11	15	68.5	14/7
1975	Staubach, Roger	348	198	56.9	2,666	17	16	78.6	8/2
1976	Staubach, Roger	369	208	56.4	2,715	14	11	79.9	8/5
1977	Staubach, Roger	361	210	58.2	2,620	18	9	87.1	2/1
1978	Staubach, Roger	413	231	55.9	3,190	25	16	84.9	1/1
1979	Staubach, Roger	461	267	57.9	3,586	27	11	92.4	1/1
1980	White, Danny	436	260	59.6	3,287	28	25	80.8	9/7
1981	White, Danny	391	223	57.0	3,098	22	13	87.5	5/2
1982	White, Danny	247	156	63.2	2,079	16	12	91.1	4/2
1983	White, Danny	533	334	62.7	3,980	29	23	85.6	9/6
1984	White, Danny	233	126	54.1	1,580	11	11	71.5	22/11
1985	White, Danny	450	267	59.3	3,157	21	17	80.6	9/4

\*Rookie



## PASSING (cont.)

Year	Player	Att.	Comp.	Pct.	Yds.	TD	Int.	Rating	NFL/NFC
									Rank
1986	Pelluer, Steve.....	378	215	56.9	2,727	8	17	67.9	20/9
1987	White, Danny.....	362	215	59.4	2,617	12	17	73.2	19/9
1988	Pelluer, Steve.....	435	245	56.3	3,139	17	19	73.9	16/9
1989	*Aikman, Troy.....	293	155	52.9	1,749	9	18	55.7	27/14
1990	Aikman, Troy.....	399	226	56.6	2,579	11	18	66.6	27/14
1991	Aikman, Troy.....	363	237	65.3	2,754	11	10	86.7	6/4
1992	Aikman, Troy.....	473	302	63.8	3,445	23	14	89.5	3/3
1993	Aikman, Troy.....	392	271	69.1	3,100	15	6	99.0	2/2
1994	Aikman, Troy.....	361	233	64.5	2,676	13	12	84.9	6/4
1995	Aikman, Troy.....	432	280	64.8	3,304	16	7	93.6	3/2
1996	Aikman, Troy.....	465	296	63.7	3,126	12	13	80.1	12/5
1997	Aikman, Troy.....	518	292	56.4	3,283	19	12	78.0	17/8
1998	Aikman, Troy.....	315	187	59.4	2,330	12	5	88.5	8/4

## RECEIVING

Year	Player	No.	Yds.	Avg.	Long	TD	NFL/NFC
							Rank
1960	Doran, Jim.....	31	554	17.9	75t	3	21
1961	Howton, Billy.....	56	785	14.0	53	4	6
1962	Howton, Billy.....	49	706	14.4	69t	6	15
1963	Clarke, Frank.....	43	833	19.4	75t	10	3
1964	Clarke, Frank.....	65	973	15.0	49	5	3
1965	*Hayes, Bob.....	46	1,003	21.8	82t	12	13
1966	Hayes, Bob.....	64	1,232	19.3	95t	13	4
1967	Rentzel, Lance.....	58	996	17.2	74t	8	6
1968	Rentzel, Lance.....	54	1,009	18.7	65t	6	3
1969	Rentzel, Lance.....	43	960	22.3	75t	12	20
1970	Hayes, Bob.....	34	889	26.1	89t	10	45/26
1971	Garrison, Walt.....	40	396	9.9	36	1	23/10
1972	Hill, Calvin.....	43	364	8.5	33t	3	18/9
1973	Hill, Calvin.....	32	290	9.1	29	0	36/21
1974	Pearson, Drew.....	62	1,087	17.9	50t	2	3/2
1975	Pearson, Drew.....	46	822	17.9	46t	8	16/9
1976	Pearson, Drew.....	58	806	13.9	54	6	4/1
1977	Pearson, Drew.....	48	870	18.1	67	2	9/3
1978	Pearson, Preston.....	47	526	11.2	34	0	26/15
1979	Hill, Tony.....	60	1,062	17.7	75t	10	12/6
1980	Hill, Tony.....	60	1,055	17.6	58t	8	16/9
1981	Hill, Tony.....	46	953	20.7	63t	4	47/26
	Springs, Ron.....	46	359	7.8	32t	2	
1982	Hill, Tony.....	35	526	15.0	47	1	22/8
1983	Springs, Ron.....	73	589	8.1	80t	1	9/4
1984	Cosbie, Doug.....	60	789	13.2	36	4	28/12
1985	Hill, Tony.....	74	1,113	15.0	53t	7	9/3
1986	Walker, Herschel.....	76	837	11.0	84t	2	9/4
1987	Walker, Herschel.....	60	715	11.9	44	1	5/4
1988	Alexander, Ray.....	54	788	14.6	50t	6	34/21
1989	Martin, Kelvin.....	46	644	14.0	46	2	53/26
1990	Martin, Kelvin.....	64	732	11.4	45	0	17/9
1991	Irvin, Michael.....	93	1,523	16.4	66t	8	2/1
1992	Irvin, Michael.....	78	1,396	17.9	87t	7	7/4
1993	Irvin, Michael.....	88	1,330	15.1	61t	7	3/3
1994	Irvin, Michael.....	79	1,241	15.7	65t	6	13/8
1995	Irvin, Michael.....	111	1,603	14.4	50	10	5/5
1996	Irvin, Michael.....	64	962	15.0	61	2	27/15
1997	Irvin, Michael.....	75	1,180	15.7	55	9	12/7
1998	Irvin, Michael.....	74	1,057	14.3	51	1	14/6

## PUNTING

Year	Player	No.	Yards	Avg.	TB	IN20	Long	Had Bk	NFL/NFC
									NET Rank
1960	Sherer, Dave.....	57	2,420	42.5	4	15	67	0	39.5 7
1961	*Green, Allen.....	60	2,236	37.3	3	6	53	1	32.5 14
1962	Baker, Sam.....	57	2,589	45.4	4	13	72	0	40.7 3
1963	Baker, Sam.....	71	3,138	44.2	4	13	64	0	40.6 7
1964	*Lothridge, Billy.....	62	2,501	40.3	5	17	75	0	38.1 15
1965	Villanueva, Danny.....	60	2,505	41.8	8	11	58	0	37.9 10
1966	Villanueva, Danny.....	64	2,551	39.9	3	14	58	1	36.7 13
	*Rookie								





PUNTING (cont.)

Year	Player	No.	Yards	Avg.	TB	IN20	Long	Had		NFL/NFC
								Bk	NET	
										Rank
1967	Villanueva, Danny	67	2,707	40.4	4	9	57	0	35.2	9
1968	Widby, Ron	59	2,415	40.9	7	17	84	0	36.4	5
1969	Widby, Ron	63	2,729	43.3	4	9	62	0	37.2	2
1970	Widby, Ron	68	2,847	41.9	6	10	59	1	35.4	10/2
1971	Widby, Ron	55	2,329	42.3	6	8	59	1	35.3	8/3
1972	*Bateman, Marv	51	1,949	38.2	3	4	61	0	36.2	24/13
1973	Bateman, Marv	53	2,290	43.2	5	14	62	2	37.1	11/7
1974	*Carrell, Duane	40	1,591	39.8	5	15	59	0	31.4	11/5
1975	*Hoopas, Mitch	67	2,676	39.9	8	15	55	1	33.2	16/9
1976	White, Danny	70	2,690	38.4	12	13	54	2	30.5	20/9
1977	White, Danny	80	3,171	39.6	10	25	57	1	33.2	12/8
1978	White, Danny	76	3,076	40.5	11	16	56	1	33.1	8/5
1979	White, Danny	76	3,168	41.7	9	21	73	0	36.0	4/2
1980	White, Danny	71	2,903	40.9	11	17	58	0	34.9	10/5
1981	White, Danny	81	3,284	40.8	7	19	60	0	36.0	14/8
1982	White, Danny	37	1,542	41.7	2	6	56	0	37.4	8/5
1983	White, Danny	38	1,543	40.6	3	6	50	1	32.9	DNQ
1984	White, Danny	82	3,151	38.4	8	21	54	0	34.6	28/14
1985	Saxon, Mike	81	3,396	41.9	10	20	57	1	35.5	13/8
1986	Saxon, Mike	86	3,498	40.7	10	28	58	1	34.5	15/9
1987	Saxon, Mike	68	2,685	39.5	5	20	63	0	34.2	20/10
1988	Saxon, Mike	80	3,271	40.9	15	24	55	0	34.2	10/4
1989	Saxon, Mike	79	3,233	40.9	6	19	56	2	34.3	10/6
1990	Saxon, Mike	79	3,413	43.2	8	20	62	0	35.6	4/2
1991	Saxon, Mike	57	2,426	42.6	5	16	64	0	36.8	11/6
1992	Saxon, Mike	61	2,620	43.0	9	19	58	0	33.5	9/5
1993	*Jett, John	56	2,342	41.8	3	22	59	0	37.7	21/10
1994	Jett, John	70	2,935	41.9	4	26	58	0	35.4	14/6
1995	Jett, John	53	2,166	40.9	6	17	58	0	34.5	24/12
1996	Jett, John	74	3,150	42.6	9	22	60	0	36.8	18/8
1997	*Gowin, Toby	86	3,592	41.8	9	26	72	0	35.4	27/13
1998	Gowin, Toby	77	3,342	43.4	14	31	65	1	36.6	17/7

SCORING

Year	Player	TD	PAT	TWO		FG	Tot.	NFL/NFC
				PT	FG			
								Rank
1960	Cone, Fred	0	21	-	-	6	39	27
1961	Clarke, Frank	9	0	-	0	54	54	22
1962	Baker, Sam	0	50	-	14	92	92	6
1963	Baker, Sam	0	38	-	9	65	65	14
1964	*Van Raaphorst, Dick	0	28	-	14	70	70	13
1965	Villanueva, Danny	0	37	-	16	85	85	10
1966	Villanueva, Danny	0	56	-	17	107	107	2
1967	Hayes, Bob	11	0	-	0	66	66	16
	Reeves, Dan	11	0	-	0	66	66	
1968	Clark, Mike	0	54	-	17	105	105	2
1969	Clark, Mike	0	43	-	20	103	103	2
1970	Clark, Mike	0	35	-	18	89	89	12/8
1971	Clark, Mike	0	47	-	13	86	86	13/7
1972	Fritsch, Toni	0	36	-	21	99	99	7/3
1973	Fritsch, Toni	0	43	-	18	97	97	11/7
1974	*Herrera, Efren	0	33	-	8	57	57	26/9
1975	Fritsch, Toni	0	38	-	22	104	104	3/2
1976	Herrera, Efren	0	34	-	18	88	88	6/4
1977	Herrera, Efren	0	39	-	18	93	93	3/2
1978	Septien, Rafael	0	46	-	16	94	94	5/2
1979	Septien, Rafael	0	40	-	19	97	97	8/3
1980	Septien, Rafael	0	59	-	11	92	92	13/6
1981	Septien, Rafael	0	40	-	27	121	121	1/1
1982	Septien, Rafael	0	28	-	10	58	58	11/5
1983	Septien, Rafael	0	57	-	22	123	123	5/5
1984	Septien, Rafael	0	33	-	23	102	102	13/6
1985	Septien, Rafael	0	42	-	19	99	99	17/8
1986	Septien, Rafael	0	43	-	15	88	88	20/9
1987	Ruzek, Roger	0	26	-	22	92	92	5/3
	*Rookie							



## SCORING (cont.)

Year	Player	TD	PAT	TWO		FG	Tot.	NFL/NFC
				PT				Rank
1988	Ruzek, Roger	0	27	-	-	12	63	36/17
1989	Ruzek, Roger	0	14	-	-	5	29	DNQ
1990	*Willis, Ken	0	26	-	-	18	80	25/13
1991	Willis, Ken	0	37	-	-	27	118	3/2
1992	*Elliott, Lin	0	47	-	-	24	119	4/3
1993	Murray, Eddie	0	38	-	-	28	122	6/3
1994	Smith, Emmitt	22	0	-	-	0	132	2/1
1995	Smith, Emmitt	25	0	0	0	0	150	1/1
1996	Boniol, Chris	0	24	0	0	32	120	6/4
1997	Cunningham, Richie	0	24	0	0	34	126	2/1
1998	Cunningham, Richie	0	40	0	0	29	127	5/3

## FIELD GOALS

Year	Player	Att.	Made	Pct.	NFL/NFC	
					Long	Rank
1960	Cone, Fred	13	6	.462	45	12
1961	Bielski, Dick	9	6	.667	42	13
1962	Baker, Sam	27	14	.519	53	3
1963	Baker, Sam	20	9	.450	53	12
1964	*Van Raaphorst, Dick	29	14	.483	43	8
1965	Villaneuva, Danny	27	16	.593	41	7
1966	Villaneuva, Danny	31	17	.548	37	8
1967	Villaneuva, Danny	23	9	.391	34	14
1968	Clark, Mike	29	17	.586	50	7
1969	Clark, Mike	36	20	.555	47	5
1970	Clark, Mike	27	18	.667	43	7/4
1971	Clark, Mike	25	13	.520	48	19/9
1972	Fritsch, Toni	36	21	.583	54	18/8
1973	Fritsch, Toni	28	18	.643	37	12/4
1974	*Herrera, Eflen	13	6	.615	39	11/5
1975	Fritsch, Toni	35	22	.629	43	14/8
1976	Herrera, Eflen	23	18	.783	46	1/1
1977	Herrera, Eflen	29	18	.621	52	12/1
1978	Septien, Rafael	26	16	.615	48	17/9
1979	Septien, Rafael	29	19	.655	51	9/4
1980	Septien, Rafael	17	11	.647	52	13/7
1981	Septien, Rafael	35	27	.771	47	4/3
1982	Septien, Rafael	14	10	.714	53	13/6
1983	Septien, Rafael	27	22	.815	47	7/3
1984	Septien, Rafael	29	23	.793	52	4/3
1985	Septien, Rafael	28	19	.679	53	18/9
1986	Septien, Rafael	21	15	.714	50	11/5
1987	Ruzek, Roger	25	22	.880	49	2/1
1988	Ruzek, Roger	22	12	.546	50	25/14
1989	Zendejas, Luis	9	5	.556	47	DNQ
1990	*Willis, Ken	25	18	.720	49	17/8
1991	Willis, Ken	39	27	.692	54	21/11
1992	*Elliott, Lin	35	24	.686	53	18/10
1993	Murray, Eddie	33	28	.848	52	5/3
1994	*Boniol, Chris	29	22	.759	47	18/6
1995	Boniol, Chris	28	27	.964	45	1/1
1996	Boniol, Chris	36	32	.889	52	1/2
1997	Cunningham, Richie	37	34	.919	53	2/1
1998	Cunningham, Richie	35	29	.829	54	11/5

## KICKOFF RETURNS

Year	Player	No.	Yds.	Avg.	Long	NFL/NFC	
						TD	Rank
1960	Franckhauser, Tom	25	509	19.8	46	0	19
1961	*Marsh, Amos	26	667	25.7	79	0	13
1962	Marsh, Amos	29	725	25.0	101t	1	10
1963	*Stiger, Jim	18	432	24.0	66	0	12
1964	*Renfro, Mel	40	1,017	25.4	65	0	7
1965	Renfro, Mel	21	630	30.0	100t	1	4
1966	Renfro, Mel	19	487	25.6	87t	1	9
1967	Garrison, Walt	20	366	18.3	36	0	23
	*Rookie						





## KICKOFF RETURNS (cont.)

Year	Player	No.	Yds.	Avg.	Long	NFL/NFC	
						TD	Rank
1968	Baynham, Craig	23	590	25.7	40	0	7
1969	*Flowers, Richmond	11	283	25.7	30	0	29
1970	*Thomas, Duane	19	416	21.9	33	0	23/10
1971	Harris, Cliff	29	823	28.4	77	0	4/4
1972	Harris, Cliff	26	615	23.7	44	0	23/11
1973	Montgomery, Mike	6	175	29.2	63	0	DNQ
1974	*Morgan, Dennis	35	823	23.5	43	0	21/11
1975	Pearson, Preston	16	391	24.4	42	0	13/7
1976	*Johnson, Butch	28	693	24.8	74	0	11/5
1977	Johnson, Butch	22	536	24.4	64	0	9/5
1978	Johnson, Butch	29	603	20.8	56	0	27/12
1979	*Springs, Ron	38	780	20.5	70	0	25/12
1980	*Jones, James	32	720	22.5	41	0	11/6
1981	Jones, James	27	517	19.1	33	0	36/17
1982	Fellows, Ron	16	359	22.4	35	0	16/9
1983	Fellows, Ron	43	855	19.9	53	0	26/12
1984	Allen, Gary	33	666	20.2	34	0	24/11
1985	*Lavette, Robert	34	682	20.1	34	0	27/13
1986	Lavette, Robert	36	699	19.4	37	0	27/12
1987	Clack, Darryl	29	635	21.9	48	0	9/7
1988	Burbage, Cornell	20	448	22.4	53	0	9/2
1989	*Dixon, James	47	1,181	25.1	97t	1	5/2
1990	Dixon, James	36	736	20.4	47	0	13/7
1991	Wright, Alexander	21	514	24.5	102t	1	3/2
1992	Martin, Kelvin	24	503	21.0	59	0	13/10
1993	*Williams, Kevin	31	689	22.2	49	0	8/6
1994	Williams, Kevin	43	1,148	26.7	87t	1	4/3
1995	Williams, Kevin	49	1,108	22.6	43	0	16/6
1996	Walker, Herschel	27	779	28.9	89	0	2/2
1997	Walker, Herschel	50	1,167	23.3	49	0	16/10
1998	Mathis, Kevin	25	621	24.8	42	0	13/6

## PUNT RETURNS

Year	Player	No.	Yds.	Avg.	Long	NFL/NFC	
						TD	Rank
1960	Butler, Bill	13	131	10.1	46	0	2
1961	*Marsh, Amos	14	71	5.1	19	0	14
1962	Lockett, J.W.	8	45	5.6	17	0	14
1963	*Stiger, Jim	14	141	10.1	45	0	6
1964	*Renfro, Mel	32	418	13.1	69t	1	3
1965	Renfro, Mel	24	145	6.0	35	0	9
1966	Hayes, Bob	17	106	6.2	18	0	7
1967	Hayes, Bob	24	276	11.5	69t	1	2
1968	Hayes, Bob	15	312	20.8	90t	2	1
1969	Hayes, Bob	18	179	9.9	50	0	3
1970	Hayes, Bob	15	116	7.7	34	0	20/7
1971	Harris, Cliff	17	129	7.6	35	0	11/4
1972	Harris, Cliff	19	78	4.1	21	0	21/11
1973	*Richards, Golden	21	139	6.6	46	0	23/10
1974	*Morgan, Dennis	19	287	15.1	98t	1	3/2
1975	Richards, Golden	28	288	10.3	43t	1	12/5
1976	*Johnson, Butch	45	489	10.9	55	0	8/4
1977	Johnson, Butch	50	423	8.5	38	0	20/7
1978	Johnson, Butch	51	401	7.9	23	0	18/9
1979	*Wilson, Steve	35	236	6.8	13	0	20/7
1980	*Jones, James	54	548	10.1	52	0	5/4
1981	Jones, James	33	188	5.7	17	0	28/14
1982	Fellows, Ron	25	189	7.6	17	0	18/8
1983	Hill, Rod	30	232	7.7	37	0	20/10
1984	Allen, Gary	54	446	8.3	18	0	16/8
1985	Bates, Bill	22	152	6.9	21	0	20/8
1986	Banks, Gordon	27	160	5.9	20	0	22/11
1987	*Martin, Kelvin	22	216	9.8	38	0	12/7
1988	Martin, Kelvin	44	360	8.2	21	0	17/7
1989	Shepard, Derrick	24	160	6.7	17	0	-
1990	Shepard, Derrick	20	121	6.1	13	0	20/13
1991	Martin, Kelvin	21	244	11.6	85t	1	3/3
	*Rookie						



## PUNT RETURNS (cont.)

Year	Player	No.	Yds.	Avg.	Long	NFL/NFC	
						TD	Rank
1992	Martin, Kelvin.....	42	532	12.7	79t	2	2/2
1993	*Williams, Kevin.....	36	381	10.6	64t	2	8/3
1994	Williams, Kevin.....	39	349	8.9	83t	1	13/6
1995	Williams, Kevin.....	18	166	9.2	30	0	DNQ
1996	Martin, Kelvin.....	41	373	9.1	22	0	16/7
1997	Sanders, Deion.....	33	407	12.3	83t	1	5/3
1998	Sanders, Deion.....	24	375	15.6	69t	2	1/1

## INTERCEPTIONS

Year	Player	No.	Yds.	Avg.	Long	NFL/NFC	
						TD	Rank
1960	Bishop, Don.....	3	13	4.3	13	0	25
	Franckhauser, Tom.....	3	11	3.7	9	0	
1961	Bishop, Don.....	8	172	21.5	57	0	2
1962	Bishop, Don.....	6	134	22.3	44	0	9
1963	Green, Cornell.....	7	211	30.1	55	0	6
1964	*Renfro, Mel.....	7	110	15.7	39t	1	4
1965	Green, Cornell.....	3	49	16.3	43	0	27
	Livingston, Warren.....	3	5	1.7	5	0	
	*Logan, Obert.....	3	5	1.7	3	0	
1966	Green, Cornell.....	4	88	22.0	41	1	21
1967	Green, Cornell.....	7	52	7.4	28	0	7
	Renfro, Mel.....	7	38	5.4	30	0	
1968	Howley, Chuck.....	6	115	19.2	58	1	11
1969	Renfro, Mel.....	10	118	11.8	41	0	1
1970	*Waters, Charlie.....	5	45	9.0	20	0	16/9
1971	Adderley, Herb.....	6	182	30.3	46	0	9/4
1972	Waters, Charlie.....	6	132	22.0	56	1	7/3
1973	Jordan, Lee Roy.....	6	78	13.0	31t	1	4/2
1974	Harris, Cliff.....	3	8	2.7	8	0	42/20
1975	Jordan, Lee Roy.....	6	80	13.3	38	0	7/4
1976	Washington, Mark.....	4	49	12.3	22	0	24/11
1977	Harris, Cliff.....	5	7	1.4	7	0	16/7
1978	Barnes, Benny.....	5	72	14.4	38	0	25/14
1979	Hughes, Randy.....	2	91	45.5	68	0	93/45
	Harris, Cliff.....	2	35	17.5	20	0	
	Barnes, Benny.....	2	20	10.0	11	0	
	Lewis, D.D.....	2	8	4.0	5	0	
	Kyle, Aaron.....	2	0	0.0	0	0	
1980	Thurman, Dennis.....	5	114	22.8	78t	1	24/10
	Waters, Charlie.....	5	78	15.6	29	0	
1981	*Walls, Everson.....	11	133	12.1	33	0	1/1
1982	Walls, Everson.....	7	61	8.7	37	0	1/1
1983	Thurman, Dennis.....	6	49	8.2	34	0	15/8
1984	Downs, Michael.....	7	126	18.0	27t	1	4/2
1985	Walls, Everson.....	9	31	3.4	19	0	1/1
1986	Downs, Michael.....	6	54	9.0	31	0	11/7
1987	Walls, Everson.....	5	38	7.6	30	0	7/4
1988	Williams, Robert.....	2	18	9.0	12	0	81/47
	Downs, Michael.....	2	3	1.5	3	0	
	Walls, Everson.....	2	0	0.0	0	0	
1989	Lockhart, Eugene.....	2	14	7.0	12	0	81/41
1990	Holt, Issiac.....	3	72	24.0	64t	1	33/17
	Washington, James.....	3	24	8.0	13	0	
1991	Holt, Issiac.....	4	2	0.5	2	0	23/13
1992	Washington, James.....	3	31	10.3	16	0	43/20
	Gant, Kenneth.....	3	19	6.3	11	0	
1993	Smith, Kevin.....	6	56	9.3	32t	1	7/2
1994	Woodson, Darren.....	5	140	28.0	94t	1	10/5
	Washington, James.....	5	43	8.6	25	0	
1995	Brown, Larry.....	6	124	20.7	65t	2	5/4
	Marion, Brock.....	6	40	6.7	32t	1	
1996	Smith, Kevin.....	5	45	9.0	24	0	11/6
	Woodson, Darren.....	5	43	8.6	21	0	
1997	Sanders, Deion.....	2	81	40.5	50t	1	51/34
	*Stoutmire, Omar.....	2	8	4.0	8	0	
1998	Sanders, Deion.....	5	153	30.6	71t	1	14/5

\*Rookie






## TACKLES

Year	Player	Solo	Assists	Total
1979	Breunig, Bob	81	86	167
1980	Breunig, Bob	69	60	129
1981	Breunig, Bob	63	51	114
1982	Downs, Michael	49	21	70
1983	Breunig, Bob	69	57	126
1984	Downs, Michael	96	40	136
1985	Lockhart, Eugene	69	59	128
1986	Lockhart, Eugene	77	44	121
1987	Downs, Michael	58	28	86
1988	Bates, Bill	85	39	124
1989	Lockhart, Eugene	154	68	222
1990	Lockhart, Eugene	72	67	139
1991	Del Rio, Jack	77	53	130
1992	Norton, Ken	64	56	120
1993	Norton, Ken	93	66	159
1994	Jones, Robert	83	79	162
1995	Woodson, Darren	90	54	144
1996	Strickland, Fred	87	66	153
1997	Marion, Brock	92	66	158
1998	Woodson, Darren	74	62	136

## SACKS

Year	Player	Sacks
1960	Gonzaga, John	2.0
1961	Borden, Nate	3.0
	Howley, Chuck	3.0
	Lilly, Bob	3.0
1962	Lilly, Bob	10.0
1963	Lilly, Bob	5.0
1964	Andrie, George	12.5
1965	Andrie, George	14.5
1966	Andrie, George	18.5
1967	Andrie, George	11.5
1968	Pugh, Jethro	15.5
1969	Pugh, Jethro	13.0
1970	Pugh, Jethro	13.5
1971	Pugh, Jethro	13.0
1972	Pugh, Jethro	7.5
1973	Toomay, Pat	10.5
1974	Martin, Harvey	7.5
1975	Martin, Harvey	9.5
1976	Martin, Harvey	14.5
1977	Martin, Harvey	20.0
1978	White, Randy	16.0
1979	Martin, Harvey	8.5
1980	Martin, Harvey	12.0
1981	Jones, Ed	9.5
1982	Martin, Harvey	8.0
1983	White, Randy	12.5
1984	White, Randy	12.5
1985	Jones, Ed	13.0
1986	Jeffcoat, Jeff	14.0
1987	Jones, Ed	10.0
1988	Cobb, Reggie	7.5
	Noonan, Danny	7.5
1989	Jeffcoat, Jim	11.5
1990	Stubbs, Daniel	7.5
	Jones, Jimmie	7.5
1991	Tolbert, Tony	7.0
1992	Jeffcoat, Jim	10.5
1993	Tolbert, Tony	7.5
1994	Haley, Charles	12.5
1995	Haley, Charles	10.5
1996	Tolbert, Tony	12.0
1997	Carver, Shante	6.0
1998	Pittman, Kavika	6.0



Safety  
Darren  
Woodson

## Temperature at Kickoff

## COWBOYS WARMEST GAMES

DATE	TEAM	W/L	SCORE	TEMP.
9/7/97	@ Arizona	L	22-25	101°
9/20/92	Phoenix	W	31-20	99°
9/13/81	St. Louis	W	30-17	98°
9/12/88	@ Phoenix	W	17-14	98°
9/12/93	Buffalo	L	10-13	97°
9/6/98	Arizona	W	38-10	97°
9/16/90	N.Y. Giants	L	7-28	96°
9/21/80	Tampa Bay	W	28-17	95°
9/15/97	Philadelphia	W	21-20	95°
10/1/89	N.Y. Giants	L	13-30	94°
9/28/97	Chicago	W	27-3	94°

## Playoffs

1/14/96	Green Bay	W	38-27	72°
12/19/76	L.A. Rams	L	12-14	71°
1/21/79	*Pittsburgh	L	31-35	71°
1/17/71	*Baltimore	L	13-16	70°
*@ Miami				

## COWBOYS COLDEST GAMES

DATE	TEAM	W/L	SCORE	TEMP.
12/15/63	@ St. Louis	W	28-24	16°
12/6/92	@ Denver	W	31-27	19°
12/10/95	@ Phila.	L	17-20	19°
12/16/89	@ N.Y. Gia.	L	0-15	20°
12/15/68	@ N.Y. Gia.	W	28-10	21°
12/11/60	@ Detroit	L	14-23	22°
12/16/73	@ St. Louis	W	30-3	22°
11/23/97	@ Green Bay	L	17-45	22°
12/19/81	@ N.Y. Gia.	L	10-13	25°
12/9/61	@ St. Louis	L	20-52	26°
12/21/75	@ N.Y. Jets	W	31-21	28°

Coldest regular season home game:

11/25/93	Miami	L	14-16	32°
----------	-------	---	-------	-----

## Playoffs

12/31/67	@ Green Bay	L	17-21	-13°
1/11/81	@ Phila.	L	7-20	16°
1/7/96	Phila.	W	30-11	26°
12/28/75	@ Minnesota	W	17-14	27°
12/26/83	L.A. Rams	L	17-27	27°



# Cowboys Individual Records

1960 — 12 games; 1961-77 — 14 games; 1978-98 — 16 games.

NOTE: The 1982 regular season was reduced to nine games and the 1987 season to 15 games due to players' strikes.

## SERVICE

### Most Seasons

- 15 Ed Jones, 1974-78, 1980-89
- 15 Bill Bates, 1983-97
- 15 Mark Tuinei, 1983-97
- 14 Bob Lilly, 1961-74
- 14 Lee Roy Jordan, 1963-76
- 14 Mel Renfro, 1964-77
- 14 Jethro Pugh, 1965-78
- 14 Randy White, 1975-88
- 14 Tom Rafferty, 1976-89

### Most Games Played

- 224 Ed Jones, 1974-78, 1980-89
- 217 Bill Bates, 1983-97
- 209 Randy White, 1975-88

### Most Consecutive Games Played

- 196 Bob Lilly, 1961-74
- 168 Cornell Green, 1962-74
- 167 Tom Rafferty, 1976-87

### Most Games Started

- 203 Ed Jones, 1974-78, 1980-89
- 194 Bob Lilly, 1961-74
- 183 Tom Rafferty, 1976-89

### Most Consecutive Games Started

- 154 Lee Roy Jordan, 1966-76
- 145 Cornell Green, 1964-74
- 135 Bob Lilly, 1965-74
- 135 D.D. Lewis, 1972-81

## SCORING

### Most Seasons Leading Team

- 9 Rafael Septien, 1978-86
- 4 Mike Clark, 1968-71
- 3 Roger Ruzek, 1987-89

### Most Consecutive Seasons Leading Team

- 9 Rafael Septien, 1978-86
- 4 Mike Clark, 1968-71
- 3 Roger Ruzek, 1987-89

## POINTS

### Career

- 874 Rafael Septien, 1978-86 (388-pat, 162-fg)
- 806 Emmitt Smith, 1990-97 (134-td, 1-2pt)
- 516 Tony Dorsett, 1977-87 (86-td)

### Season

- 150 Emmitt Smith, 1995 (25-td)
- 132 Emmitt Smith, 1994 (22-td)
- 127 Chris Boniol, 1995 (46-pat, 27-fg)
- 127 Richie Cunningham, 1998 (40-pat, 29-fg)

### Most Seasons, 100 or More Points

- 3 Rafael Septien, 1981, 1983-84
- 3 Emmitt Smith, 1992, 1994-95
- 3 Chris Boniol, 1994-96
- 2 Mike Clark, 1968-69
- 2 Richie Cunningham, 1997-98

### Season, Rookie

- 119 Lin Elliott, 1992 (47-pat, 24-fg)
- 114 Chris Boniol, 1994 (48-pat, 22-fg)
- 80 Ken Willis, 1990 (26-pat, 18-fg)

### Game

- 24 Dan Reeves, vs. Atlanta, 11/5/67 (4 TDs)
- 24 Bob Hayes, vs. Houston, 12/20/70 (4 TDs)
- 24 Calvin Hill, @ Buffalo, 9/19/71 (4 TDs)
- 24 Duane Thomas, vs. St. Louis, 12/18/71 (4 TDs)
- 24 Emmitt Smith, vs. Phoenix, 12/16/90 (4 TDs)
- 24 Emmitt Smith, @ N.Y. Giants, 9/4/95 (4 TDs)

### Game, Opponent

- 24 Dick James, @ Washington, 12/17/61
- 24 Harold Jackson, @ Rams, 10/14/73
- 24 Sterling Sharpe, vs. Green Bay, 11/24/94

### Most Consecutive Games Scoring

- 111 Rafael Septien, 1978-85
- 48 Chris Boniol, 1994-96
- 36 Mike Clark, 1968-70

## TOUCHDOWNS

### Most Seasons Leading Team

- 8 Emmitt Smith, 1990-96, 1998
- 7 Tony Dorsett, 1977-78, 1980, 1982-85
- 4 Bob Hayes, 1965, 1967-68, 1970
- 4 Herschel Walker, 1986-89

### Most Consecutive Seasons Leading Team

- 7 Emmitt Smith, 1990-96
- 4 Tony Dorsett, 1982-85
- 4 Herschel Walker, 1986-89

### Career

- 134 Emmitt Smith, 1990-98 (125-r, 9-p)
- 86 Tony Dorsett, 1977-87 (72-r, 13-p, 1-ret.)
- 76 Bob Hayes, 1965-74 (2-r, 71-p, 3-ret.)

### Season

- 25 Emmitt Smith, 1995 (25-r)
- 22 Emmitt Smith, 1994 (21-r, 1-p)
- 19 Emmitt Smith, 1992 (18-r, 1p)

### Season, Rookie

- 13 Bob Hayes, 1965 (1-r, 12-p)
- 13 Tony Dorsett, 1977 (12-r, 1-p)
- 11 Emmitt Smith, 1990 (11-r)

### Game

- 4 Dan Reeves, vs. Atlanta, 11/5/67 (2-r, 2-p)
- 4 Bob Hayes, vs. Houston, 12/20/70 (4-p)
- 4 Calvin Hill, @ Buffalo, 9/19/71 (4-r)
- 4 Duane Thomas, vs. St. Louis, 12/18/71 (3-r, 1-p)
- 4 Emmitt Smith, vs. Phoenix, 12/16/90 (4-r)
- 4 Emmitt Smith, @ N.Y. Giants, 9/4/95 (4-r)

### Game, Opponent

- 4 Dick James, @ Wash., 12/17/61 (3-r, 1-p)
- 4 Harold Jackson, @ Rams, 10/14/73 (4-p)
- 4 Sterling Sharpe, vs. Green Bay 11/24/94 (4-p)

### Most Consecutive Games Scoring Touchdown

- 11 Emmitt Smith, 1994-95
- 11 Emmitt Smith, 1995
- 9 Emmitt Smith, 1993-94

## POINTS AFTER TOUCHDOWN

### Most Attempted, Career

- 398 Rafael Septien, 1978-86
- 182 Mike Clark, 1968-71, 1973
- 128 Danny Villanueva, 1965-67

### Most Attempted, Season

- 60 Rafael Septien, 1980
- 59 Rafael Septien, 1983
- 56 Danny Villanueva, 1966

### Most Attempted, Game

- 8 Danny Villanueva, vs. Philadelphia, 10/19/66
- 8 Mike Clark, vs. Detroit, 9/15/68
- 8 Rafael Septien, vs. San Francisco, 10/12/80

### Most Attempted, Game, Opponent

- 7 Gerry Perry, @ St. Louis, 12/9/62
- 6 Ten times, last by Jason Elam, @ Denver, 9/13/98

### Most Made, Career

- 388 Rafael Septien, 1978-86
- 180 Mike Clark, 1968-71, 1973
- 125 Danny Villanueva, 1965-67

### Most Made, Season

- 59 Rafael Septien, 1980
- 57 Rafael Septien, 1983
- 56 Danny Villanueva, 1966

### Most Made, Game

- 8 Rafael Septien, vs. San Francisco, 10/12/80
- 8 Mike Clark, vs. Detroit, 9/15/68
- 8 Danny Villanueva, vs. Philadelphia, 10/19/66

### Most Made, Game, Opponent

- 7 Gerry Perry, @ St. Louis, 12/9/62
- 6 Ten times, last by Jason Elam, @ Denver, 9/13/98

### Most Consecutive Made

- 100 Danny Villanueva, 1965-67
- 99 Mike Clark, 1969-1971
- 88 Rafael Septien, 1980-83

### Highest Percentage Made, Career (200 made)

- 97.5 Rafael Septien (398-388)



**Most Made, No Misses, Season**

- 56 Danny Villanueva, 1966
- 54 Mike Clark, 1968
- 48 Chris Boniol, 1994

**FIELD GOALS****Most Attempted, Career**

- 226 Rafael Septien, 1978-88
- 119 Mike Clark, 1968-71, 1973
- 107 Toni Fritsch, 1971-73, 1975

**Most Attempted, Season**

- 39 Ken Willis, 1991
- 37 Richie Cunningham, 1997
- 36 Toni Fritsch, 1972
- 36 Mike Clark, 1969
- 36 Chris Boniol, 1996

**Most Attempted, Game**

- 7 Mike Clark, @ Chicago, 11/24/68
- 7 Chris Boniol, vs. Green Bay, 11/18/96
- 6 Toni Fritsch, vs. Rams, 9/21/75
- 6 Richie Cunningham, @ Arizona, 9/7/97

**Most Attempted, Opponent, Game**

- 7 Sam Baker, @ Philadelphia, 12/5/65
- 6 Tommy Davis, vs. San Francisco, 11/20/60
- 6 Chester Marcol, @ Green Bay, 10/1/72

**Most Made, Career**

- 162 Rafael Septien, 1978-88
- 81 Chris Boniol, 1994-96
- 69 Mike Clark, 1968-71, 1973

**Most Made, Season**

- 34 Richie Cunningham, 1997
- 32 Chris Boniol, 1996
- 29 Richie Cunningham, 1998

**Most Made, Season, Rookie**

- 24 Lin Elliott, 1992
- 22 Chris Boniol, 1994
- 18 Ken Willis, 1990

**Most Made, Game**

- 7 Chris Boniol, vs. Green Bay, 11/18/96
- 5 Roger Ruzek, @ Rams, 12/21/87
- 5 Eddie Murray, vs. Green Bay, 10/3/93
- 5 Chris Boniol, vs. N.Y. Giants, 12/17/95
- 5 Richie Cunningham, @ Arizona, 9/7/97

**Most Made, Opponent, Game**

- 5 Morten Andersen, vs. Atlanta, 10/20/96
- 4 Many times, last by Cary Blanchard, vs. Ind., 9/15/96

**Most Made, No Misses, Game**

- 7 Chris Boniol, vs. Green Bay, 11/18/96
- 5 Roger Ruzek, @ Rams, 12/21/87
- 5 Eddie Murray, vs. Green Bay, 10/3/93
- 5 Chris Boniol, vs. N.Y. Giants, 12/17/95
- 5 Richie Cunningham, vs. Philadelphia, 9/15/97

**Most Made, One Half**

- 5 Chris Boniol, vs. Green Bay, 11/18/96
- 4 Roger Ruzek, vs. N.Y. Giants, 11/2/87
- 4 Richie Cunningham, @ Arizona, 9/7/97

**Most Made, One Quarter**

- 4 Roger Ruzek, vs. N.Y. Giants, 11/2/87

**Most Consecutive Field Goals Made**

- 27 Chris Boniol, 1996
- 26 Chris Boniol, 1995-96
- 18 Richie Cunningham, 1997

**Most Consecutive Games Made**

- 12 Richie Cunningham, 1997
- 11 Lin Elliott, 1992-93
- 11 Chris Boniol, 1995-96
- 10 Mike Clark, 1969-70
- 10 Toni Fritsch, 1972-73
- 10 Toni Fritsch, 1975

**Longest Field Goal**

- 54 Toni Fritsch, @ N.Y. Giants, 9/24/72
- 54 Ken Willis, @ Cleveland, 9/1/91
- 54 Richie Cunningham, @ Denver, 9/13/98
- 53 7 times, last by Richie Cunningham, @ Pitt., 8/31/97

**Longest Field Goal, Opponent**

- 59 Tony Franklin, vs. Philadelphia, 11/12/79
- 55 Fred Steinfort, @ Denver, 9/14/80
- 55 Chip Lohmiller, @ Washington, 9/23/90

**Most Made, 50 or More Yards, Career**

- 8 Rafael Septien, 1978-86
- 4 Ken Willis, 1990-91

**Most Made, 50 or More Yards, Season**

- 4 Ken Willis, 1991
- 3 Lin Elliott, 1992
- 3 Eddie Murray, 1993

**Most Made, 50 or More Yards, Game**

- 2 Eddie Murray, @ Minnesota, 12/12/93

**Highest Field Goal Percentage, Career (100 made)**

- 71.7 Rafael Septien, 1978-86 (226-162)

**Highest Field Goal Percentage, Season (Qualifiers)**

- 96.4 Chris Boniol, 1995 (27-28)
- 91.9 Richie Cunningham, 1997 (34-37)
- 88.9 Chris Boniol, 1996 (32-36)

**Highest Field Goal Percentage, Season, Rookie (Qualifiers)**

- 75.9 Chris Boniol, 1994 (22-29)
- 72.0 Ken Willis, 1990 (18-25)
- 68.6 Lin Elliott, 1992 (24-35)

**SAFETIES****Most, Career**

- 2 Jethro Pugh, 1965-78
- 2 Benny Barnes, 1972-82
- 2 Harvey Martin, 1973-83

**Most, Season**

- 2 Benny Barnes, 1973

**Most, Game**

- 1 By many, last by Kenny Wheaton, vs. Oakland, 9/27/98

**RUSHING****Most Seasons Leading Team**

- 10 Tony Dorsett, 1977-86
- 9 Emmitt Smith, 1990-98
- 7 Don Perkins, 1961-65, 1967-68

**Most Consecutive Seasons Leading Team**

- 10 Tony Dorsett, 1977-86
- 9 Emmitt Smith, 1990-98
- 5 Don Perkins, 1961-65

**Most Consecutive Games Leading Team**

- 41 Emmitt Smith, 1994-96
- 32 Emmitt Smith, 1990-92
- 26 Herschel Walker, 1987-88

**ATTEMPTS****Career**

- 2,914 Emmitt Smith, 1990-98
- 2,755 Tony Dorsett, 1977-87
- 1,500 Don Perkins, 1961-68

**Season**

- 377 Emmitt Smith, 1995
- 373 Emmitt Smith, 1992
- 368 Emmitt Smith, 1994

**Season, Rookie**

- 241 Emmitt Smith, 1990
- 208 Tony Dorsett, 1977
- 204 Calvin Hill, 1969

**Game**

- 35 Emmitt Smith, vs. N.Y. Giants, 11/7/94
- 34 Emmitt Smith, @ Washington, 11/24/91
- 32 7 times, last by Emmitt Smith, vs. Green Bay, 11/24/94

**Game Opponent**

- 40 Barry Sanders, vs. Detroit, 9/19/94
- 38 Walter Payton, Chicago, 11/26/81
- 34 Rodney Hampton, vs. N.Y. Giants, 12/17/95
- 34 Eddie George, vs. Tennessee, 11/27/97
- 34 Fred Lane, vs. Carolina, 12/8/97

**YARDS GAINED****Career**

- 12,566 Emmitt Smith, 1990-98
- 12,036 Tony Dorsett, 1977-87
- 6,217 Don Perkins, 1961-68

**Season**

- 1,773 Emmitt Smith, 1995
- 1,713 Emmitt Smith, 1992
- 1,646 Tony Dorsett, 1981
- 1,563 Emmitt Smith, 1991
- 1,514 Herschel Walker, 1988

**Season, Rookie**

- 1,007 Tony Dorsett, 1977
- 942 Calvin Hill, 1969
- 937 Emmitt Smith, 1990

**Game**

- 237 Emmitt Smith, @ Philadelphia, 10/31/93  
 206 Tony Dorsett, vs. Philadelphia, 12/4/77  
 183 Tony Dorsett, @ N.Y. Giants, 11/9/80

**Game, Rookie**

- 206 Tony Dorsett, vs. Philadelphia, 12/4/77  
 150 Calvin Hill, @ Washington, 11/16/69  
 141 Tony Dorsett, @ St. Louis, 10/9/77

**Game, Opponent**

- 232 Jim Brown, vs. Cleveland, 9/22/63  
 206 Greg Bell, @ Buffalo, 11/18/84  
 195 Earl Campbell, vs. Houston, 11/22/79

**Longest Run (All TDs)**

- 99 Tony Dorsett, @ Minnesota, 1/3/83  
 84 Herschel Walker, vs. Philadelphia, 12/14/86  
 84 Tony Dorsett, vs. Philadelphia, 12/4/77

**Longest Run, Opponent (All TDs)**

- 85 Greg Bell, @ Buffalo, 11/18/84  
 77 Keith Byars, vs. Miami, 11/25/93  
 76 O.J. Anderson, @ St. Louis, 9/2/79

**Most Seasons, 1,000 or More Yards**

- 8 Tony Dorsett, 1977-81, 1983-85  
 8 Emmitt Smith, 1991-98  
 2 Calvin Hill, 1972-73

**Most Consecutive Seasons, 1,000 or More Yards**

- 8 Emmitt Smith, 1991-98  
 5 Tony Dorsett, 1977-81  
 3 Tony Dorsett, 1983-85

**Most Games, 100 or More Yards, Career**

- 55 Emmitt Smith, 1990-98  
 43 Tony Dorsett, 1977-87  
 16 Calvin Hill, 1969-74

**Most Games, 100 or More Yards, Season**

- 11 Emmitt Smith, 1995  
 9 Tony Dorsett, 1981  
 8 Tony Dorsett, 1983  
 8 Emmitt Smith, 1991

**Most Consecutive Games, 100 or More Yards**

- 4 Tony Dorsett, 1979  
 4 Emmitt Smith, 1995  
 4 Emmitt Smith, 1995  
 3 Tony Dorsett, 1981  
 3 Tony Dorsett, 1983  
 3 Emmitt Smith, 1991  
 3 Emmitt Smith, 1998

**AVERAGE GAIN****Career (750 att.)**

- 4.37 Tony Dorsett, 1977-87 (2,755-12,036)  
 4.32 Walt Garrison, 1966-74 (899-3,886)  
 4.31 Emmitt Smith, 1990-98 (2,914-12,566)

**Season (Qualifiers)**

- 5.57 Amos Marsh, 1962 (144-802)  
 5.32 Duane Thomas, 1970 (151-803)  
 5.25 Emmitt Smith, 1993 (283-1,486)

**Game (10 att.)**

- 12.1 Walt Garrison, vs. Washington, 12/9/72 (10-121)  
 10.9 Amos Marsh, @ Washington, 11/4/62 (10-109)  
 10.8 Dan Reeves, vs. Washington, 12/11/66 (10-108)

**TOUCHDOWNS****Most Seasons Leading Team**

- 9 Emmitt Smith, 1990-98  
 7 Tony Dorsett, 1977, 1979-80, 1982-85  
 6 Don Perkins, 1961-64, 1966-67

**Most Consecutive Seasons Leading Team**

- 9 Emmitt Smith, 1990-98  
 4 Don Perkins, 1961-64  
 4 Tony Dorsett, 1982-85  
 4 Herschel Walker, 1986-89

**Career**

- 125 Emmitt Smith, 1990-98  
 72 Tony Dorsett, 1977-87  
 42 Don Perkins, 1961-88

**Season**

- 25 Emmitt Smith, 1995  
 21 Emmitt Smith, 1994  
 18 Emmitt Smith, 1992

**Season, Rookie**

- 12 Tony Dorsett, 1977  
 11 Emmitt Smith, 1990

**Game**

- 4 Calvin Hill, @ Buffalo, 9/19/71  
 4 Emmitt Smith, vs. Phoenix, 12/16/90  
 4 Emmitt Smith, @ N.Y. Giants, 9/4/95

**Game, Opponent**

- 3 Jim Taylor, @ Green Bay, 11/13/60  
 3 Dick James, vs. Washington, 12/17/61  
 3 Cleveland Gary, @ Rams, 11/18/90  
 3 Terry Allen, @ Washington, 12/22/96  
 3 Terrrell Davis, @ Denver, 9/13/98

**Most Consecutive Games Rushing for Touchdown**

- 11 Emmitt Smith, 1994-95  
 11 Emmitt Smith, 1995  
 7 Emmitt Smith, 1994

**PASSING****Most Seasons Leading Team**

- 10 Troy Aikman, 1989-98  
 8 Roger Staubach, 1971, 1973-79  
 7 Danny White, 1980-85, 1987

**Most Consecutive Seasons Leading Team**

- 10 Troy Aikman, 1989-98  
 7 Roger Staubach, 1973-79  
 6 Don Meredith, 1963-68  
 6 Danny White, 1980-85

**RATING****Highest, Career (1,500 att.)**

- 83.42 Roger Staubach, 1969-79  
 82.81 Troy Aikman, 1989-98  
 81.71 Danny White, 1976-88

**Highest, Season (Qualifiers)**

- 104.8 Roger Staubach, 1971  
 99.0 Troy Aikman, 1993  
 94.6 Roger Staubach, 1973

**Highest, Rookie, Season (Qualifiers)**

- 55.7 Troy Aikman, 1989

**ATTEMPTS****Career**

- 4,011 Troy Aikman, 1989-98  
 2,958 Roger Staubach, 1969-79  
 2,950 Danny White, 1976-88

**Season**

- 533 Danny White, 1983  
 518 Troy Aikman, 1997  
 473 Troy Aikman, 1992

**Season, Rookie**

- 293 Troy Aikman, 1989  
 219 Steve Walsh, 1989  
 68 Don Meredith, 1960

**Game**

- 57 Troy Aikman, vs. Minnesota, 11/26/98  
 53 Troy Aikman, @ Cincinnati, 12/14/97  
 52 Troy Aikman, @ N.Y. Giants, 10/5/97

**Game, Opponent**

- 56 Warren Moon, @ Houston, 11/10/91  
 56 Jake Plummer, @ Arizona, 11/15/98  
 54 Neil Lomax, vs. St. Louis, 12/27/87  
 54 Mark Rypien, vs. Washington, 11/22/90

**COMPLETIONS****Career**

- 2,479 Troy Aikman, 1989-98  
 1,761 Danny White, 1976-88  
 1,685 Roger Staubach, 1969-79

**Season**

- 334 Danny White, 1983  
 302 Troy Aikman, 1992  
 296 Troy Aikman, 1996

**Season, Rookie**

- 155 Troy Aikman, 1989  
 110 Steve Walsh, 1989  
 29 Don Meredith, 1960

**Game**

- 34 Troy Aikman, @ N.Y. Giants, 10/5/97  
 34 Troy Aikman, vs. Minnesota, 11/26/98  
 33 Gary Hogeboom, @ Rams, 9/3/84  
 33 Troy Aikman, @ Miami, 10/27/96

**Game, Opponent**

- 41 Warren Moon, @ Houston, 11/10/91  
 31 Jake Plummer, @ Arizona, 11/15/98  
 30 Wade Wilson, @ Atlanta, 12/21/92

**Consecutive Passes Completed**

- 14 Steve Pelluer, vs. Seattle, 11/27/86  
 13 Troy Aikman, @ Atlanta, 12/21/92  
 13 Troy Aikman, @ Oakland, 11/19/95  
 13 Troy Aikman, @ Arizona, 11/15/98  
 12 Roger Staubach, vs. Baltimore (11), 9/4/78;  
 vs. N.Y. Giants (1), 9/10/78  
 12 Danny White, @ Philadelphia, 11/6/83  
 12 Troy Aikman, @ Green Bay, 10/6/91





## COMPLETION PERCENTAGE

## Career (1,500 att.)

- 61.8 Troy Aikman, 1989-98 (4,011-2,479)
- 59.7 Danny White, 1976-88 (2,950-1,761)
- 57.0 Roger Staubach, 1969-79 (2,958-1,685)

## Season (Qualifiers)

- 69.1 Troy Aikman, 1993 (271-392)
- 65.3 Troy Aikman, 1991 (363-237)
- 64.8 Troy Aikman, 1995 (432-280)

## Season, Rookie (Qualifiers)

- 52.9 Troy Aikman, 1989 (293-155)

## Game (20 attempts)

- 87.5 Danny White, @ Philadelphia, 11/6/83 (24-21)
- 85.7 Troy Aikman, @ Atlanta, 12/21/92 (21-18)
- 80.8 Troy Aikman, @ N.Y. Giants, 9/30/90 (26-21)

## YARDS GAINED

## Career

- 28,346 Troy Aikman, 1989-98
- 22,700 Roger Staubach, 1969-79
- 21,959 Danny White, 1976-88

## Season

- 3,980 Danny White, 1983
- 3,586 Roger Staubach, 1979
- 3,445 Troy Aikman, 1992

## Season, Rookie

- 1,749 Troy Aikman, 1989
- 1,371 Steve Walsh, 1989

## Game

- 460 Don Meredith, @ San Francisco, 11/10/63
- 455 Troy Aikman, vs. Minnesota, 11/26/98
- 406 Don Meredith, @ Washington, 11/13/66

## Game, Rookie

- 379 Troy Aikman, @ Phoenix, 11/12/89
- 294 Steve Walsh, vs. San Francisco, 10/15/89
- 264 Steve Walsh, vs. Phoenix, 10/29/89

## Game, Opponent

- 466 Bill Wade, vs. Chicago, 11/18/62
- 465 Jake Plummer, @ Arizona, 11/15/98
- 432 Phil Simms, @ N.Y. Giants, 10/6/85
- 432 Warren Moon, @ Houston, 11/10/91

## Most Seasons, 3,000 or More Passing Yards

- 5 Troy Aikman, 1992-93, 1995-97
- 4 Danny White, 1980-81, 1983, 1985
- 2 Roger Staubach, 1978-79

## Most Games, 300 or More Passing Yards, Career

- 11 Troy Aikman, 1989-98
- 10 Danny White, 1976-88
- 7 Don Meredith, 1960-68

## Most Games, 300 or More Passing Yards, Season

- 3 Don Meredith, 1966
- 3 Roger Staubach, 1979
- 3 Danny White, 1983

## Most Consecutive Games, 300 or More Passing Yards

- 2 Don Meredith, 1963

## Longest Pass Completion (All TDs except as noted)

- 95 Don Meredith, (to Hayes), vs. Wash., 11/13/66
- 91 Roger Staubach, (to Dorsett), vs. Balt., 9/4/78
- 90 Troy Aikman, (to Harper), @ San Francisco, 11/13/94 (no TD)

## Longest Pass Completion, Opponent (All TDs)

- 94 Norm Snead (to Rich Houston), @ N.Y. Giants, 9/24/72
- 89 Kerry Collins (to Andre Hastings), @ New Orleans, 12/6/98
- 88 Sonny Jurgensen (to Charley Taylor), @ Washington, 11/16/69

## AVERAGE GAIN

## Career (1,500 att.)

- 7.67 Roger Staubach, 1969-79 (1,685-22,700)
- 7.45 Don Meredith, 1960-68 (2,308-17,199)
- 7.44 Danny White, 1976-88 (1,761-21,959)

## Season (Qualifiers)

- 8.92 Roger Staubach, 1971 (211-1,882)
- 8.79 Craig Morton, 1970 (207-1,819)
- 8.67 Craig Morton, 1969 (302-2,619)

## Game (20 att.)

- 15.15 Don Meredith, vs. Phila., 10/9/66 (26-394)
- 14.92 Don Meredith, vs. N.Y. Giants, 9/18/66 (24-358)
- 14.00 Don Meredith, @ Wash., 11/13/66 (29-406)

## TOUCHDOWNS

## Career

- 155 Danny White, 1976-88
- 153 Roger Staubach, 1969-79
- 141 Troy Aikman, 1989-98

## Season

- 29 Danny White, 1983
- 28 Danny White, 1980
- 27 Roger Staubach, 1979

## Season, Rookie

- 9 Troy Aikman, 1989
- 5 Steve Walsh, 1989

## Game

- 5 Eddie LeBaron, @ Pittsburgh, 10/21/62
- 5 Don Meredith, vs. N.Y. Giants, 9/18/66
- 5 Don Meredith, vs. Philadelphia, 10/9/66
- 5 Don Meredith, vs. Philadelphia, 9/29/68
- 5 Craig Morton, vs. Philadelphia, 10/19/69
- 5 Craig Morton, vs. Houston, 12/20/70
- 5 Danny White, @ N.Y. Giants, 10/20/83

## Game, Rookie

- 4 Troy Aikman, vs. Rams, 12/3/89

## Game, Opponent

- 6 Y.A. Tittle, @ N.Y. Giants, 12/16/62
- 5 Charley Johnson, @ St. Louis, 12/9/62
- 5 Bill Nelsen, @ Cleveland, 11/2/69

## Most Games, Four or More Touchdown Passes, Career

- 8 Danny White, 1976-88
- 6 Don Meredith, 1960-68

## Most Games, Four or More Touchdown Passes, Season

- 3 Don Meredith, 1966
- 2 Danny White, 1980

## Most Consecutive Games, Four or More Touchdown Passes

- 1 By many, last by Troy Aikman, @ Pittsburgh, 8/31/97

## Most Consecutive Games, Touchdown Pass

- 16 Troy Aikman, 1993-94
- 12 Don Meredith, 1965-66
- 12 Roger Staubach, 1977-78

## HAD INTERCEPTED

## Career

- 132 Danny White, 1976-88
- 115 Troy Aikman, 1989-98
- 111 Don Meredith, 1960-68

## Season

- 25 Eddie LeBaron, 1960
- 25 Danny White, 1980
- 23 Danny White, 1983

## Game

- 5 Eddie LeBaron, vs. Philadelphia, 9/30/60
- 5 Eddie LeBaron, vs. St. Louis, 11/5/61
- 5 Danny White, @ N.Y. Giants, 11/9/80
- 5 Steve Pelluer, vs. Raiders, 11/9/86

## Game, Opponent

- 6 Pete Liske, @ Philadelphia, 9/26/71

## Most Consecutive Passes Attempted, None Intercepted

- 184 Troy Aikman, 1995
- 156 Don Meredith, 1965-66
- 151 Troy Aikman, 1993

## Most Attempts, No Interceptions, Game

- 57 Troy Aikman, vs. Minnesota, 11/26/98
- 47 Danny White, @ San Diego, 11/13/83
- 45 Troy Aikman, vs. Washington, 11/16/97

## Most Attempts, No Interceptions, Game, Opponent

- 56 Warren Moon, @ Houston, 11/10/91
- 47 Kent Graham, @ Arizona, 9/7/97
- 46 Fran Tarkenton, vs. N.Y. Giants, 10/11/71
- 46 Sonny Jurgensen, @ Washington, 11/13/66

## LOWEST PERCENTAGE PASSES INTERCEPTED

## Career (1,500 att.)

- 2.87 Troy Aikman, 1989-98 (4,011-115)
- 3.70 Roger Staubach, 1969-79 (2,958-109)
- 4.47 Danny White, 1976-88 (2,950-132)

**Season (Qualifiers)**

- 1.53 Troy Aikman, 1993 (392-6)
- 1.59 Troy Aikman, 1998 (315-5)
- 1.62 Troy Aikman, 1995 (432-7)

**Season, Rookie (Qualifiers)**

- 6.14 Troy Aikman, 1989 (293-18)

**TIMES SACKED****Career**

- 311 Roger Staubach, 1969-79
- 251 Don Meredith, 1960-68
- 242 Danny White, 1976-88

**Season**

- 58 Don Meredith, 1964
- 47 Steve Pelluer, 1986
- 44 Danny White, 1987

**Game**

- 11 Steve Pelluer, @ San Deigo, 11/16/86
- 11 Troy Aikman, vs. Philadelphia, 9/15/91
- 9 Craig Morton, @ Green Bay, 10/24/65

**Game, Opponent**

- 12 Warren Moon, @ Houston, 9/29/85
- 11 Greg Landry, vs. Detroit, 10/6/75
- 11 David Norrie, @ N.Y. Jets, 10/4/87

**Highest Attempts/Sack Ratio, Career (1,500 att.)**

- 18.7 Troy Aikman, 1989-98 (4,238-227)
- 13.2 Danny White, 1976-88 (3,192-242)
- 10.5 Roger Staubach, 1969-79 (3,269-311)

**Highest Attempts/Sack Ratio, Season (Qualifiers)**

- 36.0 Troy Aikman, 1998 (324-9)
- 31.9 Troy Aikman, 1995 (446-14)
- 26.8 Troy Aikman, 1996 (483-18)

**PASS RECEIVING****RECEPTIONS****Most Seasons Leading Team**

- 8 Michael Irvin, 1991-98
- 5 Tony Hill, 1979-82, 1985
- 4 Drew Pearson, 1974-77

**Most Consecutive Seasons Leading Team**

- 8 Michael Irvin, 1991-98
- 4 Drew Pearson, 1974-77
- 3 Lance Rentzel, 1967-69
- 3 Tony Hill, 1979-81

**Most Consecutive Games Leading or Tied Team Lead**

- 8 Michael Irvin, 1991-92
- 6 Lance Rentzel, 1968-69
- 6 Bob Hayes, 1966-67
- 6 Billy Howton, 1961-62

**Career**

- 740 Michael Irvin, 1988-98
- 489 Drew Pearson, 1973-83
- 479 Tony Hill, 1977-86

**Season**

- 111 Michael Irvin, 1995
- 93 Michael Irvin, 1991
- 88 Michael Irvin, 1993

**Season, Rookie**

- 46 Bob Hayes, 1965
- 41 Mike Sherrard, 1986
- 32 Don Perkins, 1961
- 32 Michael Irvin, 1988

**Game**

- 13 Lance Rentzel, vs. Washington, 11/19/67
- 12 Emmitt Smith, @ Phoenix, 11/22/92
- 12 Michael Irvin, vs. San Francisco, 10/17/93
- 12 Michael Irvin, @ Miami, 10/27/96

**Game, Rookie**

- 8 Bob Hayes, vs. Philadelphia, 10/10/65
- 7 Drew Pearson, vs. Miami, 11/22/73
- 7 Karl Powe, @ San Francisco, 12/22/85

**Game, Opponent**

- 12 J.R. Wilburn, @ Pittsburgh, 10/22/67
- 12 Jerry Rice, vs. San Francisco, 11/11/90
- 12 Tim Brown, @ Oakland, 11/19/95
- 12 Larry Centers, @ Arizona, 12/25/95

**Most Consecutive Games, Pass Reception**

- 117 Michael Irvin, 1990-98
- 72 Tony Hill, 1981-86
- 58 Drew Pearson, 1974-78

**Most Seasons 50 or More Pass Receptions**

- 8 Michael Irvin, 1991-98
- 4 Tony Hill, 1979-80, 1984-85
- 4 Jay Novacek, 1990-92, 1995
- 4 Emmitt Smith, 1992-95
- 3 Drew Pearson, 1974, 1976, 1979
- 3 Herschel Walker, 1986-88

**YARDS****Most Seasons Leading Team**

- 8 Tony Hill, 1978-85
- 8 Michael Irvin, 1991-98
- 5 Bob Hayes, 1965-67, 1970-71

**Most Consecutive Seasons Leading Team**

- 8 Tony Hill, 1978-85
- 8 Michael Irvin, 1991-98
- 4 Frank Clarke, 1961-64
- 4 Drew Pearson, 1974-77

**Career**

- 11,737 Michael Irvin, 1988-98
- 7,988 Tony Hill, 1977-86
- 7,822 Drew Pearson, 1973-83

**Season**

- 1,603 Michael Irvin, 1995
- 1,523 Michael Irvin, 1991
- 1,396 Michael Irvin, 1992
- 1,330 Michael Irvin, 1993
- 1,241 Michael Irvin, 1994

**Season, Rookie**

- 1,003 Bob Hayes, 1965
- 744 Mike Sherrard, 1986
- 654 Michael Irvin, 1988

**Game**

- 246 Bob Hayes, @ Washington, 11/13/66
- 241 Frank Clarke, vs. Washington, 9/16/62
- 233 Lance Rentzel, vs. Washington, 11/19/67

**Game, Rookie**

- 203 James Dixon, @ Phoenix, 11/12/89
- 177 Bob Hayes, vs. Philadelphia, 10/10/65
- 149 Michael Irvin, @ Washington, 12/11/88

**Game, Opponent**

- 238 Harold Jackson, @ Rams, 10/14/73
- 201 Johnny Morris, vs. Chicago, 11/18/62
- 199 Charley Taylor, @ Washington, 11/13/66

**Longest Pass Reception****(All TDs except as noted)**

- 95 Bob Hayes (from Meredith), vs. Washington, 11/13/66
- 91 Tony Dorsett (from Staubach), vs. Balt., 9/4/78
- 90 Alvin Harper (from Aikman), @ San Francisco, 11/13/94 (No TD)

**Longest Pass Reception, Opponent (All TDs)**

- 94 Rich Houston (from Norm Snead), @ N.Y. Giants, 9/24/72
- 89 Andre Hastings (from Kerry Collins), @ New Orleans, 12/6/98
- 88 Charley Taylor (from Sonny Jurgensen), @ Washington, 11/16/69

**Most Seasons 1,000 or More Yards Pass Receiving**

- 7 Michael Irvin, 1991-95, 1997-98
- 3 Tony Hill, 1979-80, 1985
- 2 Bob Hayes, 1965-66
- 2 Drew Pearson, 1974, 1979

**Most Games, 100 or More Yards Pass Receiving, Career**

- 46 Michael Irvin, 1988-98
- 26 Tony Hill, 1977-86
- 21 Bob Hayes, 1965-75

**Most Games, 100 or More Yards Pass Receiving, Season**

- 11 Michael Irvin, 1995
- 7 Michael Irvin, 1991
- 6 Bob Hayes, 1967
- 6 Michael Irvin, 1992

**Most Consecutive Games, 100 or More Yards Pass Receiving**

- 7 Michael Irvin, 1995
- 3 Lance Rentzel, 1968-69
- 3 Michael Irvin, 1991
- 3 Michael Irvin, 1992
- 3 Michael Irvin, 1993
- 3 Michael Irvin, 1995





## AVERAGE GAIN

## Career (200 receptions)

- 20.0 Bob Hayes, 1965-74 (365-7,295)  
18.6 Frank Clarke, 1960-67 (281-5,214)  
16.7 Tony Hill, 1977-86 (479-7,988)

## Season (Qualifiers)

- 26.1 Bob Hayes, 1970 (34-889)  
24.9 Alvin Harper, 1994 (33-821)  
24.0 Bob Hayes, 1971 (35-840)

## Game (3 receptions)

- 45.3 Alvin Harper, @ San Fran., 11/13/94 (3-136)  
44.3 Tony Hill, @ Washington, 9/5/83 (3-133)  
42.0 Frank Clarke, @ N.Y. Giants, 10/20/63 (4-168)

## TOUCHDOWNS

## Career

- 71 Bob Hayes, 1965-74  
62 Michael Irvin, 1988-98  
51 Tony Hill, 1977-86

## Season

- 14 Frank Clarke, 1962  
13 Bob Hayes, 1966  
12 Lance Rentzel, 1969  
12 Bob Hayes, 1965

## Season, Rookie

- 12 Bob Hayes, 1965  
5 Billy Joe Dupree, 1973  
5 Mike Sherrard, 1986  
5 Michael Irvin, 1988

## Game

- 4 Bob Hayes, vs. Houston, 12/20/70  
3 11 times, last by Michael Irvin, vs. Phoenix, 9/20/92

## Game, Opponent

- 4 Harold Jackson, @ Rams, 10/14/73  
4 Sterling Sharpe, vs. Green Bay, 11/24/94

## Most Consecutive Games, Touchdown

- 7 Frank Clarke, 1961-62  
7 Bob Hayes, 1965-66  
6 Frank Clarke, 1963  
6 Bob Hayes, 1966-67  
6 Michael Irvin, 1995

## RUSHING-RECEIVING

## Most Seasons Leading Team

- 9 Tony Dorsett, 1977-85  
9 Emmitt Smith, 1990-98  
3 Calvin Hill, 1969, 1972-73  
3 Herschel Walker, 1986-88

## Most Consecutive Seasons Leading Team

- 9 Tony Dorsett, 1977-85  
9 Emmitt Smith, 1990-98  
3 Herschel Walker, 1986-88

## ATTEMPTS

## Career

- 3,329 Emmitt Smith, 1990-98 (ru-2,914, re-415)  
3,137 Tony Dorsett, 1977-87 (ru-2,755, re-382)  
1,646 Don Perkins, 1961-68 (ru-1,500, re-146)

## Season

- 439 Emmitt Smith, 1995 (ru-377, re-62)  
432 Emmitt Smith, 1992 (ru-373, re-59)  
418 Emmitt Smith, 1994 (ru-368, re-50)

## Season, Rookie

- 265 Emmitt Smith, 1990 (ru-241, re-24)  
237 Tony Dorsett, 1977 (ru-208, re-29)  
232 Don Perkins, 1961 (ru-200, re-32)

## Game

- 42 Emmitt Smith, @ N.Y. Giants, 1/2/94 (ru-32, re-10)  
39 Emmitt Smith, @ G.B., 10/6/91 (ru-32, re-7)  
38 Emmitt Smith, @ Cleveland, 9/1/91 (ru-32, re-6)  
38 Emmitt Smith, vs. N.Y. Giants, 11/7/94 (ru-35, re-3)  
38 Emmitt Smith, vs. G.B., 11/24/94 (ru-32, re-6)

## YARDS

## Career

- 15,468 Tony Dorsett, 1977-87 (ru-12,036, re-3,432)  
15,175 Emmitt Smith, 1990-98 (ru-12,566, re-2,609)  
10,685 Michael Irvin, 1988-97 (ru-5, re-10,680)

## Season

- 2,148 Emmitt Smith, 1995 (ru-1,773, re-375)  
2,048 Emmitt Smith, 1992 (ru-1,713, re-335)  
2,019 Herschel Walker, 1988 (ru-1,514, re-505)

## Season, Rookie

- 1,280 Tony Dorsett, 1977 (ru-1,007, re-273)  
1,174 Calvin Hill, 1969 (ru-942, re-232)  
1,165 Emmitt Smith, 1990 (ru-937, re-228)

## Game

- 292 Herschel Walker, vs. Philadelphia, 12/14/86 (ru-122, re-170)  
254 Tony Dorsett, vs. Baltimore, 9/4/78 (ru-147, re-107)  
246 Bob Hayes, @ Washington, 11/13/66 (re-246)

## PUNTING

## PUNTS

## Career

- 612 Danny White, 1976-88  
591 Mike Saxon, 1985-92  
253 John Jett, 1993-96

## Season

- 86 Mike Saxon, 1986  
86 Toby Gowin, 1997  
82 Danny White, 1984

## Season, Rookie

- 86 Toby Gowin, 1997  
81 Mike Saxon, 1985  
68 Mitch Hoopes, 1975

## Game

- 11 Danny White, vs. Philadelphia, 9/23/84  
10 By Many, last by Mike Saxon, vs. Chicago, 11/17/85

## Game, Opponent

- 11 Danny Villanueva, @ Rams, 9/30/62  
11 John James, @ Atlanta, 9/15/74  
11 Marv Bateman, vs. Buffalo, 11/15/76  
11 Rich Camarillo, vs. New England, 11/22/84

## Longest Punt

- 84 Ron Widby, @ New Orleans, 11/3/68  
75 Billy Lothridge, vs. N.Y. Giants, 10/11/64  
75 Sam Baker, vs. Rams, 9/30/62

## Longest Punt, Opponent

- 81 Tom McNeill, @ New Orleans, 9/28/69  
80 Randall Cunningham, vs. Phila., 10/16/94  
78 Jerry Norton, vs. St. Louis, 11/5/61  
78 Bill Van Heusen, @ Denver, 12/2/73

## AVERAGE GROSS YARDS

## Career (300 punts)

- 41.5 Mike Saxon, 1985-92 (591-24,542)  
40.1 Danny White, 1976-84 (612-24,571)

## Season (Qualifiers)

- 45.4 Sam Baker, 1962 (57-2,589)  
44.2 Sam Baker, 1963 (71-3,138)  
43.4 Toby Gowin, 1998 (77-3,342)

## Season, Rookie (Qualifiers)

- 41.9 Mike Saxon, 1985 (81-3,396)  
41.8 John Jett, 1993 (56-2,342)  
41.8 Toby Gowin, 1997 (86-3,592)

## Game (4 punts)

- 55.3 Toby Gowin, vs. Chicago, 9/28/97 (6-332)  
53.4 Ron Widby, @ New Orleans, 11/3/68 (5-267)  
53.0 Marv Bateman, vs. Cincinnati, 11/4/73 (5-265)

## Game, Opponent (4 punts)

- 54.4 John Kidd, @ Miami, 10/27/96 (5-272)  
54.3 Gary Collins, @ Cleveland, 10/17/65 (6-326)  
54.0 Dave Jennings, N.Y. Giants, 10/5/80 (5-270)

## AVERAGE NET YARDS

## Career (300 punts)

- 34.8 Mike Saxon, 1985-92 (591-24,542)  
34.1 Danny White, 1976-88 (612-21,052)

## Season (Qualifiers)

- 40.7 Sam Baker, 1962 (57-2,319)  
40.6 Sam Baker, 1963 (71-2,882)  
39.5 Dave Sherrer, 1960 (57-2,252)

## Season, Rookie (Qualifiers)

- 38.1 Billy Lothridge, 1964 (62-2,361)  
37.7 John Jett, 1993 (56-2,113)  
36.2 Marv Bateman, 1972 (51-1,848)

## Game (4 punts)

- 50.6 Ron Widby, @ New Orleans, 11/3/68 (5-253)  
49.2 John Jett, @ Atlanta, 11/21/93 (6-295)  
49.0 Marv Bateman, vs. St. Louis, 9/30/73 (4-191)

**Game, Opponent (4 punts)**

- 51.0 Pat Studstill, vs. Rams, 11/25/71 (4-204)  
50.0 Dave Jennings, vs. N.Y. Giants, 10/5/80  
(5-250)

**HAD BLOCKED****Career**

- 5 Danny White, 1976-88  
4 Mike Saxon, 1985-92

**Season**

- 2 Marv Bateman, 1973  
2 Danny White, 1976  
2 Mike Saxon, 1989

**Most Consecutive Punts, None Blocked**

- 341 Danny White, 1978-83  
253 John Jett, 1993-96  
204 Mike Saxon, 1989-92

**INSIDE 20****Career**

- 166 Mike Saxon, 1985-92  
159 Danny White, 1976-88  
87 John Jett, 1993-96

**Season**

- 31 Toby Gowin, 1998  
28 Mike Saxon, 1986  
27 Danny White, 1977

**Game**

- 5 Danny Villanueva, @ Cleveland, 10/17/65  
5 Duane Carrell, vs. St. Louis, 11/3/74  
5 Toby Gowin, @ Washington, 10/13/97  
4 By many, last by Toby Gowin, vs.  
Philadelphia, 12/20/98

**Fewest Touchbacks in a Season (Qualifiers)**

- 2 Danny White, 1982  
3 Allen Green, 1961  
3 Danny Villanueva, 1966  
3 Marv Bateman, 1972  
3 John Jett, 1993

**PUNT RETURNS****Most Seasons Leading Team**

- 5 Bob Hayes, 1966-70  
5 Kelvin Martin, 1987-88, 1991-92, 1996  
3 Butch Johnson, 1976-78  
3 Kevin Williams, 1993-95

**Most Consecutive Seasons Leading Team**

- 5 Bob Hayes, 1966-70  
3 Butch Johnson, 1976-78  
3 Kevin Williams, 1993-95

**RETURNS****Career**

- 179 Kelvin Martin, 1987-92, 1996  
146 Butch Johnson, 1976-83  
109 Mel Renfro, 1964-77

**Season**

- 54 James Jones, 1980  
54 Gary Allen, 1984  
51 Butch Johnson, 1978

**Season, Rookie**

- 54 James Jones, 1980  
45 Butch Johnson, 1976  
36 Kevin Williams, 1993

**Game**

- 9 Butch Johnson, vs. Buffalo, 11/15/76  
8 Ron Fellows, vs. Cleveland, 11/25/82  
7 By many, last by Gary Allen, @ N.Y. Giants,  
9/9/84

**Game, Opponent**

- 8 Phil McConkey, vs. N.Y. Giants, 11/4/84  
7 Phillip Epps, vs. Green Bay, 9/23/84  
7 Irving Fryar, vs. New England, 11/22/84  
7 Vai Sikahema, @ St. Louis, 9/13/87

**FAIR CATCHES****Career**

- 61 Kelvin Martin, 1987-92, 1996  
42 Kevin Williams, 1993-96  
38 Mel Renfro, 1964-77  
38 Butch Johnson, 1976-83

**Season**

- 18 Golden Richards, 1973  
18 Kelvin Martin, 1992  
16 Cliff Harris, 1972

**Game**

- 4 Golden Richards, @ New England, 11/16/75  
4 Golden Richards, @ Washington, 11/7/74  
4 Kelvin Martin, vs. Philadelphia, 12/18/88

**Game, Opponent**

- 5 Amari Toomer, N.Y. Giants, 9/8/96  
4 Jim Lindsey, Minnesota, 9/25/66  
4 Rickie Harris, Washington, 12/11/66  
4 Bruce Taylor, San Francisco, 11/23/72  
4 Phillip Epps, Green Bay, 9/23/84  
4 Jeff Groth, New Orleans, 10/21/84

**YARDS GAINED****Career**

- 1,803 Kelvin Martin, 1987-92, 1996  
1,313 Butch Johnson, 1976-83  
1,158 Bob Hayes, 1965-74

**Season**

- 548 James Jones, 1980  
532 Kelvin Martin, 1992  
489 Butch Johnson, 1976

**Season, Rookie**

- 548 James Jones, 1980  
489 Butch Johnson, 1976  
418 Mel Renfro, 1964

**Game**

- 124 Kelvin Martin, @ Philadelphia, 12/15/91  
122 Bob Hayes, vs. Pittsburgh, 12/8/68  
117 Mel Renfro, vs. Green Bay, 11/29/64  
117 Butch Johnson, vs. Buffalo, 11/15/76

**Game, Opponent**

- 105 Terance Mathis, @ N.Y. Jets, 11/4/90  
100 Johnny Bailey, @ Phoenix, 11/22/92  
88 Michael Harper, @ N.Y. Jets, 10/4/87

**Longest Punt Return (All TDs)**

- 98 Dennis Morgan, vs. St. Louis, 10/13/74  
90 Bob Hayes, vs. Pittsburgh, 12/8/68  
85 Kelvin Martin, @ Philadelphia, 12/15/91

**Longest Punt Return/Opponent (All TDs)**

- 98 Terance Mathis, @ N.Y. Jets, 11/4/90  
78 Michael Harper, @ N.Y. Jets, 10/4/87  
74 John Roland, vs. St. Louis, 11/16/70

**AVERAGE YARDAGE****Career (75 returns)**

- 11.1 Bob Hayes, 1965-74 (104-1,158)  
10.1 Kelvin Martin, 1987-92, 1996 (179-1,803)  
9.6 Kevin Williams, 1993-96 (95-913)

**Season (Qualifiers)**

- 20.8 Bob Hayes, 1968 (15-312)  
15.6 Deion Sanders, 1998 (24-375)  
15.1 Dennis Morgan, 1974 (19-287)

**Season, Rookie (Qualifiers)**

- 15.1 Dennis Morgan, 1974 (19-287)  
13.1 Mel Renfro, 1964 (32-418)  
10.9 Butch Johnson, 1976 (45-489)

**Game (3 returns)**

- 40.7 Bob Hayes, vs. Pittsburgh, 12/8/68 (3-122)  
32.0 Kevin Williams, vs. Wash., 11/20/94 (3-96)  
29.3 Mel Renfro, vs. Green Bay, 11/29/64 (4-117)

**Game, Opponent (3 returns)**

- 30.0 Ron Smith, @ Oakland, 12/14/74 (3-90)  
29.3 Michael Harper, @ N.Y. Jets, 10/4/87 (3-88)  
25.0 Johnny Bailey, @ Phoenix, 11/22/92 (4-100)

**TOUCHDOWNS****Career**

- 3 Bob Hayes, 1965-74  
3 Kelvin Martin, 1987-92, 1996  
3 Kevin Williams, 1993-96  
3 Deion Sanders, 1995-98

**Season**

- 2 Bob Hayes, 1968  
2 Kelvin Martin, 1992  
2 Kevin Williams, 1993  
2 Deion Sanders, 1998

**Game**

- 1 By many, last by Deion Sanders, @  
Philadelphia, 11/2/98

**KICKOFF RETURNS****Most Seasons Leading Team**

- 3 Mel Renfro, 1964-66  
3 Butch Johnson, 1976-78  
3 Kevin Williams, 1993-95



**Most Consecutive Seasons Leading Team**

- 3 Mel Renfro, 1964-66
- 3 Butch Johnson, 1976-78
- 3 Kevin Williams, 1993-95

**RETURNS****Career**

- 144 Kevin Williams, 1993-96
- 101 James Dixon, 1989-91
- 85 Mel Renfro, 1964-77

**Season**

- 50 Herschel Walker, 1997
- 49 Kevin Williams, 1995
- 47 James Dixon, 1989

**Season, Rookie**

- 47 James Dixon, 1989
- 40 Mel Renfro, 1964
- 38 Ron Springs, 1979

**Game**

- 8 Mel Renfro, vs. Green Bay, 11/29/64
- 7 Robert Lavette, @ N.Y. Giants, 10/6/85
- 6 By many, last by Herschel Walker, vs. Tennessee, 11/27/97

**Game, Opponent**

- 8 Mel Gray, @ Detroit, 11/8/92
- 7 Terry Metcalf, @ St. Louis, 10/9/77
- 7 Dave Turner, vs. Cincinnati, 9/30/79
- 7 James Owens, vs. San Francisco, 10/12/80
- 7 Ryan Terry, vs. Arizona, 9/24/95

**YARDS****Career**

- 3,416 Kevin Williams, 1993-96
- 2,315 James Dixon, 1989-91
- 2,246 Mel Renfro, 1964-77

**Season**

- 1,181 James Dixon, 1989
- 1,167 Herschel Walker, 1997
- 1,148 Kevin Williams, 1994

**Season, Rookie**

- 1,181 James Dixon, 1989
- 1,017 Mel Renfro, 1964
- 823 Dennis Morgan, 1974

**Game**

- 198 Herschel Walker, vs. Atlanta, 10/20/96
- 193 Alexander Wright, vs. Atlanta, 12/22/91
- 186 James Dixon, @ Green Bay, 10/8/89

**Game, Opponent**

- 247 Tim Brown, @ Philadelphia, 11/6/66
- 188 James Owens, San Francisco, 10/12/80
- 180 Brian Mitchell, vs. Washington, 11/20/94

**Longest Kickoff Return (All TDs)**

- 102 Alexander Wright, vs. Atlanta, 12/22/91
- 101 Amos Marsh, vs. Philadelphia, 10/14/62
- 101 Ike Thomas, vs. N.Y. Jets, 12/4/71

**Longest Kickoff Return, Opponent (All TDs)**

- 108 Roy Green, St. Louis, 10/21/79
- 95 Robert Brooks, Green Bay, 10/3/93
- 93 Jim Butler, Pittsburgh, 10/30/66
- 93 Tim Brown, @ Philadelphia, 11/6/66

**AVERAGE YARDAGE****Career (75 returns)**

- 26.4 Mel Renfro, 1964-77 (85-2,246)
- 25.3 Herschel Walker, 1986-89, 1996-97 (77-1,946)
- 23.7 Kevin Williams, 1993-96 (144-3,416)

**Season (Qualifiers)**

- 30.0 Mel Renfro, 1965 (21-630)
- 28.9 Herschel Walker, 1996 (27-779)
- 28.4 Cliff Harris, 1971 (29-823)

**Season, Rookie (Qualifiers)**

- 26.5 Bob Hayes, 1965 (17-450)
- 25.7 Amos Marsh, 1961 (26-667)
- 25.4 Mel Renfro, 1964 (40-1,017)

**Game (3 returns)**

- 48.0 Mark Washington, @ Wash., 11/22/70 (3-144)
- 43.6 Ike Thomas, vs. Rams, 11/25/71 (3-131)
- 42.0 Mel Renfro, @ Washington, 11/12/64 (4-168)

**Game, Opponent (3 returns)**

- 49.4 Tim Brown, @ Philadelphia, 11/6/66 (5-247)
- 40.8 Mike Nelms, Washington, 11/22/81 (4-163)
- 40.0 Jim Butler, Pittsburgh, 10/30/66 (3-120)

**TOUCHDOWNS****Career**

- 2 Mel Renfro, 1964-77
- 2 Ike Thomas, 1971
- 2 Alexander Wright, 1990-91

**Season**

- 2 Ike Thomas, 1971

**Game**

- 1 By many players, last by Kevin Williams, vs. Arizona, 10/9/94

**Game, Opponent**

- 2 Tim Brown, @ Philadelphia, 11/6/66

**COMBINED KICK RETURNS****MOST RETURNS****Career**

- 239 Kevin Williams, 1993-96 (p-95, k-144)
- 230 Kelvin Martin, 1987-92, 1996 (p-179, k-51)
- 225 Butch Johnson, 1976-83 (p-146, k-79)

**Season**

- 87 Gary Allen, 1984 (p-54, k-33)
- 86 James Jones, 1980 (p-54, k-32)
- 82 Kevin Williams, 1994 (p-39, k-43)

**Game**

- 12 Mel Renfro, vs. G.B., 11/29/64 (p-4, k-8)
- 11 Butch Johnson, vs. Buff., 11/15/76 (p-9, k-2)
- 10 Mel Renfro, @ Wash., 11/13/66 (p-5, k-5)

**Game, Opponent**

- 12 Larry Jones, vs. Wash., 12/13/75 (p-6, k-6)
- 10 Phil McConkey, vs. N.Y. Giants, 11/4/84 (p-8, k-2)
- 10 Stump Mitchell, @ St. Louis, 9/11/83 (p-5, k-5)
- 10 Brian Mitchell, vs. Wash., 11/20/94 (p-5, k-5)

**YARDS GAINED****Career**

- 4,329 Kevin Williams, 1993-96 (p-913, k-3,416)
- 3,145 Butch Johnson, 1976-83 (p-1,313, k-1,832)
- 3,088 Mel Renfro, 1964-77 (p-842, k-2,246)

**Season**

- 1,497 Kevin Williams, 1994 (p-349, k-1,148)
- 1,435 Mel Renfro, 1964 (p-418, k-1,017)
- 1,274 Kevin Williams, 1995 (p-166, k-1,108)

**Game**

- 273 Mel Renfro, vs. G.B., 11/29/64 (p-117, k-156)
- 212 Butch Johnson, vs. Buffalo, 11/15/76 (p-117, k-95)
- 210 Mel Renfro, @ Wash., 11/22/64 (p-42, k-168)

**Game, Opponent**

- 247 Tim Brown, @ Philadelphia, 11/6/66 (k-247)
- 213 Stump Mitchell, St. Louis, 9/11/83 (p-53, k-160)
- 212 Brian Mitchell, vs. Wash., 11/20/94 (p-32, k-180)

**TOUCHDOWNS****Career**

- 4 Kevin Williams, 1993-94 (p-3, k-1)
- 3 Bob Hayes, 1965-74 (p-3)
- 3 Mel Renfro, 1964-77 (p-1, k-2)
- 3 Kelvin Martin, 1987-92 (p-3)
- 3 Deion Sanders, 1995-98 (p-3)

**Season**

- 2 Bob Hayes, 1968 (p-2)
- 2 Ike Thomas, 1971 (k-2)
- 2 Kelvin Martin, 1992 (p-2)
- 2 Kevin Williams, 1993 (p-2)
- 2 Kevin Williams, 1994 (p-1, k-1)
- 2 Deion Sanders, 1998 (p-2)

**Game**

- 1 By many players, last by Deion Sanders, @ Philadelphia, 11/2/98

**Game, Opponent**

- 2 Tim Brown, @ Philadelphia, 11/6/66 (k-2)

**COMBINED NET YARDS**

Rushing, receiving, interception returns, kickoff returns, punt returns and fumble returns

**Most Seasons Leading Team**

- 9 Tony Dorsett, 1977-85
- 8 Emmitt Smith, 1990-96, 1998
- 4 Herschel Walker, 1986-88, 1997

**Most Consecutive Seasons Leading Team**

- 9 Tony Dorsett, 1977-85  
7 Emmitt Smith, 1990-96  
3 Herschel Walker, 1986-88

**ATTEMPTS****Career**

- 3,329 Emmitt Smith, 1990-98  
3,153 Tony Dorsett, 1977-87  
1,677 Don Perkins, 1961-68

**Season**

- 439 Emmitt Smith, 1995  
433 Emmitt Smith, 1992  
418 Emmitt Smith, 1994

**Game**

- 42 Emmitt Smith, @ N.Y. Giants, 1/2/94 (ru-32, re-10)  
39 Emmitt Smith, @ G.B., 10/6/91 (ru-32, re-7)  
38 Emmitt Smith, @ Cleveland, 9/1/91 (ru-32, re-6)  
38 Emmitt Smith, vs. N.Y. Giants, 11/7/94 (ru-35, re-3)  
38 Emmitt Smith, vs. G.B., 11/24/94 (ru-32, re-6)

**YARDS****Career**

- 15,501 Tony Dorsett, 1977-87  
15,175 Emmitt Smith, 1990-98  
9,104 Bob Hayes, 1965-74

**Season**

- 2,148 Emmitt Smith, 1995  
2,048 Emmitt Smith, 1992  
2,019 Herschel Walker, 1988

**Season, Rookie**

- 1,688 James Dixon, 1989  
1,598 Bob Hayes, 1965  
1,564 Don Perkins, 1961

**Game**

- 307 Kevin Williams, @ Arizona, 12/25/95  
292 Herschel Walker, vs. Philadelphia, 12/14/86  
285 Calvin Hill, @ Washington, 11/16/69

**INTERCEPTIONS BY****Most Seasons Leading Team**

- 5 Everson Walls, 1981-82, 1985, 1987-88  
4 Cornell Green, 1963, 1965-67

**Most Consecutive Seasons Leading Team**

- 3 Don Bishop, 1960-62  
3 Cornell Green, 1965-67

**Career**

- 52 Mel Renfro, 1964-77  
44 Everson Walls, 1981-89  
41 Charlie Waters, 1970-78, 1980-81

**Season**

- 11 Everson Walls, 1981  
10 Mel Renfro, 1969  
9 Everson Walls, 1985

**Season, Rookie**

- 11 Everson Walls, 1981  
7 Mel Renfro, 1964  
7 Michael Downs, 1981

**Game**

- 3 Herb Adderley, @ Philadelphia, 9/26/71  
3 Lee Roy Jordan, vs. Cincinnati, 11/4/73  
3 Dennis Thurman, vs. Philadelphia, 12/13/81

**Consecutive Games Intercepted By**

- 5 Don Bishop, 1961  
4 Charlie Waters, 1972-73  
4 Dennis Thurman, 1985

**Game, Opponent**

- 3 7 times, last by Terry Kinard, @ N.Y. Giants, 9/20/87

**YARDS GAINED****Career**

- 626 Mel Renfro, 1964-77  
584 Charlie Waters, 1970-78, 1980-81  
562 Dennis Thurman, 1978-85

**Season**

- 211 Cornell Green, 1963  
187 Dennis Thurman, 1981  
182 Herb Adderley, 1971

**Season, Rookie**

- 136 Mike Gaechter, 1962  
133 Everson Walls, 1981  
110 Mel Renfro, 1964

**Game**

- 121 Mike Gaechter, vs. Washington, 11/3/63  
102 Herb Adderley, @ Philadelphia, 9/26/71  
100 Mike Gaechter, vs. Philadelphia, 10/14/62

**Game, Opponent**

- 110 Jim Steffen, @ Washington, 9/29/63  
102 Erich Barnes, vs. N.Y. Giants, 10/15/61  
98 Dalles Howell, @ New Orleans, 10/17/71  
98 Ross Fichtner, @ Cleveland, 10/23/66

**Longest Returns (All TDs except as noted)**

- 100 Mike Gaechter, vs. Philadelphia, 10/14/62  
96 Dennis Thurman, @ Washington, 9/6/81 (no TD)  
94 Darren Woodson, @ Philadelphia, 12/4/94

**Longest Return, Opponent (All TDs)**

- 104 James Willis and Troy Vincent, vs. Philadelphia, 11/3/96  
102 Erich Barnes, vs. N.Y. Giants, 10/15/61  
96 Ray Crockett, @ Detroit, 10/27/91

**TOUCHDOWNS****Career**

- 4 Dennis Thurman, 1977-85  
3 Mel Renfro, 1964-77  
3 Lee Roy Jordan, 1963-76

**Season**

- 2 Larry Brown, 1995  
1 By many players, last by Deion Sanders, 1998

**Game**

- 1 By many players, last by Deion Sanders, @ N.Y. Giants, 9/21/98

**FUMBLES****OPPONENTS' FUMBLES RECOVERED****Career**

- 19 Ed Jones, 1974-78, 1980-89  
16 Chuck Howley, 1961-73  
16 Dave Edwards, 1963-75  
16 Lee Roy Jordan, 1963-76  
16 Cliff Harris, 1970-79

**Season**

- 5 Don Healy, 1961  
4 Jerry Norton, 1962  
4 Jethro Pugh, 1967  
4 Larry Cole, 1971  
4 Jethro Pugh, 1973  
4 Dextor Clinkscale, 1983  
4 Eugene Lockhart, 1985

**Game**

- 2 Many times, last by Kevin Mathis, vs. Carolina, 10/11/98

**Longest Fumble Returns (All TDs)**

- 97 Chuck Howley, vs. Atlanta, 10/2/66  
86 Michael Downs, @ Houston, 12/13/82  
84 Don Bishop, vs. St. Louis, 10/28/62

**Longest Fumble Returns, Opponent (All TDs)**

- 96 Joe Lavender, @ Philadelphia, 9/23/74  
81 Andy Headen, @ N.Y. Giants, 9/9/84  
73 Skip Vanderbunt, vs. San Francisco, 11/23/72

**OPPONENTS' FUMBLE RETURNED FOR TOUCHDOWNS****Career**

- 3 Bob Lilly, 1961-74  
2 Cornell Green, 1962-74  
2 Bennie Barner, 1972-82  
2 Mike Hegman, 1976-88  
2 Michael Downs, 1981-88  
2 Jim Jeffcoat, 1983-94

**SACKS****Most Seasons Led Team**

- 7 Harvey Martin, 1974-77, 1979-80, 1982  
5 Jethro Pugh, 1968-72  
4 George Andrie, 1964-67

**Most Consecutive Seasons Leading Team**

- 5 Jethro Pugh, 1968-72  
4 George Andrie, 1964-67  
4 Harvey Martin, 1974-77

**TOTAL SACKS****Career**

- 114 Harvey Martin, 1973-83  
111 Randy White, 1975-88  
106 Ed Jones, 1974-78, 1980-89





**Season**

- 20 Harvey Martin, 1977
- 18 1/2 George Andrie, 1966
- 16 Randy White, 1978

**Season, Rookie**

- 9 Willie Townes, 1966
- 9 Harvey Martin, 1973
- 7 1/2 Jimmie Jones, 1990

**Game**

- 5 Bob Lilly, @ Pittsburgh, 11/20/66
- 5 Jim Jeffcoat, @ Washington, 11/10/85
- 4 Eight times, last by Charles Haley, @ Pittsburgh, 9/4/94

**Game, Rookie**

- 3 Randy White, @ Detroit, 10/6/75
- 3 Randy White, @ New England, 11/16/75
- 2 1/2 5 times, last by Jimmie Jones, vs. Tampa Bay, 10/7/90

**Game, Opponent**

- 4 1/2 Lee Katcavage, @ N.Y. Giants, 10/20/63
- 4 1/2 Clyde Simmons, vs. Philadelphia, 9/15/91

**TACKLES**

**COMBINED TACKLES**

**Career**

- 1,236 Lee Roy Jordan, 1963-76
- 1,104 Randy White, 1975-88
- 1,032 Ed Jones, 1974-78, 1980-89

**Season**

- 222 Eugene Lockhart, 1989
- 167 Bob Breunig, 1979
- 163 Lee Roy Jordan, 1973

**Season, Rookie**

- 126 Dexter Coakley, 1997
- 108 Robert Jones, 1992
- 93 Darrin Smith, 1993

**Game**

- 21 Lee Roy Jordan, vs. Philadelphia, 9/26/71
- 20 Fred Strickland, @ N.Y. Giants, 11/24/96
- 19 Jerry Tubbs, vs. Chicago, 11/27/60
- 19 Eugene Lockhart, vs. Phoenix, 10/29/89
- 19 Ken Norton, @ Washington, 9/6/93
- 19 Darren Woodson, @ N.Y. Giants, 1/2/94
- 19 Robert Jones, @ Philadelphia, 12/4/94
- 19 Brock Marion, @ Green Bay, 11/23/97
- 19 Fred Strickland, @ Kansas City, 12/13/98

**SOLO TACKLES**

**Career**

- 743 Lee Roy Jordan, 1963-76
- 701 Randy White, 1975-88
- 693 Ed Jones, 1974-78, 1980-89

**Season**

- 154 Eugene Lockhart, 1989
- 100 Lee Roy Jordan, 1975
- 97 Lee Roy Jordan, 1968

**Game**

- 16 Eugene Lockhart, vs. Phoenix, 10/29/89
- 14 Lee Roy Jordan, vs. Philadelphia, 10/28/73
- 14 Brock Marion, @ Green Bay, 11/23/97

**ASSISTED TACKLES**

**Career**

- 493 Lee Roy Jordan, 1963-76
- 466 Bob Breunig, 1975-84
- 403 Randy White, 1975-88

**Season**

- 101 Jerry Tubbs, 1960

**Game**

- 15 Jerry Tubbs, vs. Chicago, 11/27/60

**BLOCKED KICKS**

**BLOCKS**

(Extra points, Field Goals and Punts)

**Career**

- 10 Cornell Green, 1962-74
- 9 Mike Gaechter, 1962-69
- 9 Ed Jones, 1974-78, 1980-89

**Season**

- 3 Jethro Pugh, 1965
- 3 Ed Jones, 1978
- 3 Michael Downs, 1986

**Game**

- 2 Billy Joe DuPree, vs. N.Y. Giants, 10/21/73
- 2 Leon Lett, vs. Detroit, 9/19/94

**Game, Opponent**

- 2 Bob Freeman, vs. Philadelphia, 9/30/60
- 2 Matt Blair, @ Minnesota, 10/7/79

**BLOCKED EXTRA POINTS**

**Career**

- 2 Cornell Green, 1962-74
- 2 Mike Gaechter, 1962-69
- 2 Ed Jones, 1974-78, 1980-89

**Season**

- 1 By many, last by Chad Hennings, 1998

**Game**

- 1 By many, last by Chad Hennings, vs. Carolina, 10/11/98

**Game, Opponent**

- 2 Bob Freeman, vs. Philadelphia, 9/30/60
- 2 Matt Blair, @ Minnesota, 10/7/79

**BLOCKED FIELD GOALS**

**Career**

- 8 Cornell Green, 1962-74
- 7 Mike Gaechter, 1962-69
- 7 Ed Jones, 1974-78, 1980-89

**Season**

- 2 10 times, last by Leon Lett, 1994
- 1 Many times, last by Artie Smith, 1998

**Game**

- 2 Leon Lett, vs. Detroit, 9/19/94
- 1 Many times, last by Artie Smith, @ Arizona, 11/15/98

**Game, Opponent**

- 1 By many, last by Bruce Smith, @ Buffalo, 9/22/96

**BLOCKED PUNTS**

**Career**

- 4 Issiac Holt, 1989-92
- 2 Billy Joe DuPree, 1973-83
- 2 Thomas Henderson, 1975-79
- 2 Aaron Kyle, 1976-79
- 2 Charlie Waters, 1970-78, 1980-81

**Season**

- 2 Billy Joe DuPree, 1973
- 2 Aaron Kyle, 1976
- 2 Issiac Holt, 1990

**Game**

- 2 Billy Joe DuPree, vs. N.Y. Giants, 10/21/73

**Game, Opponent**

- 1 By many, last by Brian Roche, @ Kansas City, 12/13/98

**Largest Margin**

**VICTORY**

1. 49 pts, (56-7) vs. Philadelphia, Oct. 9, 1966
2. 46 pts, (59-13) @ Detroit, Sept. 15, 1968
3. 45 pts, (52-7) vs. N.Y. Giants, Sept. 18, 1966
- 45 pts, (59-14) vs. San Fran., Oct. 12, 1980
5. 44 pts, (51-7) vs. Seattle, Nov. 27, 1980
6. 42 pts, (52-10) vs. Houston, Dec. 20, 1970
- 42 pts, (52-10) vs. N.Y. Jets, Dec. 4, 1971
8. 38 pts, (38-0) @ Baltimore, Sept. 4, 1978
9. 37 pts, (40-3) @ New Orleans, Sept. 24, 1973
- 37 pts, (37-0) vs. Detroit, Oct. 30, 1977

**DEFEAT**

1. 44 pts, (44-0) vs. Chicago, Nov. 17, 1985
2. 41 pts, (48-7) vs. Cleveland, Oct. 16, 1960
- 41 pts, (54-13) @ Minnesota, Oct. 18, 1970
4. 40 pts, (43-3) vs. Minnesota, Nov. 13, 1988
5. 38 pts, (45-7) vs. Baltimore, Oct. 30, 1960
- 38 pts, (38-0) vs. St. Louis, Nov. 16, 1970
7. 36 pts, (43-7) vs. Philadelphia., Oct. 22, 1961
8. 34 pts, (41-7) @ Green Bay, Nov. 13, 1960
9. 32 pts, (52-20) @ St. Louis, Dec. 9, 1962
- 32 pts, (42-10) @ Cleveland, Nov. 2, 1969



## Cowboys Team Records

1960 — 12 games; 1961-77 — 14 games; 1978-98 — 16 games.

NOTE: The 1982 regular season was reduced to nine games and the 1987 season to 15 games due to players' strikes.

## GAMES WON

## Most Consecutive Games Won (Incl. postseason)

12 1971-72  
10 1993-94  
9 1977-78

## Most Consecutive Games Won (Reg. season)

11 1968-69  
9 1971-72, 1978-79  
8 1977, 1991-92

## Most Games Won, Season (Incl. postseason)

16 1992  
15 1977, 1993, 1995  
14 1971, 1978, 1980

## Most Games Won, Season (Reg. season)

13 1992  
12 1968, 1977, 1978, 1980, 1981, 1983, 1993,  
1994, 1995

## Most Consecutive Games Won, Season - (Incl. postseason)

10 1971  
8 1977, 1978, 1993

## Most Consecutive Games Won, Season (Reg. season)

8 1977  
7 1971, 1983, 1993

## Most Consecutive Games Won, Start of Season

8 1977  
7 1983  
6 1968, 1969

## Most Consecutive Games Won, End of Season

7 1971  
6 1978  
5 1968, 1970, 1991, 1993

## Most Consecutive Home Games Won

18 1980-81  
11 1971-72, 1991-92  
9 1975-76

## Most Consecutive Road Games Won

7 1968, 1993-94  
6 1966-67, 1975-76, 1978-79

## GAMES LOST

## Most Consecutive Games Lost

10 1960, 1988  
9 1988-89

## Most Consecutive Games Without Victory

12 1960  
10 1960, 1988

## Most Games Lost, Season

15 1989  
13 1988

## Most Consecutive Home Games Lost

14 1988-89  
6 1960

## Most Consecutive Home Games Without Victory

14 1988-89  
7 1962-63

## Most Consecutive Away Games Lost

9 1962-63  
8 1997-98  
7 1964-65

## Most Consecutive Away Games Without Victory

9 1962-63  
8 1997-98  
7 1960, 1964-65

## SCORING

## Most Points, Season

479 1963  
454 1960  
445 1966

## Most Points, Opponent, Season

402 1962  
393 1989  
381 1988

## Fewest Points, Season

177 1960  
204 1989  
226 1982

## Fewest Points, Opponent, Season

186 1968  
194 1976  
208 1978\*

## Most Points, Game

59 vs. Detroit, 9/15/68  
59 vs. San Francisco, 10/12/80  
56 vs. Philadelphia, 10/9/66

## Most Points, Opponent, Game

54 @ Minnesota, 10/18/70  
52 @ St. Louis, 12/9/62  
50 @ Cincinnati, 12/8/85

## Most Points, Both Teams, Game

86 @ Buffalo, 9/19/71 (Dallas 49, Buffalo 37)  
82 vs. Minnesota, 11/26/87  
(Minnesota 44, Dall. 38 OT)  
82 vs. Minnesota, 11/26/98 (Minnesota  
46, Dallas 36)

## Fewest Points, Both Teams, Game

8 @ Cleveland, 12/12/70 (Dallas 6, Clev. 2)  
10 @ Houston, 11/24/74 (Dallas 10, Houston 0)  
12 vs. N.Y. Giants, 11/7/76 (Dallas 9, N.Y.  
Giants 3)

## Most Points Overcome To Win Game

21 vs. New Orleans, 10/21/84  
20 @ Washington, 9/5/83  
17 vs. Washington, 12/16/79

## Most Points, Opponent, Overcome To Win Game

21 @ Washington, 11/28/65  
20 @ Philadelphia, 10/23/88  
18 vs. Indianapolis, 9/15/96

## Most Points, First Half

42 vs. Philadelphia, 10/19/69  
38 vs. N.Y. Jets, 12/4/71  
38 vs. San Francisco, 10/12/80

## Most Points, Opponent, First Half

35 @ Denver, 9/13/98  
34 @ Minnesota, 10/18/70  
34 @ Rams, 10/14/73  
34 @ Washington, 11/23/86

## Most Points, Both Teams, First Half

55 vs. Raiders, 10/23/83  
52 @ N.Y. Giants, 12/16/62  
52 @ Buffalo, 9/19/71  
52 @ Denver, 9/13/98

## Most Points, Second Half

36 vs. Green Bay, 11/24/94  
31 @ Philadelphia, 9/29/68  
31 @ Washington, 11/17/68

## Most Points, Opponent, Second Half

38 @ St. Louis, 12/9/62  
35 @ Green Bay, 11/23/97  
28 Seven times, last @ N.Y. Giants, 9/13/92

## Most Points, Both Teams, Second Half

58 vs. St. Louis, 9/28/75 (OT)  
50 vs. Green Bay, 11/24/94  
49 vs. N.Y. Giants, 10/21/73  
49 @ Cincinnati, 12/8/85

## Most Points, First Quarter

28 vs. Philadelphia, 10/19/69  
28 vs. N.Y. Jets, 12/4/71  
21 Four times, last vs. Arizona, 10/9/94

## Most Points, Opponent, First Quarter

22 @ Cincinnati, 12/8/85  
21 vs. Cleveland, 12/3/61  
21 @ San Francisco, 10/11/81  
21 @ San Francisco, 12/19/83  
21 @ Denver, 9/13/98  
21 vs. Minnesota, 11/26/98

## Most Points, Both Teams, First Quarter

35 vs. Philadelphia, 10/19/69  
35 vs. Atlanta, 12/22/91  
28 vs. St. Louis, 11/23/67  
28 vs. N.Y. Jets, 12/4/71  
28 @ Denver, 9/13/98



**Most Points, Second Quarter**

24 vs. N.Y. Giants, 9/18/66  
 24 vs. Pittsburgh, 10/30/66  
 24 vs. Detroit, 9/15/68  
 24 vs. New England, 10/24/71  
 24 vs. San Francisco, 10/12/80  
 24 @ Washington, 10/2/94

**Most Points, Opponent, Second Quarter**

24 vs. Baltimore, 10/30/60  
 24 vs. N.Y. Giants, 11/11/62  
 22 @ Denver, 10/5/86

**Most Points, Both Teams, Second Quarter**

42 @ N.Y. Giants, 12/16/62  
 38 vs. Kansas City, 11/10/75  
 38 vs. Raiders, 10/23/83

**Most Points, Third Quarter**

24 vs. Chicago, 12/27/92  
 21 Six times, last vs. N.Y. Giants, 11/7/94

**Most Points, Opponent, Third Quarter**

21 @ Washington, 12/17/61  
 21 @ Cincinnati, 12/8/85  
 17 Eight times, last vs. Minnesota, 11/13/88

**Most Points, Both Teams, Third Quarter**

35 @ Washington, 12/17/61  
 35 vs. St. Louis, 9/28/75  
 28 Four times, last @ Cincinnati, 12/8/85

**Most Points, Fourth Quarter**

21 @ N.Y. Giants, 12/19/85  
 21 vs. Detroit, 9/15/68  
 21 @ Detroit, 10/6/75

**Most Points, Opponent, Fourth Quarter**

21 @ St. Louis, 12/9/62  
 21 @ Washington, 11/28/65  
 21 vs. St. Louis, 11/16/70  
 21 @ San Diego, 11/5/72  
 21 @ St. Louis, 9/13/87  
 21 @ Green Bay, 11/23/97

**Most Points, Both Teams, Fourth Quarter**

35 vs. N.Y. Giants, 10/21/73  
 31 vs. Washington, 12/11/66  
 31 vs. Washington, 12/16/79

**Most Consecutive Games Scoring**

218 1970-85  
 146 1960-70  
 125 1991-98 (current)

**TOUCHDOWNS****Most Touchdowns, Season**

60 1980  
 59 1983  
 56 1966

**Most Touchdowns, Opponent, Season**

52 1962  
 49 1961  
 48 1963

**Fewest Touchdowns, Season**

23 1960  
 25 1989\*  
 27 1990, 1996

**Fewest Touchdowns, Opponent, Season**

23 1968  
 23 1973  
 23 1993\*

**Most Touchdowns, Game**

8 vs. Philadelphia, 10/9/66  
 8 vs. Detroit, 9/15/68  
 8 vs. San Francisco, 10/12/80

**Most Touchdowns, Opponent, Game**

7 vs. Cleveland, 10/16/60  
 7 @ St. Louis, 12/9/62  
 7 @ Cincinnati, 12/8/85

**Most Touchdowns, Both Teams, Game**

12 vs. Buffalo, 9/19/71  
 11 @ San Francisco, 12/12/77  
 11 vs. Minnesota, 11/26/87

**Most Consecutive Games Score Touchdown**

75 1979-84  
 73 1960-65  
 72 1965-70

**POINT AFTER TOUCHDOWNS****Most Points After Touchdowns, Season**

59 1980  
 57 1983  
 56 1966

**Most Point After Touchdowns, Opp., Season**

49 1962  
 45 1963  
 44 1961

**Most Point After Touchdowns, Game**

8 vs. Philadelphia, 10/9/66  
 8 vs. Detroit, 9/15/68  
 8 vs. San Francisco, 10/12/80

**Most Point After Touchdowns, Opponent, Game**

7 @ St. Louis, 12/9/62  
 6 Nine times, last @ Denver, 9/13/98

**Most Consecutive Point After Touchdowns**

162 1969-73  
 143 1985-89  
 97 1993-95

**Most Two Point Conversions, Attempted, Season**

5 1997  
 2 1994, 1995, 1996, 1998

**Most Two Point Conversions Attempted, Opponent Season**

4 1996  
 3 1994, 1995

**Most Two Point Conversions Made, Season**

2 1996, 1997  
 1 1995

**Most Two Point Conversions Made, Opponent, Season**

2 1997, 1998  
 1 1995

**FIELD GOALS****Most Field Goals Attempted, Season**

39 1991  
 38 1997  
 37 1993

**Most Field Goals Attempted, Opponent, Season**

39 1991  
 35 1989  
 34 1972

**Fewest Field Goals Attempted, Season**

13 1960  
 17 1980\*  
 20 1963, 1989

**Fewest Field Goals Attempted, Opp., Season**

12 1976  
 15 1977  
 17 1992\*

**Most Field Goals Attempted, Game**

7 @ Chicago, 11/24/68  
 7 vs. Green Bay, 11/18/96  
 6 vs. Rams, 9/21/75  
 6 @ Arizona, 9/7/97

**Most Field Goals Attempted, Opponent, Game**

7 @ Philadelphia, 12/5/65  
 6 vs. San Francisco, 11/20/60  
 6 vs. St. Louis, 12/18/71  
 6 @ Green Bay, 10/1/72

**Most Field Goals Attempted, Both Teams, Game**

9 @ Philadelphia, 12/5/65  
 9 @ Chicago, 11/24/68

**Most Field Goals Made, Season**

34 1997  
 32 1996  
 30 1993

**Most Field Goals Made, Opponent, Season**

29 1991  
 28 1989, 1996  
 24 1988

**Fewest Field Goals Made, Season**

6 1960  
 9 1963, 1967  
 10 1974, 1989\*

**Fewest Field Goals Made, Opponent, Season**

7 1976  
8 1967  
9 1968, 1969  
11 1978\*

**Most Field Goals Made, Game**

7 vs. Green Bay, 11/18/96  
5 @ Rams, 12/21/87  
5 vs. Green Bay, 10/3/93  
5 vs. N.Y. Giants, 12/17/95  
5 @ Arizona, 9/7/97  
5 vs. Philadelphia, 9/15/97

**Most Field Goals Made, Opponent, Game**

5 vs. Atlanta, 10/20/96  
4 Many times, last vs. Ind., 9/15/96

**Most Field Goals Made, Both Teams, Game**

7 @ Houston, 11/10/91  
7 vs. N.Y. Giants, 12/17/95  
7 vs. Green Bay, 11/18/96  
7 vs. Philadelphia, 9/15/97

**Most Consecutive Games Scoring Field Goal**

18 1992-93  
15 1996-97  
11 1995-96

**SAFETIES****Most Safeties, Season**

3 1981  
2 Many times, last 1973

**Most Safeties, Opponent, Season**

2 1960, 1986, 1988

**Most Safeties, Game**

2 vs. Philadelphia, 11/19/72  
1 Many times, last vs. Oakland, 9/27/98

**FIRST DOWNS****Most First Downs, Season**

364 1995  
342 1978, 1983  
339 1979

**Most First Downs, Opponent, Season**

321 1989  
312 1985  
303 1995

**Most First Downs, Both Teams, Season**

667 1995  
648 1985  
633 1980

**Fewest First Downs, Season**

180 1960  
211 1965  
246 1989\*

**Fewest First Downs, Opponent, Season**

199 1974  
200 1971  
232 1978\*

**Most First Downs, Game**

33 @ Detroit, 9/15/85  
32 Five times, last vs. Minnesota, 11/26/98

**Most First Downs, Opponent, Game**

33 @ Houston, 11/10/91  
32 @ Oakland, 11/19/95  
32 @ Washington, 12/22/96

**Most First Downs, Both Teams, Game**

57 @ Oakland, 11/19/95  
54 @ San Francisco, 11/10/63  
54 @ N.Y. Giants, 9/10/78  
54 @ Houston, 11/10/91

**Fewest First Downs, Game**

7 @ N.Y. Giants, 12/16/89  
8 Seven times, last vs. Philadelphia, 9/15/91

**Fewest First Downs, Opponent, Game**

5 @ Philadelphia, 11/6/66  
5 @ Philadelphia, 9/23/74  
6 Three times, last vs. Seattle, 10/11/92

**Fewest First Downs, Both Teams, Game**

20 @ Green Bay, 10/24/65  
21 @ Philadelphia, 11/6/66  
21 @ Houston, 11/24/74  
21 @ N.Y. Giants, 12/16/89

**Most First Downs, Rushing, Season**

147 1974  
146 1978  
143 1980

**Most First Downs, Rushing, Opponent, Season**

122 1961  
118 1986  
116 1989

**Fewest First Downs, Rushing, Season**

57 1960  
78 1989\*  
82 1997

**Fewest First Downs, Rushing, Opp., Season**

52 1969  
59 1971  
68 1992\*

**Most First Downs, Rushing, Game**

19 @ Baltimore, 12/6/81  
18 vs. Cleveland, 11/25/82  
17 @ Green Bay, 11/12/78  
17 vs. Washington, 11/22/81

**Most First Downs, Rushing, Opponent, Game**

17 @ Chicago, 9/30/84  
15 vs. Cleveland, 12/3/61  
15 vs. Pittsburgh, 9/23/62  
15 @ Cincinnati, 12/8/85

**Fewest First Downs, Rushing, Game**

0 vs. Philadelphia, 11/1/70  
1 Many times, last @ New Orleans, 12/6/98

**Fewest First Downs, Rushing, Opponent, Game**

0 Six times, last @ Atlanta, 12/21/92

**Most First Downs, Passing, Season**

208 1985  
205 1983  
202 1984

**Most First Downs, Passing, Opponent, Season**

193 1985  
183 1989  
181 1983

**Fewest First Downs, Passing, Season**

95 1970  
105 1960  
108 1965  
135 1990\*

**Fewest First Downs, Passing, Opp., Season**

94 1977  
97 1980  
105 1970  
128 1978\*

**Most First Downs, Passing, Game**

23 @ San Francisco, 11/10/63  
22 @ Detroit, 9/15/95  
21 @ Miami, 10/27/96

**Most First Downs, Passing, Opponent, Game**

21 vs. Chicago, 11/18/62  
21 vs. Kansas City, 11/20/83  
21 @ St. Louis, 11/11/84  
21 @ Arizona, 11/15/98

**Fewest First Downs, Passing, Game**

2 @ Phoenix, 10/14/90  
3 Eight times, last @ Chicago, 9/16/73

**Fewest First Downs, Passing, Opponent, Game**

1 Three times, last @ N.Y. Jets, 12/21/75

**Most First Downs, Penalty, Season**

33 1985  
30 1993  
29 1978, 1998

**Most First Downs, Penalty, Opponent, Season**

38 1997  
34 1987  
30 1994, 1998

**Fewest First Downs, Penalty, Season**

9 1961, 1962, 1971  
11 1963, 1967  
18 1996\*

**Fewest First Downs, Penalty, Opp., Season**

10 1969  
12 1961  
16 1991\*

**Most First Downs, Penalty, Game**

7 vs. Washington, 12/26/93  
6 vs. Tampa Bay, 10/9/83  
5 Nine times, last vs. Minnesota, 11/26/98



**Most First Downs, Penalty, Opponent, Game**

7 @ Jets, 10/4/87  
6 Five times, last @ Green Bay, 11/23/97

**NET YARDS GAINED RUSHING AND PASSING****Most Yards Gained, Season**

5,968 1979  
5,959 1978, 1983

**Most Yards Gained, Opponent, Season**

5,608 1985  
5,556 1989  
5,427 1983

**Fewest Yards Gained, Season**

3,153 1960  
3,704 1964  
3,995 1965  
4,081 1990\*

**Fewest Yards Gained, Opponent, Season**

3,213 1977  
3,463 1974  
3,466 1973  
3,933 1992\*

**Most Yards Gained, Game**

652 vs. Philadelphia, 10/9/66  
583 vs. Baltimore, 9/4/78  
578 vs. St. Louis, 9/30/73

**Most Yards Gained, Opponent, Game**

583 @ Houston, 11/10/91  
570 @ Cincinnati, 12/8/85  
529 vs. Miami, 10/25/81

**Most Yards Gained, Both Teams, Game**

995 vs. Miami, 10/25/81  
984 vs. Minnesota, 11/26/98  
926 @ San Francisco, 11/10/63

**Fewest Yards Gained, Game**

90 vs. Philadelphia, 9/15/91  
100 @ Phoenix, 10/14/90  
108 @ N.Y. Giants, 12/16/89

**Fewest Yards Gained, Opponent, Game**

62 vs. Seattle, 10/11/92  
63 @ Green Bay, 10/24/65  
80 @ Philadelphia, 11/6/66

**Fewest Yards Gained, Both Teams, Game**

255 @ Green Bay, 10/24/65  
320 @ Philadelphia, 11/6/66  
333 @ Houston, 11/24/74

**Most Consecutive Games, 300 or More Yards**

17 1975-76  
15 1978-79  
13 1992-93

**Most Consecutive Games, 400 or More Yards**

4 1976  
3 1983  
2 Many times, last 1998

**RUSHING****ATTEMPTS****Most Rushing Attempts, Season**

630 1981  
625 1978  
594 1980

**Most Rushing Attempts, Opponent, Season**

543 1989  
511 1997  
510 1984

**Fewest Rushing Attempts, Season**

311 1960  
355 1989\*  
393 1990

**Fewest Rushing Attempts, Opponent, Season**

313 1969  
339 1967  
345 1992\*

**Most Rushing Attempts, Game**

66 @ Baltimore, 12/6/81  
59 vs. San Francisco, 10/12/80  
58 @ Green Bay, 11/12/78

**Most Rushing Attempts, Opponent, Game**

53 vs. N.Y. Giants, 11/7/76  
52 vs. N.Y. Giants, 12/17/72  
51 vs. N.Y. Giants, 9/16/90

**Fewest Rushing Attempts, Game**

10 @ New Orleans, 9/10/89  
11 vs. N.Y. Giants, 9/16/90  
13 @ Green Bay, 10/8/89  
13 @ Atlanta, 11/21/93  
13 vs. Tennessee, 11/27/97

**Fewest Rushing Attempts, Opponent, Game**

11 @ Atlanta, 12/21/92  
12 vs. Pittsburgh, 10/30/66  
12 vs. N.Y. Giants, 9/24/67  
12 vs. Philadelphia, 10/16/83

**YARDS****Most Yards Gained Rushing, Season**

2,783 1978  
2,711 1981  
2,454 1974

**Most Yards Gained Rushing, Opponent, Season**

2,242 1960  
2,226 1984  
2,200 1986

**Fewest Yards Gained Rushing, Season**

1,049 1960  
1,409 1989\*  
1,500 1990

**Fewest Yards Gained Rushing, Opp., Season**

1,050 1969  
1,094 1967  
1,144 1971  
1,244 1992\*

**Most Yards Gained Rushing, Game**

354 @ Baltimore, 12/6/81  
313 @ Green Bay, 11/12/78  
299 vs. Cleveland, 11/25/82

**Most Yards Gained Rushing, Opponent, Game**

289 vs. Philadelphia, 10/22/61  
283 @ Chicago, 9/30/84  
281 vs. Raiders, 11/6/60

**Most Yards Gained Rushing, Both Teams, Game**

510 @ Baltimore, 12/6/81  
466 vs. Philadelphia, 10/22/61  
450 vs. N.Y. Giants, 10/15/61

**Fewest Yards Gained Rushing, Game**

8 @ New Orleans, 12/6/98  
20 @ New Orleans, 9/10/89  
20 vs. N.Y. Giants, 9/16/90

**Fewest Yards Gained Rushing, Opponent, Game**

7 vs. Pittsburgh, 10/30/66  
11 @ Cleveland, 9/17/67  
16 @ Washington, 10/8/67

**AVERAGE GAIN****Highest Average Gain Rushing, Season**

4.70 1962  
4.52 1974  
4.50 1966

**Highest Average Gain Rushing, Opponent, Season**

5.04 1960  
4.92 1961  
4.60 1963

**Lowest Average Gain Rushing, Season**

3.37 1960  
3.45 1996  
3.55 1994

**Lowest Average Gain Rushing, Opponent, Season**

3.22 1974  
3.23 1967  
3.24 1971

**TOUCHDOWNS****Most Touchdowns Rushing, Season**

29 1995  
26 1968, 1980, 1994

**Most Touchdowns, Rushing, Opponent, Season**

24 1960  
21 1989  
19 1962, 1987

**Fewest Touchdowns, Rushing, Season**

6 1960, 1961, 1997  
7 1989

**Fewest Touchdowns, Rushing, Opp., Season**

3 1968, 1969  
5 1973  
7 1993\*

**Most Touchdowns, Rushing, Game**

- 5 @ Philadelphia, 9/29/68
- 5 @ Buffalo, 9/19/71
- 5 vs. Phoenix, 12/16/90

**Most Touchdowns, Rushing, Opponent, Game**

- 5 Four times, last vs. Philadelphia, 10/10/65
- 4 Many times; last @ Denver, 9/13/98

**Most Touchdowns, Rushing, Both Teams, Game**

- 6 Seven times, last vs. Phoenix, 12/16/90
- 5 Many times; last vs. Minnesota, 11/26/98

**PASSING****ATTEMPTS****Most Passes Attempted, Season**

- 604 1984
- 587 1985
- 555 1988

**Most Passes Attempted, Opponent, Season**

- 558 1983
- 555 1993
- 553 1998

**Fewest Passes Attempted, Season**

- 297 1970
- 321 1973
- 354 1960
- 439 1981\*

**Fewest Passes Attempted, Opponent, Season**

- 293 1960
- 326 1961
- 349 1974
- 432 1978\*

**Most Passes Attempted, Game**

- 62 @ Detroit, 9/15/85
- 57 vs. Minnesota, 11/26/98
- 55 @ N.Y. Giants, 11/6/88

**Most Passes Attempted, Opponent, Game**

- 59 vs. Kansas City, 11/20/83
- 56 @ Houston, 11/10/91
- 56 @ Arizona, 11/15/98
- 55 vs. St. Louis, 12/27/87
- 55 @ Oakland, 11/19/95

**Most Passes Attempted, Both Teams, Game**

- 99 @ Philadelphia, 10/23/88
- 95 @ Houston, 11/10/91
- 92 vs. Minnesota, 11/26/98

**Fewest Passes Attempted, Game**

- 11 vs. Atlanta, 10/11/70
- 11 vs. N.Y. Giants, 10/21/73
- 12 vs. Philadelphia, 10/14/62

**Fewest Passes Attempted, Opponent, Game**

- 10 vs. Washington, 10/3/71
- 10 vs. Miami, 11/22/73
- 12 @ Pittsburgh, 11/20/77

**Fewest Passes Attempted, Both Teams, Game**

- 28 @ N.Y. Jets, 12/21/75
- 29 vs. Atlanta, 10/11/70
- 31 @ N.Y. Giants, 10/10/76

**COMPLETIONS****Most Passes Completed, Season**

- 346 1983
- 344 1985
- 322 1984, 1995

**Most Passes Completed, Opponent, Season**

- 334 1993
- 320 1991
- 301 1989

**Fewest Passes Completed Season**

- 149 1970
- 163 1960
- 168 1965
- 241 1981\*

**Fewest Passes Completed, Opponent, Season**

- 145 1960
- 154 1977
- 162 1975
- 202 1978\*

**Most Passes Completed, Game**

- 40 @ Detroit, 9/15/85
- 34 @ N.Y. Giants, 10/5/97
- 34 vs. Minnesota, 11/26/98
- 33 @ Rams, 9/3/84
- 33 @ Miami, 10/27/96

**Most Passes Completed, Opponent, Game**

- 41 @ Houston, 11/10/91
- 34 @ Atlanta, 12/21/92
- 33 vs. Kansas City, 11/20/83

**Most Pass Completions, Both Teams, Game**

- 65 @ Houston, 11/10/91
- 58 @ Philadelphia, 10/23/88
- 57 @ San Diego, 11/13/83

**Fewest Passes Completed, Game**

- 4 vs. Atlanta, 10/11/70
- 5 vs. Washington, 12/12/76
- 6 Six times, last @ N.Y. Jets, 10/4/87

**Fewest Passes Completed, Opponent, Game**

- 2 @ N.Y. Jets, 12/21/75
- 4 Four times, last vs. Rams, 9/21/75

**Fewest Pass Completions, Both Teams, Game**

- 8 @ N.Y. Jets, 12/21/75
- 14 Five times, last vs. Rams 9/21/75

**YARDS****Most Yards Gained, Passing, Season**

- 3,861 1985
- 3,842 1983
- 3,623 1995

**Most Yards Gained, Passing, Opponent, Season**

- 3,928 1983
- 3,755 1985
- 3,674 1962

**Fewest Yards Gained, Passing, Season**

- 2,013 1964
- 2,104 1960
- 2,149 1970
- 2,581 1990\*

**Fewest Yards Gained, Passing, Opp., Season**

- 1,562 1977
- 1,909 1976
- 1,913 1970
- 2,288 1978\*

**Most Yards Gained, Passing, Game**

- 455 vs. Minnesota, 11/26/98
- 452 @ Detroit, 9/15/85
- 440 vs. Philadelphia, 10/9/66

**Most Yards Gained, Passing, Opponent, Game**

- 448 @ Arizona, 11/15/98
- 437 vs. Chicago, 11/18/62
- 425 @ Houston, 11/10/91

**Most Yards Gained, Passing, Both Teams, Game**

- 808 vs. Minnesota, 11/26/98
- 720 @ N.Y. Giants, 10/6/85
- 708 vs. Miami, 10/25/81

**Fewest Yards Gained, Passing, Game**

- 1 @ Green Bay, 10/24/65
- 34 @ Phoenix, 10/14/90
- 38 @ Houston, 11/24/74

**Fewest Yards Gained, Passing, Opp., Game**

- 10 @ Green Bay, 10/24/65
- 1 @ N.Y. Jets, 12/21/75
- 1 vs. Washington, 10/16/77

**Fewest Yards Gained, Pass., Both Teams, Game**

- 11 @ Green Bay, 10/24/65
- 83 vs. Atlanta, 10/11/70
- 85 @ N.Y. Jets, 12/21/75

**COMPLETION PERCENTAGE****Highest Completion Percentage, Season**

- 66.7 1993 (317 of 475)
- 65.2 1995 (322 of 494)
- 64.0 1992 (314 of 491)

**Highest Completion Percentage, Opp., Season**

- 61.7 1989 (301 of 488)
- 60.2 1993 (334 of 555)
- 59.3 1991 (320 of 540)

**Lowest Completion Percentage, Season**

- 46.0 1960 (163 of 354)
- 46.4 1965 (168 of 362)
- 47.5 1964 (192 of 404)

**Lowest Completion Percentage, Opp., Season**

- 40.5 1960 (159 of 393)
- 41.6 1977 (154 of 370)
- 43.4 1975 (162 of 373)



**Highest Completion Percentage, Game (10 att.)**

87.5 @ Philadelphia, 11/6/83 (21 of 24)  
 86.7 @ N.Y. Giants, 10/10/76 (16 of 19)  
 85.7 @ Atlanta, 12/21/92 (18 of 21)

**Highest Completion Percentage, Opponent, Game (10 att.)**

85.7 @ Detroit, 12/11/60 (12 of 14)  
 84.2 @ New Orleans, 9/10/89 (16 of 19)  
 82.4 vs. N.Y. Giants, 9/29/91 (28 of 34)

**Highest Completion Percentage, Both Teams, Game**

80.6 @ N.Y. Giants, 10/10/76 (25 of 31)  
 78.7 vs. N.Y. Giants, 9/29/91 (48 of 61)  
 78.0 @ N.Y. Giants, 9/30/90 (39 of 50)

**Lowest Completion Percentage, Game**

22.7 vs. Washington, 12/12/76 (5 of 22)  
 28.6 vs. Washington, 9/26/65 (6 of 21)  
 29.0 vs. Phoenix, 10/30/88 (9 of 31)  
 29.0 @ Philadelphia, 12/15/91 (9 of 31)

**Lowest Completion Percentage, Opp., Game**

16.7 @ N.Y. Jets, 12/21/75 (2 of 12)  
 18.2 @ St. Louis, 10/23/60 (4 of 22)  
 21.1 @ Green Bay, 10/24/65 (4 of 19)

**Lowest Completion Per., Both Teams, Game**

28.6 @ N.Y. Jets, 12/21/75 (8 of 28)  
 30.4 @ St. Louis, 10/23/60 (14 of 46)  
 34.1 vs. Rams, 9/21/75 (14 of 41)

**TOUCHDOWNS****Most Touchdowns, Passing, Season**

31 1962, 1983  
 30 1980

**Most Touchdowns, Passing, Opponent, Season**

33 1962  
 31 1963  
 30 1988

**Fewest Touchdowns, Passing, Season**

10 1964  
 12 1990\*, 1996\*

**Fewest Touchdowns, Passing, Opp., Season**

10 1970, 1996  
 11 1978

**Most Touchdowns, Passing, Game**

5 Six times, last @ N.Y. Giants, 10/30/83  
 4 Many times, last @ Pittsburgh, 8/31/97

**Most Touchdowns, Passing, Opponent, Game**

6 @ N.Y. Giants, 12/16/62  
 5 Four times, last @ Cleveland, 11/2/69

**SACKS****TOTAL SACKS****Most Sacks, Season**

62 1985  
 60 1966  
 58 1978

**Most Sacks, Opponent, Season**

68 1964  
 60 1986  
 55 1965  
 55 1966

**Fewest Sacks, Season**

20 1960, 1963  
 21 1961\*  
 23 1991\*

**Fewest Sacks, Opponent, Season**

18 1995  
 19 1996, 1998  
 20 1994

**Most Sacks, Game**

12 @ Pittsburgh, 11/20/66  
 12 @ Houston, 9/29/85  
 11 @ Detroit, 10/6/75  
 11 @ N.Y. Jets, 10/4/87

**Most Sacks, Opponent, Game**

11 @ San Diego, 11/16/86  
 11 vs. Philadelphia, 9/15/91  
 10 vs. New England, 11/22/84

**Most Sacks, Both Teams, Game**

17 @ Pittsburgh, 11/20/66  
 15 @ San Diego, 11/16/86  
 14 Four times, last @ Houston, 9/29/85

**Games With No Sacks Allowed, Season**

8 1994  
 6 1995  
 5 Five times, last 1998

**SACK YARDAGE****Most Sack Yardage, Season**

459 1985  
 452 1969  
 442 1978

**Most Sack Yardage, Opponent, Season**

503 1964  
 498 1986  
 403 1987

**Fewest Sack Yardage, Season**

151 1991  
 161 1963  
 175 1960

**Fewest Sack Yardage, Opponent, Season**

93 1994  
 110 1998  
 112 1992

**Most Sack Yardage, Game**

84 vs. Detroit, 10/6/75  
 84 @ Houston, 11/24/74  
 82 @ Houston, 9/29/85

**Most Sack Yardage, Opponent, Game**

93 @ San Diego, 11/16/86  
 77 vs. San Francisco, 11/23/72  
 71 @ Atlanta, 9/15/74

**INTERCEPTIONS****TOTAL INTERCEPTIONS****Most Interceptions, Season**

37 1981  
 33 1985  
 29 1967

**Most Interceptions, Opponent, Season**

33 1960  
 28 1967  
 27 1961, 1988, 1989

**Fewest Interceptions, Season**

7 1989, 1997  
 10 1988  
 11 1990

**Fewest Interceptions, Opponent, Season**

6 1993  
 8 1998  
 10 1977, 1995

**Most Interceptions, Game**

7 @ Philadelphia, 9/26/71  
 6 vs. Washington, 9/9/85  
 5 Seven times, last vs. Arizona, 10/9/94

**Most Interceptions, Opponent, Game**

5 Five times, last vs. Raiders, 11/9/86

**YARDS GAINED****Most Yards, Season**

549 1963  
 523 1980  
 482 1981

**Most Yards, Opponent, Season**

586 1961  
 437 1963  
 396 1989

**Fewest Yards, Season**

37 1989  
 67 1988  
 100 1960

**Fewest Yards, Opponent, Season**

47 1993  
 93 1974  
 114 1979

**Most Yards, Game**

183 vs. Washington, 11/3/63  
 150 @ Philadelphia, 9/26/71  
 129 @ Washington, 9/16/81

**Most Yards, Opponent, Game**

138 vs. N.Y. Giants, 10/15/61  
 129 @ Minnesota, 10/18/70  
 127 @ Cleveland, 10/23/66

**TOUCHDOWNS****Most Touchdowns By Interceptions, Season**

4 1985, 1995  
 3 Six times, last 1994

**Most Touchdowns By Interceptions, Opponent, Season**

6 1961  
5 1963  
4 1964, 1984, 1990

**PUNTING****TOTAL PUNTS****Most Punts, Season**

108 1984  
87 1986  
86 1997

**Most Punts, Opponent, Season**

108 1978  
103 1977  
99 1984

**Fewest Punts, Season**

51 1972  
55 1995\*  
56 1971, 1993

**Fewest Punts, Opponent, Season**

43 1961  
50 1960  
52 1963  
55 1995\*

**Most Punts, Game**

11 @ Atlanta, 9/15/74  
11 vs. Green Bay, 9/23/84  
10 Seven times, last vs. Chicago, 11/17/85

**Most Punts, Opponent, Game**

11 @ Rams, 9/30/62  
11 vs. Buffalo, 11/15/76  
11 vs. New England, 11/22/84  
10 Many times, last @ N.Y. Giants, 9/21/98

**Most Punts, Both Teams, Game**

21 vs. Buffalo, 11/15/76  
21 vs. New England, 11/22/84  
20 vs. Green Bay, 9/23/84

**Fewest Punts, Game**

0 vs. Cleveland, 12/3/61  
0 vs. Detroit, 9/15/68  
0 vs. Baltimore, 9/4/78

**Fewest Punts, Opponent, Game**

0 vs. Philadelphia, 10/22/61  
0 vs. N.Y. Giants, 9/29/91  
1 11 times, last @ New Orleans, 12/19/94

**Fewest Punts, Both Teams, Game**

1 vs. Cleveland, 12/3/61  
2 vs. Philadelphia, 10/22/61  
3 Six times, last @ Atlanta, 10/29/95

**Consecutive Punts, No Blocks**

611 1989-98  
396 1961-66  
382 1978-83

**Consecutive Punts, No Blocks, Opponent**

591 1977-84  
539 1992-98 (current)  
330 1960-65

**AVERAGE YARDAGE****Highest Average Distance, Punting, Season**

45.4 1962  
44.2 1963  
43.3 1969

**Highest Average Distance, Punting, Opponent, Season**

46.1 1996  
45.5 1961  
43.6 1997

**Highest Avg. Distance, Punting, Game (4 punts)**

55.3 vs. Chicago, 9/28/97  
53.4 vs. New Orleans, 11/3/68  
53.0 vs. Cincinnati, 11/4/73

**Highest Average Distance, Punting, Opponent, Game (4 punts)**

54.4 @ Miami, 10/27/96  
54.3 @ Cleveland, 10/17/65  
54.0 vs. N.Y. Giants, 10/5/80

**PUNT RETURNS****TOTAL RETURNS****Most Punt Returns, Season**

63 1978  
62 1974  
61 1977

**Most Punt Returns, Opponent, Season**

55 1984  
53 1983  
45 1987

**Fewest Punt Returns, Season**

18 1962  
23 1963, 1995\*

**Fewest Punt Returns, Opponent, Season**

15 1972  
17 1961  
18 1960  
22 1995\*

**Most Punt Returns, Game**

9 vs. Buffalo, 11/15/76  
8 vs. Cleveland, 11/25/82  
8 @ Houston, 12/13/82

**Most Punt Returns, Opponent, Game**

8 vs. N.Y. Giants, 11/4/84  
7 Five times, last vs. Phoenix, 10/30/88

**YARDS GAINED****Most Yards, Punt Returns, Season**

573 1974  
556 1980  
550 1992

**Most Yards, Punt Returns, Opponent, Season**

588 1983  
438 1990  
397 1992

**Fewest Yards, Punt Returns, Season**

81 1962  
103 1961  
134 1972  
197 1989\*

**Fewest Yards, Punt Returns, Opponent, Season**

41 1972  
52 1964  
83 1960  
169 1993\*

**Most Yards, Punt Returns, Game**

126 vs. Green Bay, 11/29/64  
124 @ Philadelphia, 12/15/91  
122 vs. Pittsburgh, 12/6/68

**Most Yards, Punt Returns, Opponent, Game**

112 @ St. Louis, 10/13/74  
109 vs. St. Louis, 11/16/70  
105 vs. Pittsburgh, 9/17/61  
105 @ N.Y. Jets, 11/4/90

**TOUCHDOWNS****Most Touchdowns, Punt Returns, Season**

2 1968, 1992, 1993, 1998  
1 Eight times, last 1997

**Most Touchdowns, Punt Returns, Opp., Season**

1 Nine times, last 1990

**KICKOFF RETURNS****TOTAL RETURNS****Most Kickoff Returns, Season**

77 1989  
70 1983  
69 1988

**Most Kickoff Returns, Opponent, Season**

85 1995  
82 1994  
78 1983

**Fewest Kickoff Returns, Season**

33 1973  
36 1969, 1993\*

**Fewest Kickoff Returns, Opponent, Season**

32 1960  
43 1961  
46 1989\*



**Most Kickoff Returns, Game**

9 @ Minnesota, 10/18/70  
8 Five times, last vs. Minnesota, 11/13/88

**Most Kickoff Returns, Opponent, Game**

10 vs. Detroit, 9/15/68  
9 Five times, last vs. New England, 10/24/71

**YARDS GAINED****Most Yards, Kickoff Returns, Season**

1,709 1989  
1,520 1997  
1,410 1988

**Most Yards, Kickoff Returns, Opponent, Season**

1,806 1983  
1,709 1978, 1994

**Fewest Yards, Kickoff Returns, Season**

699 1992  
718 1969  
725 1973

**Fewest Yards, Kickoff Returns, Opponent, Season**

811 1960  
853 1989\*  
948 1961

**Most Yards, Kickoff Returns, Game**

260 vs. San Francisco, 11/7/65  
235 vs. Atlanta, 10/20/96  
208 vs. Minnesota, 11/13/88

**Most Yards, Kickoff Returns, Opponent, Game**

261 @ Philadelphia, 11/6/66  
258 vs. Green Bay, 10/3/93  
219 vs. Baltimore, 9/4/78

**TOUCHDOWNS****Most Touchdowns, Kickoff Returns, Season**

2 1971  
1 Nine times, last 1994

**Most Touchdowns, Kickoff Returns, Opponent, Season**

3 1966  
1 Six times, last 1993

**FUMBLES****TOTAL FUMBLES****Most Fumbles, Season**

46 1961  
45 1981  
44 1986

**Most Fumbles, Opponent, Season**

44 1973  
43 1975, 1981

**Fewest Fumbles, Season**

16 1992  
18 1998  
21 1968  
21 1960

**Fewest Fumbles, Opponent, Season**

15 1994  
16 1995  
20 1979

**Most Fumbles, Game**

7 vs. N.Y. Giants, 10/11/71  
6 Five times, last vs. St. Louis, 10/26/86

**Most Fumbles, Opponent, Game**

7 @ Washington, 11/28/65  
7 vs. Kansas City, 11/10/75  
6 Five times, last @ Arizona, 9/9/97

**FUMBLES LOST****Most Fumbles Lost, Season**

21 1961, 1971, 1979

**Most Fumbles Lost, Opponent, Season**

25 1971  
23 1973  
21 1983

**Fewest Fumbles Lost, Season**

7 1998  
9 1990, 1992  
10 1966, 1994

**Fewest Fumbles Lost, Opponent, Season**

6 1995  
9 1988, 1994

**Most Fumbles Lost, Game**

5 @ New Orleans, 11/3/68  
5 vs. N.Y. Giants, 10/11/71  
5 vs. Kansas City, 11/10/75

**Most Fumbles Lost, Opponent, Game**

5 Four times, last vs. Raiders, 10/23/83

**Most Consecutive Games Without Losing Fumble**

7 1998  
5 1997  
4 1991, 1992, 1994, 1996

**PENALTIES****TOTAL PENALTIES****Most Penalties, Season**

141 1988  
131 1987  
128 1998

**Most Penalties, Opponent, Season**

120 1998  
112 1995  
108 1985

**Fewest Penalties, Season**

47 1961  
62 1960, 1962  
74 1991\*

**Fewest Penalties, Opponent, Season**

38 1961  
50 1965  
52 1963, 1973  
70 1979\*

**Most Penalties, Game**

17 @ Cleveland, 12/4/88  
16 @ N.Y. Jets, 10/4/87  
16 @ Philadelphia, 10/23/88

**Most Penalties, Opponent, Game**

14 vs. Tampa Bay, 10/9/83  
13 Five times, last vs. Philadelphia, 9/15/97

**Most Penalties, Both Teams, Game**

26 vs. Tampa Bay, 10/9/83  
26 @ N.Y. Jets, 10/4/87  
26 @ Cleveland, 12/4/88  
25 vs. L.A. Rams, 10/18/81

**Fewest Penalties, Game**

0 @ St. Louis, 12/10/61  
0 vs. Washington, 11/23/80  
0 @ Washington, 11/5/89

**Fewest Penalties, Opponent, Game**

0 @ Pittsburgh, 10/21/62  
0 @ Philadelphia, 12/5/65  
1 21 times, last @ Washington, 10/1/95

**YARDS PENALIZED****Most Yards Penalized, Season**

1,148 1988  
1,108 1998  
1,091 1987

**Most Yards Penalized, Opponent, Season**

990 1985  
989 1980  
917 1998

**Fewest Yards Penalized, Season**

427 1961  
600 1960  
610 1991\*

**Fewest Yards Penalized, Opponent, Season**

362 1961  
479 1963  
483 1965  
653 1993\*

**Most Yards Penalized, Game**

161 @ Washington, 11/27/70  
159 vs. Philadelphia, 10/13/68  
152 vs. Minnesota, 11/26/98

**Most Yards Penalized, Opponent, Game**

185 vs. Tampa Bay, 10/9/83  
166 @ St. Louis, 10/9/77  
150 @ N.Y. Jets, 10/4/87

**Most Yards Penalized, Both Teams, Game**

294 vs. Tampa Bay, 10/9/83  
281 @ N.Y. Jets, 10/4/87  
275 @ St. Louis, 10/9/77

**Fewest Yards Penalized, Game**

0 @ St. Louis, 12/10/61  
0 vs. Washington, 11/23/80  
0 @ Washington, 11/5/89

**Fewest Yards Penalized, Opponent, Game**

- 0 @ Pittsburgh, 10/21/62
- 0 @ Philadelphia, 12/5/65
- 3 vs. Detroit, 9/15/68

**BLOCKED KICKS****BLOCKS**

(Extra Points, Field Goals and Punts)

**Most, Season**

- 14 1965
- 7 1968
- 6 1963, 1973
- 5 1978, 1986

**Most, Season, Opponent**

- 7 1973
- 6 1960
- 4 1965, 1977, 1989

**Most, Game**

- 3 @ Pittsburgh, 10/31/65
- 2 11 times, last vs. Detroit, 9/19/94

**Most, Game, Opponent**

- 3 @ Washington, 10/8/73
- 2 Eight times, last @ St. Louis, 11/11/84

**BLOCKED EXTRA POINTS****Most, Season**

- 4 1965
- 2 1963, 1968, 1979\*

**Most, Season, Opponent**

- 2 1960, 1979
- 1 6 times, last 1992

**Most, Game**

- 2 @ Pittsburgh, 10/31/65
- 1 Many times, last vs. Carolina, 10/11/98

**Most, Game, Opponent**

- 2 vs. Philadelphia, 9/30/60
- 2 @ Minnesota, 10/7/79
- 1 Six times, last @ Phoenix, 11/22/92

**BLOCKED FIELD GOALS****Most, Season**

- 9 1965
- 5 1968
- 4 1963, 1969, 1973, 1978

**Most, Season, Opponent**

- 5 1973
- 4 1960
- 3 1965, 1991

**Most, Game**

- 2 Five times, last vs. Detroit, 9/19/94

**Most, Game, Opponent**

- 2 Five times, last @ St. Louis, 11/11/84

**BLOCKED PUNTS****Most, Season**

- 4 1976
- 3 1991
- 2 1973, 1977, 1990, 1992

**Most, Season, Opponent**

- 2 1973, 1976, 1989

**Most, Game**

- 2 vs. N.Y. Giants, 10/21/73
- 2 @ Houston, 11/10/91
- 1 Many times, last @ N.Y. Giants, 9/13/92

**Most, Game, Opponent**

- 1 Many times, last @ Kansas City, 10/13/98

## Cowboys Longest Plays

**LONG RUNS FROM SCRIMMAGE**

- 99 - Tony Dorsett @ Minnesota, Jan. 3, 1983 (TD).
- 84 - Tony Dorsett vs. Philadelphia, Dec. 4, 1977 (TD).**
- 84 - Herschel Walker vs. Philadelphia, Dec. 14, 1986 (TD).
- 77 - Tony Dorsett @ St. Louis, Oct. 9, 1977 (TD).**
- 77 - Tony Dorsett @ Washington, Sept. 5, 1983.
- 75 - Tony Dorsett @ New England, Sept. 21, 1981 (TD).
- 75 - Emmitt Smith vs. Washington, Sept. 9, 1991 (TD).
- 73 - Amos Bullocks vs. Chicago, Nov. 18, 1962 (TD).**
- 71 - Amos Marsh vs. N.Y. Giants, Oct. 15, 1961.**
- 70 - Amos Marsh @ Washington, Nov. 4, 1962.
- 68 - Les Shy vs. Philadelphia, Oct. 9, 1966.**
- 68 - Emmitt Smith vs. N.Y. Giants, Nov. 26, 1992 (TD).
- 67 - Dan Reeves vs. Washington, Dec. 11, 1966 (TD).
- 64 - Jim Stiger @ Washington, Nov. 22, 1964.
- 63 - Tony Dorsett vs. New Orleans, Nov. 19, 1978.
- 63 - Paul Palmer @ Kansas City, Oct. 22, 1989 (TD).
- 62 - Kelvin Edwards vs. Philadelphia, Oct. 11, 1987 (TD).
- 62 - Emmitt Smith @ Philadelphia, Oct. 31, 1993 (TD).
- 60 - Tony Dorsett vs. Atlanta, Oct. 27, 1985 (TD).
- 60 - Herschel Walker @ New England, Nov. 15, 1987 (TD).
- 60 - Emmitt Smith @ Phoenix, Sept. 22, 1991 (TD).
- 60 - Emmitt Smith @ N.Y. Giants, Sept. 4, 1995 (TD).

**LONG FORWARD PASSES**

- 95 - Don Meredith to Bob Hayes @ Washington, Nov. 13, 1966 (TD).
- 91 - Roger Staubach to Tony Dorsett vs. Baltimore, Sept. 4, 1978 (TD).
- 90 - Troy Aikman to Alvin Harper @ San Francisco, Nov. 13, 1994.
- 89 - Craig Morton to Bob Hayes @ Kansas City, Oct. 25, 1970 (TD).
- 87 - Troy Aikman to Michael Irvin vs. Phoenix, Sept. 20, 1992 (TD).
- 86 - Craig Morton to Lance Rentzel vs. Philadelphia, Nov. 1, 1970 (TD).
- 86 - Bernie Kosar to Emmitt Smith vs. Phoenix, Nov. 14, 1993.
- 85 - Eddie LeBaron to Amos Marsh @ L.A. Rams, Sept. 30, 1962 (TD).
- 85 - Roger Staubach to Bob Hayes @ N.Y. Giants, Dec. 12, 1971 (TD).
- 84 - Don Meredith to Pete Gent vs. Pittsburgh, Oct. 30, 1966 (TD).
- 84 - Steve Pelluer to Herschel Walker vs. Philadelphia, Dec. 14, 1986 (TD).

Bold denotes rookie





## LONG PUNTS

- 84 - Ron Widby @ New Orleans, Nov. 3, 1968.
- 75 - Sam Baker @ L.A. Rams, Sept. 30, 1962.
- 75 - Billy Lothridge vs. N.Y. Giants, Oct. 11, 1964.**
- 73 - Danny White vs. L.A. Rams, Oct. 14, 1979.
- 72 - Toby Gowin vs. Chicago, Sept. 28, 1997.**
- 71 - Sam Baker @ N.Y. Giants, Dec. 16, 1962.
- 71 - Billy Lothridge vs. St. Louis, Sept. 12, 1964.**
- 67 - Dave Sherer @ St. Louis, Oct. 23, 1960.
- 65 - Toby Gowin @ Chicago, Oct. 18, 1998.
- 64 - Sam Baker vs. N.Y. Giants, Dec. 1, 1963.
- 64 - Mike Saxon vs. Atlanta, Dec. 22, 1991.

## LONG PUNT RETURNS

- 98 - Dennis Morgan @ St. Louis, Oct. 13, 1974 (TD).**
- 90 - Bob Hayes vs. Pittsburgh, Dec. 8, 1968 (TD).
- 85 - Kelvin Martin @ Philadelphia, Dec. 15, 1991 (TD).
- 83 - Kevin Williams vs. Washington, Nov. 20, 1994 (TD).
- 83 - Deion Sanders vs. Chicago, Sept. 28, 1997 (TD).
- 79 - Kelvin Martin vs. Washington, Sept. 7, 1992 (TD).
- 74 - Kelvin Martin vs. L.A. Rams, Nov. 15, 1992 (TD).
- 69 - Bob Hayes vs. St. Louis, Nov. 23, 1967 (TD).
- 69 - Mel Renfro vs. Green Bay, Nov. 29, 1964 (TD).**
- 69 - Deion Sanders @ Philadelphia, Nov. 2, 1998 (TD).

## LONG KICKOFF RETURNS

- 102 - Alexander Wright vs. Atlanta, Dec. 22, 1991 (TD).
- 101 - Amos Marsh vs. Philadelphia, Oct. 14, 1962 (TD).
- 101 - Ike Thomas vs. N.Y. Jets, Dec. 4, 1971 (TD).**
- 100 - Mel Renfro vs. San Francisco, Nov. 7, 1965 (TD).
- 100 - Mark Washington @ Washington, Nov. 22, 1970 (TD).**
- 97 - Thomas Henderson vs. St. Louis, Sept. 28, 1975 (TD).**
- 97 - James Dixon @ Kansas City, Oct. 22, 1989 (TD).**
- 90 - James Dixon @ Green Bay, Oct. 8, 1989.**
- 90 - Alexander Wright vs. N.Y. Giants, Sept. 16, 1990 (TD).**
- 89 - Ike Thomas vs. L.A. Rams, Nov. 25, 1971 (TD).**
- 89 - Herschel Walker vs. Atlanta, Oct. 23, 1996.

## LONG INTERCEPTION RETURNS

- 100 - Mike Gaechter vs. Philadelphia, Oct. 14, 1962 (TD).**
- 96 - Dennis Thurman @ Washington, Sept. 6, 1981.
- 94 - Darren Woodson @ Philadelphia, Dec. 4, 1994 (TD).
- 90 - Mel Renfro @ St. Louis, Oct. 4, 1965 (TD).
- 86 - Mike Gaechter vs. Washington, Nov. 3, 1963.
- 79 - Thomas Henderson vs. Tampa Bay, Oct. 2, 1977 (TD).
- 78 - Dennis Thurman @ St. Louis, Nov. 2, 1980 (TD).
- 74 - Jim Ridlon @ N.Y. Giants, Nov. 8, 1964 (TD).
- 71 - Deion Sanders @ N.Y. Giants, Sept. 21, 1998 (TD).
- 68 - Randy Hughes vs. Cincinnati, Sept. 30, 1979.
- 68 - Dexter Clinkscale vs. N.Y. Giants, Sept. 18, 1983 (TD).

## LONG FUMBLE RETURNS

- 97 - Chuck Howley @ Atlanta, Oct. 2, 1966 (TD).
- 86 - Michael Downs @ Houston, Dec. 13, 1982 (TD).
- 84 - Don Bishop vs. St. Louis, Oct. 28, 1962 (TD).
- 77 - Jim Jeffcoat vs. Washington, Sept. 24, 1989 (TD).
- 72 - Benny Barnes @ San Francisco, Oct. 11, 1981 (TD).
- 63 - Jim Ridlon vs. Philadelphia, Dec. 6, 1964 (TD).
- 58 - Chuck Howley vs. San Francisco, Nov. 7, 1965.
- 54 - Mike Montgomery vs. Detroit, Oct. 30, 1972 (TD).
- 42 - Bob Lilly @ St. Louis, Dec. 15, 1963 (TD).
- 41 - Bob Lilly @ Washington, Nov. 28, 1965.

## LONG RETURNS OF FIELD GOAL ATTEMPTS

- 94 - Jerry Norton @ St. Louis, Dec. 9, 1962 (TD).
- 62 - Ron Fellows vs. New Orleans, Sept. 25, 1983 (TD).
- 60 - Mike Gaechter @ Washington, Nov. 28, 1965 (TD).
- 60 - Obert Logan @ N.Y. Giants, Dec. 19, 1965 (TD).**
- 51 - Bernard Ford @ Philadelphia, Dec. 10, 1989.

Bold denotes rookie



## Cowboys Big Days

## RUSHING

1. 237 - Emmitt Smith @ Philadelphia, Oct. 31, 1993 (30 carries).
2. **206 - Tony Dorsett vs. Philadelphia, Dec. 4, 1977 (23 carries).**
3. 183 - Tony Dorsett @ N.Y. Giants, Nov. 9, 1980 (24 carries).
4. 182 - Emmitt Smith @ Phoenix, Sept. 22, 1991 (23 carries).
5. 175 - Tony Dorsett @ Baltimore, Dec. 6, 1981 (30 carries).
6. 174 - Emmitt Smith @ Atlanta, Dec. 21, 1992 (24 carries).
7. 173 - Herschel Walker @ New England, Nov. 15, 1987 (28 carries).
8. 172 - Emmitt Smith vs. Philadelphia, Dec. 6, 1993 (23 carries).
9. 171 - Emmitt Smith @ Pittsburgh, Sept. 4, 1994 (31 carries).
10. 168 - Emmitt Smith @ N.Y. Giants, Jan. 2, 1994 (32 carries).
11. 167 - Emmitt Smith @ Atlanta, Oct. 29, 1995 (26 carries).
12. 163 - Emmitt Smith vs. Philadelphia, Nov. 1, 1992 (30 carries).
- 163 - Emmitt Smith vs. N.Y. Giants, Nov. 7, 1994 (35 carries).
- 163 - Emmitt Smith @ N.Y. Giants, Sept. 4, 1995 (21 carries).
- 163 - Emmitt Smith vs. N.Y. Giants, Nov. 8, 1998 (29 carries).
16. 162 - Tony Dorsett @ New England, Sept. 21, 1981 (19 carries).
17. 160 - Emmitt Smith vs. Atlanta, Dec. 22, 1991 (32 carries).
18. 159 - Tony Dorsett vs. L.A. Rams, Oct. 18, 1981 (27 carries).
- 159 - Tony Dorsett @ Houston, Sept. 29, 1985 (23 carries).
20. 158 - Emmitt Smith vs. Philadelphia, Nov. 6, 1995 (27 carries).
21. 155 - Emmitt Smith vs. Washington, Nov. 28, 1996 (29 carries).
22. 154 - Tony Dorsett vs. St. Louis, Sept. 24, 1978 (21 carries).
23. 153 - Calvin Hill vs. San Francisco, Nov. 10, 1974 (32 carries).
- 153 - Tony Dorsett @ Minnesota, Jan. 3, 1983 (16 carries).
- 153 - Emmitt Smith vs. Washington, Dec. 26, 1993 (21 carries).
26. 152 - Tony Dorsett vs. New Orleans, Nov. 19, 1978 (25 carries).
- 152 - Emmitt Smith @ L.A. Raiders, Oct. 25, 1992 (29 carries).
28. 151 - Tony Dorsett @ Washington, Sept. 5, 1983 (14 carries).
29. 150 - Calvin Hill @ Washington, Nov. 16, 1969 (27 carries).
- 150 - Emmitt Smith @ Minnesota, Sept. 17, 1995 (20 carries).
31. 149 - Tony Dorsett @ Green Bay, Nov. 12, 1978 (23 carries).
- 149 - Herschel Walker @ Phoenix, Sept. 12, 1988 (29 carries).
33. 147 - Tony Dorsett vs. Baltimore, Sept. 4, 1978 (15 carries).
34. 145 - Tony Dorsett @ Minnesota, Oct. 7, 1979 (21 carries).
35. 143 - Emmitt Smith vs. Detroit, Sept. 19, 1994 (29 carries).

## 100-YARD RUSHING GAMES - CAREER

	100-YARD GAMES	TEAM RECORD	PCT.
Emmitt Smith.....	55	46-9	.836
Tony Dorsett.....	43	39-4	.907
Calvin Hill.....	16	14-2	.875
Don Perkins.....	10	5-4-1	.550
Herschel Walker.....	9	5-4	.556
Duane Thomas.....	6	6-0	1.000
Robert Newhouse.....	5	5-0	1.000
Walt Garrison.....	2	2-0	1.000
Scott Laidlaw.....	2	2-0	1.000
Amos Marsh.....	2	2-0	1.000
Dan Reeves.....	2	1-1	.500
Paul Palmer.....	1	1-0	1.000
Chris Warren.....	1	1-0	1.000
Preston Pearson.....	1	0-1	.000
Total.....	155	129-25-1	.835

## RECEIVING

1. 246 - Bob Hayes @ Washington, Nov. 13, 1966 (9 catches).
2. 241 - Frank Clarke vs. Washington, Sept. 16, 1962 (10 catches).
3. 223 - Lance Rentzel vs. Washington, Nov. 19, 1967 (13 catches).
4. 213 - Tony Hill vs. Philadelphia, Nov. 12, 1979 (7 catches).
5. 210 - Michael Irvin vs. Phoenix, Sept. 20, 1992 (8 catches).
6. **203 - James Dixon @ Phoenix, Nov. 12, 1989 (6 catches).**
- 203 - Kevin Williams @ Arizona, Dec. 25, 1995 (9 catches).
8. 198 - Michael Irvin @ Arizona, Dec. 8, 1996 (8 catches).
9. 195 - Bob Hayes vs. N.Y. Giants, Sept. 18, 1966 (6 catches).
10. 190 - Frank Clarke @ San Francisco, Nov. 10, 1963 (8 catches).
11. 188 - Drew Pearson @ Detroit, Oct. 6, 1975 (6 catches).
12. 187 - Bob Hayes vs. Houston, Dec. 20, 1970 (6 catches).
13. 186 - Michael Irvin @ Miami, Oct. 27, 1996 (12 catches).
14. 181 - Bob Hayes vs. Baltimore, Dec. 13, 1969 (5 catches).
- 181 - Tony Hill @ Detroit, Sept. 15, 1985 (11 catches).





Receiving, cont.

- 16. 177 - Bob Hayes vs. Philadelphia, Oct. 10, 1965 (8 catches).
- 17. 170 - Bob Hayes @ Pittsburgh, Oct. 22, 1967 (7 catches).
- 170 - Herschel Walker vs. Philadelphia, Dec. 14, 1986 (9 catches).
- 19. 169 - Michael Irvin vs. Atlanta, Dec. 22, 1991 (10 catches).
- 20. 168 - Frank Clarke @ N.Y. Giants, Oct. 20, 1963 (4 catches).
- 168 - Michael Irvin vs. L.A. Rams, Nov. 15, 1992 (8 catches).
- 168 - Michael Irvin vs. San Francisco, Oct. 17, 1993 (12 catches).

100-YARD RECEIVING GAMES - CAREER

	100-YARD GAMES	TEAM RECORD	PCT.
Michael Irvin .....	46	35-11	.761
Tony Hill .....	26	17-9	.654
Bob Hayes .....	21	16-5	.762
Drew Pearson .....	19	11-8	.579
Lance Rentzel .....	12	10-2	.833
Frank Clarke .....	12	4-6-2	.417
Alvin Harper .....	6	4-2	.667
Bill Howton .....	5	1-4	.200
Jay Novacek .....	4	1-3	.250
Doug Cosbie .....	4	2-2	.500
Mike Renfro .....	4	2-2	.500
Ray Alexander .....	3	1-2	.333
Herschel Walker .....	3	1-2	.333
Doug Donley .....	2	2-0	1.000
Billy Joe DuPree .....	2	2-0	1.000
Preston Pearson .....	2	2-0	1.000
Dan Reeves .....	2	2-0	1.000
Ron Sellers .....	2	2-0	1.000
Mike Sherrard .....	2	2-0	1.000
Emmitt Smith .....	2	2-0	1.000
Kelvin Edwards .....	2	1-1	.500
Lee Folkins .....	2	1-1	.500
Jim Doran .....	2	0-2	.000
Cornell Burbage .....	1	1-0	1.000
Buddy Dial .....	1	1-0	1.000
Tony Dorsett .....	1	1-0	1.000
Ernie Mills .....	1	1-0	1.000
Ron Springs .....	1	1-0	1.000
Kevin Williams .....	1	1-0	1.000
Tommy McDonald .....	1	0-0-1	.500
James Dixon .....	1	0-1	.000
Butch Johnson .....	1	0-1	.000
Karl Powe .....	1	0-1	.000
Total .....	195	128-64-3	.664

PASSING

- 1. 460 - Don Meredith @ San Francisco, Nov. 10, 1963 (30 of 48).
- 2. 455 - Troy Aikman vs. Minnesota, Nov. 26, 1998 (34 of 57).
- 3. 406 - Don Meredith @ Washington, Nov. 13, 1966 (21 of 29).
- 4. 394 - Don Meredith @ Philadelphia, Nov. 6, 1966 (14 of 24).
- 5. 389 - Gary Hogeboom @ San Francisco, Dec. 22, 1985 (28 of 49).
- 6. 379 - Troy Aikman @ Phoenix, Nov. 12, 1989 (21 of 40).
- 7. 377 - Danny White vs. Tampa Bay, Oct. 9, 1983 (29 of 44).
- 8. 363 - Troy Aikman @ Miami, Oct. 27, 1996 (33 of 41).
- 9. 362 - Danny White vs. Atlanta, Oct. 27, 1985 (27 of 47).
- 10. 359 - Danny White @ Washington, Dec. 13, 1987 (27 of 49).
- 11. 358 - Don Meredith vs. N.Y. Giants, Sept. 18, 1966 (14 of 24).
- 12. 356 - Troy Aikman vs. Tennessee, Nov. 27, 1997 (27 of 42).
- 13. 354 - Danny White vs. Miami, Oct. 25, 1981 (22 of 32).
- 14. 350 - Troy Aikman @ Arizona, Dec. 25, 1995 (21 of 32).
- 15. 349 - Craig Morton vs. Houston, Dec. 20, 1970 (13 of 17).
- 16. 347 - Danny White vs. Pittsburgh, Sept. 13, 1982 (25 of 36).
- 17. 345 - Eddie LeBaron vs. Pittsburgh, Sept. 24, 1960 (15 of 28).
- 18. 343 - Gary Hogeboom @ L.A. Rams, Sept. 3, 1984 (33 of 47).
- 19. 342 - Danny White @ N.Y. Giants, Oct. 6, 1985 (31 of 46).
- 342 - Steve Pelluer @ Philadelphia, Oct. 23, 1988 (32 of 46).

300-YARD PASSING GAMES - CAREER

	300-YARD GAMES	TEAM RECORD	PCT.
Troy Aikman .....	11	5-6	.455
Danny White .....	10	5-5	.500
Don Meredith .....	7	6-1	.857
Roger Staubach .....	5	3-2	.600
Steve Pelluer .....	4	2-2	.500
Gary Hogeboom .....	3	2-1	.667
Jason Garrett .....	1	1-0	1.000
Eddie LeBaron .....	1	0-1	.000
Craig Morton .....	1	1-0	1.000
Total .....	43	25-18	.581

Bold denotes rookie



## The Last Time . . .

**400 YARDS TOTAL OFFENSE**

- By Cowboys** – 513, vs. Minnesota, 11/26/98  
Playoffs – 438, vs. Minnesota, 12/28/96  
**By Opponents** – 471, vs. Minnesota, 11/26/98  
Playoffs – 415, @ San Francisco, 1/17/93

**500 YARDS TOTAL OFFENSE**

- By Cowboys** – 513, vs. Minnesota, 11/26/98  
Playoffs – 528, vs. L.A. Rams, 12/28/80  
**By Opponents** – 515, @ Denver, 9/13/98  
Playoffs – Has never happened

**300 YARDS PASSING IN A GAME BY A PLAYER**

- By Cowboys** – Troy Aikman, 455, vs. Minnesota, 11/26/98  
Playoffs – Troy Aikman, 380, @ San Francisco, 1/15/95  
**By Opponents** – Jake Plummer, 465, @ Arizona, 11/15/98  
Playoffs – Brett Favre, 307, Green Bay, 1/14/96

**400 YARDS PASSING IN A GAME BY A PLAYER**

- By Cowboys** – Troy Aikman, 455, vs. Minnesota, 11/26/98  
Playoffs – Has never happened  
**By Opponents** – Jake Plummer, 465, @ Arizona, 11/15/98  
Playoffs – Has never happened

**4 TOUCHDOWN PASSES IN A GAME BY A PLAYER**

- By Cowboys** – Troy Aikman, @ Pittsburgh, 8/31/97  
Playoffs – Troy Aikman, vs. Buffalo, 1/31/93  
**By Opponents** – Randall Cunningham, Minnesota, 11/26/98  
Playoffs – Terry Bradshaw, Pittsburgh, 1/21/79

**100 YARDS RUSHING IN A GAME BY A PLAYER**

- By Cowboys** – Emmitt Smith, 110, vs. Philadelphia, 12/20/98  
Playoffs – Emmitt Smith, 116, vs. Minnesota, 12/28/96  
**By Opponents** – Bam Morris, 137, @ Kansas City, 12/13/98  
Playoffs – Anthony Johnson, 104, @ Carolina, 1/5/97

**200 YARDS RUSHING IN A GAME BY A PLAYER**

- By Cowboys** – Emmitt Smith, 237, @ Philadelphia, 10/31/93  
Playoffs – Has never happened  
**By Opponents** – Greg Bell, 206, @ Buffalo, 11/18/84  
Playoffs – Eric Dickerson, 248, @ L.A. Rams, 1/4/86

**3 TOUCHDOWNS RUSHING IN A GAME BY A PLAYER**

- By Cowboys** – Emmitt Smith (2, 1, 4), vs. Minnesota, 11/26/98  
Playoffs – Emmitt Smith (1, 5, 16), vs. Green Bay, 1/14/96  
**By Opponents** – Terrell Davis (63, 59, 3), @ Denver, 9/13/98  
Playoffs – Larry Schreiber (1, 1, 1), @ San Francisco, 12/23/72

**100 YARDS RECEIVING IN A GAME BY A PLAYER**

- By Cowboys** – Michael Irvin, 146, vs. Minnesota, 11/26/98  
Playoffs – Michael Irvin, 103, vs. Minnesota, 12/28/96  
**By Opponents** – Andre Hastings, 122, @ New Orleans, 12/6/98  
Playoffs – Robert Brooks, 105, Green Bay, 1/14/96

**3 TOUCHDOWN CATCHES IN A GAME BY A PLAYER**

- By Cowboys** – Michael Irvin (87, 41, 4), vs. Phoenix, 9/20/92  
Playoffs – Preston Pearson (18, 15, 19), @ L.A. Rams, 1/14/76  
**By Opponents** – Randy Moss (51, 56, 56), Minnesota, 11/26/98  
Playoffs – Has never happened

**3 TOUCHDOWNS IN A GAME BY A PLAYER**

- By Cowboys** – Emmitt Smith (3 rushing), vs. Minnesota, 11/26/98  
Playoffs – Emmitt Smith (3 rushing), vs. Green Bay, 1/14/96  
**By Opponents** – Randy Moss (3 receiving), Minnesota, 11/26/98  
Playoffs – Larry Schreiber (3 rushing), @ San Francisco, 12/23/72

**4 TOUCHDOWNS IN A GAME BY A PLAYER**

- By Cowboys** – Emmitt Smith (4 rushing), @ N.Y. Giants, 9/4/95  
Playoffs – Has never happened  
**By Opponents** – Sterling Sharpe (4 receiving), Green Bay, 11/24/94  
Playoffs – Has never happened

**3 INTERCEPTIONS IN A GAME BY A PLAYER**

- By Cowboys** – Dennis Thurman, vs. Philadelphia, 12/13/81  
Playoffs – Dennis Thurman, vs. Green Bay, 1/16/83  
**By Opponents** – Roger Wehrli, @ St. Louis, 12/7/75  
Playoffs – Has never happened

**PUNT RETURNED FOR A TOUCHDOWN**

- By Cowboys** – Deion Sanders, 69 yards, @ Philadelphia, 11/2/98  
Playoffs – Golden Richards, 63 yards, vs. Minnesota, 12/30/73  
**By Opponents** – Terance Mathis, 98 yards, @ N.Y. Jets, 11/4/90  
Playoffs – Has never happened

**KICKOFF RETURNED FOR A TOUCHDOWN**

- By Cowboys** – Kevin Williams, 87 yards, vs. Arizona, 10/9/94  
Playoffs – Has never happened  
**By Opponents** – Robert Brooks, 95 yards, Green Bay, 10/3/93  
Playoffs – Vic Washington, 97 yards, @ San Francisco, 12/23/72



**INTERCEPTION RETURNED FOR A TOUCHDOWN**

**By Cowboys** – Deion Sanders, 71 yards, @ N.Y. Giants, 9/21/98  
Playoffs – George Teague, 29 yards, vs. Minnesota, 12/28/96

**By Opponents** – Sam Adams, 25 yards, Seattle, 11/22/98  
Playoffs – Eric Davis, 44 yards, @ San Francisco, 1/15/95

**FUMBLE RETURNED FOR A TOUCHDOWN**

**By Cowboys** – Kenny Wheaton, 15 yards, vs. Arizona, 9/6/98  
Playoffs – James Washington, 46 yards, vs. Buffalo, 1/30/94

**By Opponents** – Marcus Robertson, 42 yards, vs. Tennessee, 11/27/97  
Playoffs – Hugh Green, 60 yards, Tampa Bay, 1/9/83

**PUNT BLOCKED**

**By Cowboys** – Ken Norton, @ N.Y. Giants, 9/13/92  
Playoffs – Darrick Brownlow, @ Chicago, 12/29/91

**By Opponents** – Brian Roche, @ Kansas City, 12/13/98  
Playoffs – Bernardo Harris, Green Bay, 1/14/96

**PUNT BLOCKED FOR A TOUCHDOWN**

**By Cowboys** – Ken Norton, @ N.Y. Giants, (Robert Williams runs 3 yards), 9/13/92  
Playoffs – Has never happened

**By Opponents** – Miles McPherson, @ San Diego, (Derrrie Nelson runs 21 yards), 11/13/83  
Playoffs – Has never happened

**PUNT BLOCKED FOR A SAFETY**

**By Cowboys** – Issiac Holt, vs. Washington, 9/7/92  
Playoffs – Has never happened

**By Opponents** – Ron McGovern, @ Kansas City, 10/22/89  
Playoffs – Reggie Harrison, Pittsburgh, 1/18/76

**SAFETY SCORED**

**By Cowboys** – Leo Araguz forced out of end zone by Kenny Wheaton, vs. Oakland, 9/27/98  
Playoffs – Ball snapped over Rohn Stark's head out of end zone, @ Carolina, 1/5/97

**By Opponents** – Troy Aikman, intentional grounding in end zone, @ New Orleans, 12/6/98  
Playoffs – Reggie Harrison, Pitt., blocked Mitch Hoopes punt out of end zone, 1/18/76

**FIELD GOAL BLOCKED**

**By Cowboys** – Artie Smith, @ Arizona, 11/15/98  
Playoffs – Aaron Mitchell, @ Philadelphia, 1/11/81

**By Opponents** – Michael Bankston, @ Arizona, 9/7/97  
Playoffs – Frank Nunley, @ San Francisco, 1/2/72

**BLOCKED FIELD GOAL RETURNED FOR A TOUCHDOWN**

**By Cowboys** – Ron Fellows, vs. New Orleans, 62 yards, (blocked by Ed Jones), 9/25/83  
Playoffs – Has never happened

**By Opponents** – William White, @ Detroit, 55 yards, (blocked by Marc Spindler), 10/27/91  
Playoffs – Has never happened

**PAT KICK MISSED**

**By Cowboys** – Chris Boniol, @ Miami, 10/27/96  
Playoffs – Lin Elliott, @ San Francisco, 1/17/93

**By Opponents** – John Kasay (blocked), Carolina, 10/11/98  
Playoffs – Jan Stenerud, Green Bay, 1/16/83

**PAT KICK BLOCKED**

**By Cowboys** – Chad Hennings, vs. Carolina, 10/10/98  
Playoffs – Rod Hill, vs. Green Bay, 1/16/83

**By Opponents** – Shawn Patterson, @ Green Bay, 10/8/89  
Playoffs – Carl Eller, Minnesota, 1/1/78

**TWO POINT ATTEMPT MADE**

**By Cowboys** – Ermmitt Smith pass from Troy Aikman, vs. Washington, 11/16/97  
Playoffs – Has never happened

**By Opponents** – Randy Moss pass from Randall Cunningham, Minnesota, 11/26/98  
Playoffs – Cris Carter pass from Brad Johnson, vs. Minnesota, 12/28/96

**TWO POINT ATTEMPT FAILED**

**By Cowboys** – Daryl Johnston pass from Troy Aikman comes up short, vs. Minnesota, 11/26/98  
Playoffs – Troy Aikman pass incomplete, @ Carolina, 1/5/97

**By Opponents** – Brett Favre pass incomplete, Green Bay, 11/18/96  
Playoffs – Brett Favre pass incomplete, Green Bay, 1/8/95

**50 POINTS SCORED IN A GAME**

**By Cowboys** – Dallas 51, Seattle, 7, 11/27/80  
Playoffs – Dallas 52, Buffalo 17, 1/31/93

**By Opponents** – @ Cincinnati 50, Dallas 24, 12/8/85  
Playoffs – Has never happened

**40 POINTS SCORED IN A GAME**

**By Cowboys** – Dallas 42, Green Bay 31, 11/24/94  
Playoffs – Dallas 40, Minnesota 15, 12/28/96


**By Opponents** – vs. Minnesota 46, Dallas 36, 11/26/98  
Playoffs – Has never happened

**SHUTOUT SCORED IN A GAME**

**By Cowboys** – Dallas 34, @ Philadelphia 0, 11/2/98  
Playoffs – Dallas 38, Tampa Bay 0, 1/2/82

**By Opponents** – Philadelphia 24, Dallas 0, 9/15/91  
Playoffs – @ L.A. Rams 20, Dallas 0, 1/4/86

**The  
Playoff  
Records**







## Cowboys Career Playoff Records

### RUSHING

Player	G	Att.	Yds.	Avg.	Long	TD
1. Smith, Emmitt (1990-98) .....	16	334	1,487	4.5	38	18
2. Dorsett, Tony (1977-85) .....	17	302	1,383	4.6	53	9
3. Newhouse, Robert (1972-83) .....	23	174	651	3.7	19	3
4. Thomas, Duane (1970-71) .....	6	130	520	4.0	23	4
5. Garrison, Walt (1966-74) .....	15	126	493	4.0	19	0
6. Staubach, Roger (1969-79) .....	20	76	432	5.7	29	0
7. Hill, Calvin (1969-74) .....	8	90	335	3.8	48	2
8. Perkins, Don (1961-68) .....	4	66	284	4.0	24	3
9. Springs, Ron (1979-83) .....	9	42	201	4.8	32	2
10. Dennison, Doug (1974-78) .....	7	38	130	3.4	14	2

### RECEIVING

Player	G	No.	Yds.	Avg.	Long	TD
1. Irvin, Michael (1988-98) .....	16	87	1,315	15.1	53	8
2. Pearson, Drew (1973-83) .....	22	67	1,105	16.5	83t	8
3. Novacek, Jay (1990-96) .....	13	62	645	10.4	25	6
4. Hill, Tony (1977-85) .....	17	46	618	13.4	49	4
5. Dorsett, Tony (1977-85) .....	17	46	403	8.8	32	1
6. Smith, Emmitt (1990-98) .....	16	45	328	7.3	28	2
7. Pearson, Preston (1975-80) .....	13	43	504	11.7	34	3
8. DuPree, Billy Joe (1973-83) .....	22	38	438	11.5	28	4
9. Johnston, Daryl (1989-98) .....	16	37	247	6.7	26	1
10. Hayes, Bob (1965-74) .....	15	27	425	15.7	86t	3

### RUSHING-RECEIVING

Player	G	Rushing	Receiving	Total
1. Smith, Emmitt (1990-98) .....	16	1,487	328	1,815
2. Dorsett, Tony (1977-85) .....	17	1,383	403	1,786
3. Irvin, Michael (1988-98) .....	16	0	1,315	1,315
4. Pearson, Drew (1973-83) .....	22	16	1,105	1,121
5. Newhouse, Robert (1972-83) .....	23	651	69	720
6. Garrison, Walt (1966-74) .....	15	493	155	648
7. Novacek, Jay (1990-96) .....	13	0	645	645
8. Pearson, Preston (1975-80) .....	13	135	504	639
9. Hill, Tony (1977-85) .....	17	-6	618	612
10. Thomas, Duane (1970-71) .....	6	520	72	592

### PASSING (Min. 150 Attempts)

Player	G	Att.	Comp.	Pct.	Yds.	TD	Int.	Rating
1. Aikman, Troy (1989-98) .....	15	464	298	64.2	3,563	23	16	89.8
2. Staubach, Roger (1969-79) .....	20	410	223	54.4	2,791	24	19	76.0
3. White, Danny (1976-88) .....	18	360	206	57.2	2,284	15	16	71.6



## SCORING

Player	G	TD	PAT	2PT	FG	Total
1. Smith, Emmitt (1990-96) .....	15	20	—	—	—	120
2. Septien, Rafael (1978-85) .....	13	—	40	—	18	94
3. Boniol, Chris (1994-96) .....	7	—	24	—	13	63
4. Dorsett, Tony (1977-85) .....	17	10	—	—	—	60
5. Fritsch, Toni (1971-73, 75) .....	7	—	15	—	12	51
6. Pearson, Drew (1973-83) .....	22	8	—	—	—	48
Irvin, Michael (1988-95) .....	13	8	—	—	—	48
8. Clark, Mike (1968-71, 73) .....	8	—	14	—	9	41
9. Novacek, Jay (1990-95) .....	13	6	—	—	—	36
10. Herrera, Efren (1974, 1976-77) .....	4	—	10	—	7	31

## FIELD GOALS (Min. 10 Made)

Player	G	Att.	Made	Pct.	Long
1. Boniol, Chris (1994-96) .....	7	15	13	86.7	51
2. Septien, Rafael (1978-85) .....	15	21	18	85.7	50
3. Fritsch, Toni (1971-73, 75) .....	7	14	12	85.7	45

## PUNTING (Min. 25 Punts)

Player	G	No.	Avg.	Long	Blk
1. Saxon, Mike (1985-92) .....	6	26	43.5	57	1
2. Jett, John (1993-96) .....	10	33	42.9	59	1
3. Widby, Ron (1968-71) .....	8	51	40.1	65	0
4. White, Danny (1976-83) .....	17	84	36.6	53	0

## PUNT RETURNS (Min. 10)

Player	G	No.	Yds.	Avg.	Long	TD
1. Hayes, Bob (1965-74) .....	15	12	151	12.6	68	0
2. Johnson, Butch (1976-83) .....	17	19	208	11.0	44	0
3. Jones, James (1980-82) .....	5	16	147	9.2	43	0

## KICKOFF RETURNS (Min. 10)

Player	G	No.	Yds.	Avg.	Long	TD
1. Harris, Cliff (1970-79) .....	21	11	243	22.1	34	0
2. Williams, Kevin (1993-96) .....	10	23	505	22.0	50	0
3. Martin, Kelvin (1987-92) .....	5	11	237	21.5	39	0
4. Jones, James (1980-82, 1984-85) .....	6	13	267	20.5	33	0
5. Fellows, Ron (1981-85) .....	6	11	191	17.4	33	0
6. Johnson, Butch (1976-83) .....	17	12	207	17.3	26	0

## INTERCEPTIONS

Player	G	No.	Yds.	Avg.	Long	TD
1. Waters, Charlie (1970-78, 80-81) .....	25	9	124	13.8	29	0
2. Thurman, Dennis (1978-85) .....	13	7	126	18.0	39t	1
3. Harris, Cliff (1970-79) .....	21	6	103	17.2	30	0
4. Brown, Larry (1991-95, 1998) .....	14	5	105	21.0	44	0
5. Howley, Chuck (1961-73) .....	11	4	89	22.3	41	0
Lewis, D.D. (1968-81) .....	27	4	64	16.0	23	0
Jordan, Lee Roy (1963-76) .....	19	4	34	8.5	41	0
Renfro, Mel (1964-77) .....	21	4	32	8.0	19	0
9. Washington, James (1990-93) .....	8	3	46	15.3	21	0
Everett, Thomas (1992-93) .....	6	3	36	12.0	22	0
Woodson, Darren (1992-98) .....	14	3	24	8.0	19	0
Walls, Everson (1981-85) .....	7	3	20	6.7	20	0
Hughes, Randy (1975-80) .....	12	3	1	0.3	1	0
Barnes, Benny (1972-82) .....	21	3	0	0.0	0	0





# Cowboys Individual Playoff Records

## SERVICE

### Most Games, Career

- 27 D.D. Lewis, 1968, 1970-81
- 26 Larry Cole, 1968-80
- 25 Charlie Waters, 1970-78, 1980-81

## SCORING

### POINTS

#### Career

- 120 Emmitt Smith, 1990-98 (120-td)
- 94 Rafael Septien, 1978-85 (40-pat, 18-fg)
- 63 Chris Boniol, 1994-96 (24-pat, 13-fg)

#### Game

- 18 Craig Baynham, vs. Cleveland, 12/24/67
- 18 Preston Pearson, @ L.A. Rams, 1/4/76
- 18 Emmitt Smith, vs. Green Bay, 1/14/96

#### Game, Opponent

- 18 Larry Schreiber, @ San Francisco, 12/23/72
- 14 Curt Knight, @ Washington, 12/31/72
- 14 John Kasay, @ Carolina, 1/5/97

### TOUCHDOWNS

#### Career

- 20 Emmitt Smith, 1990-98 (18-r, 2-p)
- 10 Tony Dorsett, 1977-85 (9-r, 1-p)
- 8 Drew Pearson, 1973-83 (8-p)
- 8 Michael Irvin, 1988-98 (8-p)

#### Game

- 3 Craig Baynham, vs. Cleveland, 12/24/67 (2-r, 1-p)
- 3 Preston Pearson, @ L.A. Rams, 1/4/76 (3-p)
- 3 Emmitt Smith, vs. Green Bay 1/14/96 (3-r)

#### Game, Opponent

- 3 Larry Schreiber, @ San Francisco, 12/23/72 (3-r)

#### Most Consecutive Games Scoring Touchdown

- 8 Emmitt Smith, 1993-96
- 5 Duane Thomas, 1970-71
- 3 Tony Dorsett, 1977-78
- 3 Tony Dorsett, 1981-82
- 3 Emmitt Smith, 1992
- 3 Alvin Harper, 1992-93
- 3 Jay Novacek, 1992-93

### POINTS AFTER TOUCHDOWNS

#### Most Attempted, Career

- 40 Rafael Septien, 1978-86
- 24 Chris Boniol, 1994-96

#### Most Attempted, Game

- 7 Danny Villanueva, vs. Cleveland, 12/24/67
- 7 Lin Elliott, vs. Buffalo, 1/31/93

#### Most Made, Career

- 40 Rafael Septien, 1978-86
- 24 Chris Boniol, 1994-96

#### Most Made, Game

- 7 Danny Villanueva, vs. Cleveland, 12/24/67
- 7 Lin Elliott, vs. Buffalo, 1/31/93

#### Made, Opponent

- 5 Don Cockroft, vs. Cleveland, 12/28/69
- 5 Roy Gerela, vs. Pittsburgh, 1/21/79
- 5 Eddie Murray, @ Detroit, 1/5/92
- 5 Doug Brien, @ San Francisco, 1/15/95

#### Most Made, No Misses, Career

- 40 Rafael Septien, 1978-86
- 24 Chris Boniol, 1994-96

### FIELD GOALS

#### Most Attempted, Career

- 21 Rafael Septien, 1978-86
- 15 Chris Boniol, 1994-96
- 14 Toni Fritsch, 1972-76
- 14 Mike Clark, 1968-71, 1973

#### Most Attempted, Game

- 5 Efen Herrera, vs. Denver, 1/15/78
- 4 Mike Clark, @ Cleveland, 12/21/68
- 4 Chris Boniol, vs. Minnesota, 12/28/96

#### Most Attempted, Opponent, Game

- 6 David Ray, vs. L.A. Rams, 12/23/73
- 4 Curt Knight, @ Washington, 12/31/72
- 4 John Kasay, @ Carolina, 1/5/97

### Most Made, Career

- 18 Rafael Septien, 1978-86
- 13 Chris Boniol, 1994-96
- 12 Toni Fritsch, 1972-76

### Most Made, Game

- 4 Chris Boniol, vs. Minnesota, 12/28/96
- 3 7 times, last by Chris Boniol @ Carolina, 1/5/97

### Most Made, Opponent, Game

- 4 Curt Knight, @ Washington, 12/31/72
- 4 John Kasay, @ Carolina, 1/5/97
- 3 David Ray, vs. L.A. Rams, 12/23/73

### Most Consecutive Field Goals Made

- 15 Rafael Septien, 1978-82
- 9 Chris Boniol, 1995-96
- 7 Efen Herrera, 1976-77

### Most Consecutive Games Made

- 7 Toni Fritsch, 1972-76
- 6 Rafael Septien, 1976-78
- 5 Chris Boniol, 1995-96

### Longest Field Goal

- 51 Chris Boniol, vs. Philadelphia, 1/7/96
- 50 Rafael Septien, vs. Green Bay, 1/16/83
- 50 Eddie Murray, vs. S.F., 1/23/94

### Longest Field Goal, Opponent

- 54 Steve Christie, vs. Buffalo, 1/30/94
- 51 Roy Gerela, vs. Pittsburgh, 1/21/79
- 50 Chris Jacke, vs. Green Bay, 1/8/95

### Highest Field Goal Percentage, Career (10 made)

- 86.7 Chris Boniol, 1994-96 (15-13)
- 85.7 Rafael Septien, 1978-86 (21-18)
- 85.7 Toni Fritsch, 1972-76 (14-12)

### SAFETIES

#### Most, Game

- 1 George Andrie and Jethro Pugh, vs. Detroit, 12/26/70
- 1 Jim Jensen, vs. L.A. Rams, 12/19/76

#### Most, Opponent, Game

- 1 Alan Page, @ Minnesota, 12/25/71
- 1 Reggie Harrison, vs. Pittsburgh, 1/18/76

## RUSHING

### ATTEMPTS

#### Career

- 334 Emmitt Smith, 1990-98
- 302 Tony Dorsett, 1977-85
- 174 Robert Newhouse, 1972-83

#### Game

- 35 Emmitt Smith, vs. Green Bay, 1/14/96
- 30 Duane Thomas, vs. Detroit, 12/26/70
- 30 Emmitt Smith, vs. Buffalo, 1/30/94

#### Opponent, Game

- 36 John Riggins, vs. Washington, 1/22/83
- 34 Eric Dickerson, @ L.A. Rams, 1/4/86
- 30 Larry Brown, @ Washington, 12/31/72

### YARDS GAINED

#### Career

- 1,487 Emmitt Smith, 1990-98
- 1,383 Tony Dorsett, 1977-85
- 651 Robert Newhouse, 1972-83

#### Game

- 160 Tony Dorsett, vs. L.A. Rams, 12/28/80
- 150 Emmitt Smith, vs. Green Bay, 1/14/96
- 143 Duane Thomas, @ San Francisco, 1/3/71

#### Game, Opponent

- 248 Eric Dickerson, @ L.A. Rams, 1/4/86
- 194 Wilbert Montgomery, @ Philadelphia, 1/11/81
- 140 John Riggins, vs. Washington, 12/22/83

### Longest Run

- 53 Tony Dorsett, @ L.A. Rams, 1/7/79
- 48 Calvin Hill, @ San Francisco, 12/3/72
- 38 Emmitt Smith, vs. Buffalo, 1/31/93

### Longest Run, Opponent

- 74 Adrian Murrell, vs. Arizona, 1/2/99
- 71 James Lofton, vs. Green Bay, 1/16/83 (TD)
- 55 Wilbert Montgomery, @ Philadelphia, 1/7/79
- 55 Eric Dickerson, vs. L.A. Rams, 12/26/83 (TD)

**Most Games, 100 or More Yards**

- 7 Emmitt Smith, 1990-98  
3 Tony Dorsett, 1978-83  
2 Duane Thomas, 1970-71

**Most Consecutive Games, 100 or More Yards**

- 3 Emmitt Smith, 1992  
2 Duane Thomas, 1970-71

**AVERAGE GAIN****Career (50 attempts)**

- 5.68 Roger Staubach, 1969-79 (76-432)  
4.58 Tony Dorsett, 1977-85 (302-1,383)  
4.45 Emmitt Smith, 1990-98 (334-1,487)

**Game (10 attempts)**

- 7.27 Tony Dorsett, vs. L.A. Rams, 12/28/80 (22-160)  
6.94 Calvin Hill, @ San Francisco, 12/23/72 (18-125)  
6.82 Emmitt Smith, vs. Minnesota, 12/28/96 (17-116)

**TOUCHDOWNS****Career**

- 18 Emmitt Smith, 1990-98  
9 Tony Dorsett, 1977-85  
4 Duane Thomas, 1970-71

**Game**

- 3 Emmitt Smith, vs. Green Bay, 1/14/96  
2 8 times, last by Emmitt Smith, vs. Minnesota, 12/28/96

**Opponent, Game**

- 3 Larry Schreiber, @ San Francisco, 12/23/72  
2 4 times, last by Eric Dickerson, @ L.A. Rams, 1/4/86

**Most Consecutive Games Rushing for Touchdown**

- 8 Emmitt Smith, 1993-96  
3 Duane Thomas, 1971-72  
3 Tony Dorsett, 1977-78  
3 Tony Dorsett, 1981-82  
3 Emmitt Smith, 1992

**PASSING****ATTEMPTS****Career**

- 464 Troy Aikman, 1989-98  
410 Roger Staubach, 1969-79  
360 Danny White, 1976-88

**Game**

- 53 Danny White, vs. L.A. Rams, 12/26/83  
53 Troy Aikman, @ San Francisco, 1/15/95  
49 Troy Aikman, vs. Arizona, 1/2/99

**Game, Opponent**

- 50 Jim Kelly, vs. Buffalo, 1/30/94  
49 Neil O'Donnell, vs. Pittsburgh, 1/28/96  
45 Brett Favre, vs. Green Bay, 1/16/94  
45 Steve Young, vs. San Francisco, 1/22/94

**COMPLETIONS****Career**

- 298 Troy Aikman, 1989-98  
223 Roger Staubach, 1969-79  
206 Danny White, 1976-88

**Game**

- 32 Danny White, vs. L.A. Rams, 12/26/83  
30 Troy Aikman, @ San Francisco, 1/15/95  
28 Troy Aikman, vs. Green Bay, 1/16/94

**Opponent, Game**

- 31 Jim Kelly, vs. Buffalo, 1/30/94  
29 Erik Kramer, @ Detroit, 1/5/92  
28 Brett Favre, vs. Green Bay, 1/16/94  
28 Neil O'Donnell, vs. Pittsburgh, 1/28/96

**Consecutive Passes Completed**

- 10 Troy Aikman, vs. Pittsburgh, 1/28/96  
8 Danny White, vs. Green Bay, 1/16/83  
8 Troy Aikman, vs. Buffalo, 1/31/93

**COMPLETION PERCENTAGE****Career (150 attempts)**

- 64.22 Troy Aikman, 1989-98 (296 of 464)  
57.22 Danny White, 1976-88 (206 of 360)  
54.39 Roger Staubach, 1969-79 (223 of 410)

**Game (20 attempts)**

- 76.67 Troy Aikman, vs. Green Bay, 1/8/95 (23 of 30)  
75.68 Troy Aikman, vs. Green Bay, 1/16/94 (28 of 37)  
73.33 Troy Aikman, vs. Buffalo, 1/31/93 (22 of 30)

**YARDS GAINED****Career**

- 3,563 Troy Aikman, 1989-98  
2,791 Roger Staubach, 1969-79  
2,264 Danny White, 1976-88

**Game**

- 380 Troy Aikman, @ San Francisco, 1/15/95  
337 Troy Aikman, vs. Green Bay, 1/8/95  
330 Danny White, vs. L.A. Rams, 12/26/83

**Game, Opponent**

- 341 Erik Kramer, @ Detroit, 1/5/92  
332 Lynn Dickey, vs. Green Bay, 1/16/83  
320 Steve Bartkowski, @ Atlanta, 1/4/81

**Most Games, 300 or More Passing Yards, Career**

- 4 Troy Aikman, 1991-95  
3 Danny White, 1976-88

**Longest Pass Completion (All TDs)**

- 94 Troy Aikman (to Harper), vs. Green Bay, 1/8/95  
86 Don Meredith (to Hayes), vs. Cleveland, 12/24/67  
83 Roger Staubach (to D. Pearson), vs. L.A. Rams, 12/23/73

**Opponent, Longest Pass Completion (All TDs except as noted)**

- 75 Frank Ryan (to Paul Warfield), vs. Cleveland, 12/24/67  
75 John Unitas (to John Mackey), vs. Baltimore, 1/17/71  
75 Doug Williams (to Jimmie Giles), vs. Tampa Bay, 1/2/82 (no TD)

**TOUCHDOWNS****Career**

- 24 Roger Staubach, 1969-79  
23 Troy Aikman, 1989-98  
15 Danny White, 1976-88

**Game**

- 4 Roger Staubach, @ L.A. Rams, 1/4/76  
4 Troy Aikman, vs. Buffalo, 1/31/93

**Opponent, Game**

- 4 Bart Starr, vs. Green Bay, 1/1/67  
4 Terry Bradshaw, vs. Pittsburgh, 1/21/79

**Most Consecutive Games, Touchdown Pass**

- 5 Troy Aikman, 1992-93  
5 Troy Aikman, 1994-95  
4 Danny White, 1982-83

**HAD INTERCEPTED****Career**

- 19 Roger Staubach, 1969-79  
16 Danny White, 1976-88  
16 Troy Aikman, 1989-98

**Game**

- 4 Roger Staubach, vs. Minnesota, 12/30/73  
3 10 times, last Troy Aikman, vs. Arizona, 1/2/99

**Opponent, Game**

- 4 Bob Avellini, vs. Chicago, 12/26/77  
4 Craig Morton, vs. Denver, 1/15/78  
4 Doug Williams, vs. Tampa Bay, 1/2/82

**Most Consecutive Passes Attempted, None Intercepted**

- 111 Troy Aikman, 1991-93  
102 Roger Staubach, 1969-1973  
88 Troy Aikman, 1994-96

**Most Attempts, No Interceptions, Game**

- 34 Troy Aikman, @ San Francisco, 1/17/93  
33 Troy Aikman, vs. Green Bay, 1/14/96  
30 Troy Aikman, vs. Buffalo, 1/31/93

**Most Attempts, No Interceptions, Opponent**

- 38 Erik Kramer, @ Detroit, 1/5/92  
30 Vince Ferragamo, vs. L.A. Rams, 12/26/83  
30 Randall Cunningham, vs. Philadelphia, 1/10/93

**TIMES SACKED****Game**

- 7 Roger Staubach, vs. L.A. Rams, 12/23/73  
7 Roger Staubach, vs. Pittsburgh, 1/18/76  
5 5 times, last by Danny White, @ L.A. Rams, 1/4/86

**Opponent, Game**

- 5 John Hadl, vs. L.A. Rams, 12/23/73  
5 Ron Jaworski, vs. L.A. Rams, 1/4/76  
5 Steve Bartkowski, @ Atlanta, 12/30/78  
5 Randall Cunningham, vs. Philadelphia, 1/10/93





**PASS RECEIVING**

**RECEPTIONS**

**Career**

- 87 Michael Irvin, 1988-98
- 67 Drew Pearson, 1973-83
- 62 Jay Novacek, 1990-95

**Game**

- 12 Michael Irvin, @ San Francisco, 1/15/95
- 11 Jay Novacek, vs. Green Bay, 1/8/95
- 9 Tony Hill, vs. L.A. Rams, 12/26/83
- 9 Michael Irvin, vs. Green Bay, 1/16/94

**Opponent, Game**

- 10 Andre Hastings, vs. Pittsburgh, 1/26/96
- 9 Tom Waddle, @ Chicago, 12/29/91
- 9 Edgar Bennett, vs. Green Bay, 1/16/94

**Most Consecutive Games, Pass Reception**

- 22 Drew Pearson, 1973-83
- 16 Michael Irvin, 1991-98 (current)
- 13 Jay Novacek, 1991-95

**YARDS**

**Career**

- 1,315 Michael Irvin, 1988-98
- 1,105 Drew Pearson, 1973-83
- 655 Alvin Harper, 1991-94

**Game**

- 192 Michael Irvin, @ San Francisco, 1/15/95
- 144 Bob Hayes, vs. Cleveland, 12/24/67
- 142 Tony Hill, @ L.A. Rams, 1/16/83

**Game, Opponent**

- 161 Lynn Swann, vs. Pittsburgh, 1/18/76
- 152 Andre Reed, vs. Buffalo, 1/31/93
- 146 Charlie Taylor, vs. Washington, 12/31/72

**Longest Pass Reception (All TDs)**

- 94 Alvin Harper (from Aikman), vs. Green Bay, 1/8/95
- 86 Bob Hayes (from Meredith), vs. Cleveland, 12/24/67
- 83 Drew Pearson (from Staubach), vs. L.A. Rams, 12/23/73

**Longest Pass Reception, Opponent**

- 75 Paul Warfield (from Frank Ryan), vs. Cleveland, 12/24/67 (TD)
- 75 John Mackey (from Johnny Unitas), vs. Baltimore, 1/17/71 (TD)
- 75 Jimmie Giles (from Doug Williams), vs. Tampa Bay, 1/2/82

**Most Games, 100 or More Yards Receiving, Career**

- 6 Michael Irvin, 1988-98
- 2 Tony Hill, 1977-86

**AVERAGE GAIN**

**Career (20 receptions)**

- 27.3 Alvin Harper, 1991-94 (24-655)
- 16.5 Drew Pearson, 1973-83 (67-1,105)
- 15.8 Butch Johnson, 1976-83 (25-394)

**Game (3 receptions)**

- 39.0 Alvin Harper, @ San Francisco, 1/17/93 (3-117)
- 34.0 Frank Clarke, vs. Green Bay, 1/16/67 (3-102)
- 29.3 Alvin Harper, @ Chicago, 12/29/91 (3-88)

**TOUCHDOWNS**

**Career**

- 8 Drew Pearson, 1973-83
- 8 Michael Irvin, 1988-98
- 6 Jay Novacek, 1990-95

**Game**

- 3 Preston Pearson, @ L.A. Rams, 1/4/76

**Game, Opponent**

- 2 7 times, last by Robert Brooks, vs. Green Bay, 1/14/96

**Most Consecutive Games, Touchdown**

- 3 Alvin Harper, 1992-93
- 3 Jay Novacek, 1992-93
- 3 Michael Irvin, 1994-95

**RUSHING-RECEIVING**

**ATTEMPTS**

**Career**

- 379 Emmitt Smith, 1990-98 (334-ru, 45-re)
- 348 Tony Dorsett, 1977-85 (302-ru, 46-re)
- 188 Robert Newhouse, 1972-83 (174-ru, 14-re)

**Game**

- 37 Emmitt Smith, vs. Green Bay, 1/14/96 (35-ru, 2-re)
- 34 Emmitt Smith, vs. Buffalo, 1/30/94 (ru-30, re-4)
- 30 Tony Dorsett, vs. Green Bay, 1/16/83 (ru-27, re-3)

**YARDS**

**Career**

- 1,815 Emmitt Smith, 1990-98 (1,487-ru, 328-re)
- 1,786 Tony Dorsett, 1977-85 (1,383-ru, 403-re)
- 1,315 Michael Irvin, 1988-98 (0-ru, 1,315-re)

**Game**

- 192 Michael Irvin, @ San Francisco, 1/15/95 (re-192)
- 188 Tony Dorsett, vs. L.A. Rams, 12/28/80 (ru-160, re-28)
- 173 Emmitt Smith, @ San Francisco, 1/17/93 (ru-114, re-59)

**PUNTING**

**PUNTS**

**Career**

- 84 Danny White, 1976-85
- 51 Ron Widby, 1968-71
- 33 John Jett, 1993-96

**Game**

- 9 Ron Widby, vs. Baltimore, 1/17/71
- 8 5 times, last by Danny White, vs. L.A. Rams, 12/30/79

**Game, Opponent**

- 8 Donny Anderson, @ Green Bay, 12/31/67
- 8 Herman Weaver, vs. Detroit, 12/26/70
- 8 Neil Clabo, @ Minnesota, 1/1/76
- 8 Tom Hutton, vs. Philadelphia, 1/7/96
- 8 Scott Player, vs. Arizona, 1/2/99

**Longest Punt**

- 65 Ron Widby, vs. Detroit, 12/26/70
- 60 Ron Widby, vs. San Francisco, 1/2/72
- 59 Marv Bateman, @ San Francisco, 12/23/72
- 59 John Jett, @ Carolina, 1/5/97

**Longest Punt, Opponent**

- 64 Dave Chapple, vs. L.A. Rams, 12/23/73
- 62 Craig Henrich, vs. Green Bay, 1/26/95
- 61 Herman Weaver, vs. Detroit, 12/6/70

**AVERAGE GROSS YARDS**

**Career**

- 43.5 Mike Saxton, 1965-92
- 42.6 John Jett, 1993-96
- 40.1 Ron Widby, 1968-71

**Game (4 punts)**

- 46.9 Mike Saxton, @ L.A. Rams, 1/4/86 (7-328)
- 46.7 Marv Bateman, vs. L.A. Rams, 12/23/73 (7-327)
- 45.8 John Jett, vs. Green Bay, 1/8/95 (4-183)
- 45.8 John Jett, vs. Green Bay, 1/14/96 (4-183)

**Game, Opponent (4 punts)**

- 48.8 Herman Weaver, vs. Detroit, 12/26/70 (8-391)
- 45.5 Klaus Wilmsmeyer, vs. San Francisco, 1/23/94 (4-182)
- 44.8 Rohn Stark, vs. Pittsburgh, 1/28/96 (4-179)

**HAD BLOCKED**

**Career**

- 1 Mike Saxton, 1986-1992
- 1 John Jett, 1993-95

**Most Consecutive Punts, None Blocked**

- 84 Danny White, 1976-83
- 60 Ron Widby, 1968-72
- 24 Marv Bateman, 1972-75

**INSIDE 20**

**Career**

- 21 Danny White, 1976-83
- 9 Ron Widby, 1968-72
- 8 John Jett, 1993-96

**Game**

- 4 Toby Gowin, vs. Arizona, 1/2/99
- 3 4 times, last by Danny White, vs. L.A. Rams, 12/30/79

**PUNT RETURNS**

**RETURNS**

**Career**

- 19 Butch Johnson, 1976-83
- 16 James Jones, 1980-82
- 12 Bob Hayes, 1965-74



## Game

- 5 James Jones, vs. L.A. Rams, 12/28/80  
 5 Ron Fellows, vs. Tampa Bay, 1/9/83  
 4 6 times, last by Gordon Banks, 1/4/86 @ L.A. Rams

## Game, Opponent

- 6 John Sciarra, @ Philadelphia, 1/11/81  
 5 Lem Barney, vs. Detroit, 12/26/70

## FAIR CATCHES

## Career

- 10 Bob Hayes, 1966-72  
 8 Lance Rentzel, 1967-69  
 8 Cliff Harris, 1970-79

## Game

- 4 Lance Rentzel, @ Cleveland, 12/21/68  
 4 Cliff Harris, @ San Francisco, 12/23/72  
 3 Lance Rentzel, @ Green Bay, 12/31/67  
 3 Golden Richards, vs. Pittsburgh, 1/18/76  
 3 Gordon Banks, @ L.A. Rams, 1/4/86

## Game, Opponent

- 4 Bobby Bryant, @ Minnesota, 12/25/71  
 3 Bobby Bryant, vs. Minnesota, 12/30/73

## YARDS GAINED

## Career

- 208 Butch Johnson, 1976-83  
 151 Bob Hayes, 1965-74  
 147 James Jones, 1980-82

## Game

- 141 Bob Hayes, vs. Cleveland, 12/24/67  
 81 James Jones, vs. L.A. Rams, 12/20/80  
 64 Butch Johnson, vs. L.A. Rams, 12/19/76

## Game, Opponent

- 69 John Sciarra, @ Philadelphia, 1/11/81  
 59 Reggie Brooks, vs. Green Bay, 1/16/94  
 54 Antonio Freeman, vs. Green Bay, 1/14/96

## Longest Punt Return

- 68 Bob Hayes, vs. Cleveland, 12/24/67  
 64 Bob Hayes, vs. Cleveland, 12/24/67  
 63 Golden Richards, vs. Minnesota, 12/30/73 (TD)

## Longest Punt Return, Opponent

- 43 Reggie Brooks, vs. Green Bay, 1/16/94  
 39 Antonio Freeman, vs. Green Bay, 1/14/96  
 30 Jim Bertelsen, vs. Rams, 12/23/73

## AVERAGE YARDAGE

## Career (10 returns)

- 12.6 Bob Hayes, 1965-74 (12-151)  
 11.0 Butch Johnson, 1976-83 (19-208)  
 9.2 James Jones, 1980-82

## Game (3 returns)

- 47.0 Bob Hayes, vs. Cleveland, 12/24/67 (3-141)  
 16.2 James Jones, vs. L.A. Rams, 12/20/80 (5-81)  
 16.0 Butch Johnson, vs. L.A. Rams, 12/19/76 (4-64)

## Game, Opponents (3 returns)

- 13.5 Antonio Freeman, vs. Green Bay, 1/14/96 (4-54)  
 13.0 Jim Bertelsen, vs. L.A. Rams, 1/23/73 (4-52)  
 11.5 John Sciarra, @ Philadelphia, 1/11/81 (6-69)

## TOUCHDOWNS

## Game

- 1 Golden Richards, vs. Minnesota, 12/30/73

## Game, Opponent

None

## KICKOFF RETURNS

## RETURNS

## Career

- 23 Kevin Williams, 1993-96  
 13 James Jones, 1980-82, 1984-85  
 12 Butch Johnson, 1976-83

## Game

- 6 Kevin Williams, @ San Francisco, 1/15/95  
 5 Mel Renfro, vs. Green Bay, 1/1/67  
 5 Tyrone Hughes, vs. Arizona, 1/2/99  
 4 6 times, last by Kevin Williams, vs. Green Bay, 1/14/96

## Game, Opponent

- 7 Del Rodgers, vs. Green Bay, 1/16/83  
 7 Antonio Freeman, vs. Green Bay, 1/14/96

## YARDS

## Career

- 505 Kevin Williams, 1993-96  
 267 James Jones, 1980-82, 1984-85  
 243 Cliff Harris, 1970-79

## Game

- 130 Kevin Williams, @ San Francisco, 1/15/95  
 124 Mel Renfro, vs. Green Bay, 1/1/67  
 118 Rod Hill, vs. Green Bay, 1/9/63

## Game, Opponent

- 155 Michael Bates, @ Carolina, 1/5/97  
 148 Del Rodgers, vs. Green Bay, 1/16/83  
 148 Antonio Freeman, vs. Green Bay, 1/14/96

## Longest Kickoff Return

- 89 Rod Hill, vs. Green Bay, 1/9/63  
 50 Kevin Williams, vs. Buffalo, 1/30/94  
 48 Thomas Henderson, vs. Pittsburgh, 1/18/76

## Longest Kickoff Return, Opponent

- 97 Vic Washington, vs. San Francisco, 12/23/72 (TD)  
 67 Rick Upchurch, vs. Denver, 1/15/78  
 61 Clinton Jones, @ Minnesota, 12/25/71

## AVERAGE YARDAGE

## Career (10 returns)

- 22.1 Cliff Harris, 1970-79 (11-243)  
 22.0 Kevin Williams, 1993-96 (23-505)  
 21.5 Kelvin Martin, 1987-92 (11-237)

## Game (3 returns)

- 39.3 Rod Hill, vs. Green Bay, 1/9/63 (3-118)  
 29.3 Kevin Williams, vs. Green Bay, 1/8/95 (3-88)  
 24.8 Mel Renfro, vs. Green Bay, 1/1/67 (5-118)

## Game, Opponent (3 returns)

- 45.3 Vic Washington, vs. San Francisco, 12/23/72 (3-136)  
 31.3 Rick Upchurch, vs. Denver, 1/15/78 (3-94)  
 31.0 Michael Bates, @ Carolina, 1/5/97 (5-155)

## TOUCHDOWNS

## Game

None

## Game, Opponent

- 1 Vic Washington, vs. San Francisco, 12/23/72

## INTERCEPTIONS BY

## Career

- 9 Charlie Waters, 1970-76, 80-81  
 7 Dennis Thurman, 1978-85  
 6 Cliff Harris, 1970-79

## Game

- 3 Charlie Waters, vs. Chicago, 12/26/77  
 3 Dennis Thurman, vs. Green Bay, 1/16/83  
 2 7 times, last by Larry Brown, vs. Pittsburgh, 1/28/96

## Game, Opponent

- 2 Skip Vanderhundert, @ San Francisco, 12/23/72  
 2 Bobby Bryant, vs. Minnesota, 12/30/73  
 2 Eric Davis, @ San Francisco, 1/15/95  
 2 Aeneas Williams, vs. Arizona, 1/2/99

## Most Consecutive Games Intercept Pass

- 3 Mel Renfro, 1970  
 3 Randy Hughes, 1977-78

## YARDS GAINED

## Career

- 126 Dennis Thurman, 1978-85  
 124 Charlie Waters, 1970-76, 80-81  
 105 Larry Brown, 1991-95

## Game

- 77 Larry Brown, vs. Pittsburgh, 1/28/96  
 68 Thomas Henderson, @ L.A. Rams, 1/7/79  
 60 Cornell Green, vs. Cleveland, 1/24/67

## Game, Opponent

- 94 LeRoy Irvin, vs. L.A. Rams, 12/26/83  
 88 Walt Sumner, vs. Cleveland, 12/28/69  
 63 Bobby Bryant, vs. Minnesota, 12/30/73

## Longest Return (all TDs except as noted)

- 68 Thomas Henderson, @ L.A. Rams, 1/7/79  
 60 Cornell Green, vs. Cleveland, 1/24/67  
 44 Larry Brown, vs. Pittsburgh, 1/28/96 (no TD)





**Longest Return, Opponents (all TDs except as noted)**

- 94 LeRoy Irvin, vs. L.A. Rams, 12/26/83 (no TD)
- 88 Walt Sumner, vs. Cleveland, 12/28/64
- 63 Bobby Bryant, vs. Minnesota, 12/30/73

**FUMBLES**

**OPPONENTS' FUMBLES RECOVERED**

**Career**

- 4 Cliff Harris, 1970-79
- 3 Charlie Waters, 1970-78, 1980-81

**Game**

- 2 Charlie Waters, vs. Detroit, 12/26/70
- 2 Harvey Martin, vs. Minnesota, 1/1/78
- 2 Randy Hughes, vs. Denver, 1/15/78
- 2 Jimmie Jones, vs. Buffalo, 1/31/93

**Longest Fumble Returns (All TDs except as noted)**

- 64 Leon Lett, vs. Buffalo, 1/31/93 (no TD)
- 46 James Washington, vs. Buffalo, 1/30/94
- 44 Chuck Howley, @ Cleveland, 12/21/68

**Longest Fumble Returns, Opponent (All TDs)**

- 60 Hugh Green, vs. Tampa Bay, 1/9/83
- 18 Jim Grabowski, vs. Green Bay, 1/1/67

**OPPONENTS' FUMBLE RETURNED FOR TOUCHDOWNS**

**Career**

- 1 George Andrie, 1962-72
- 1 Chuck Howley, 1961-73
- 1 Mike Hegman, 1976-88
- 1 Ken Norton, 1989-93
- 1 Jimmie Jones, 1990-93
- 1 James Washington, 1990-93

**SACKS**

**TOTAL SACKS**

**Game**

- 3 Tony Casillas, @ San Francisco, 1/17/93

**Game, Opponent**

- 3 Gary Jeter, @ L.A. Rams, 1/4/86

**BLOCKED KICKS**

**BLOCKED PUNTS**

**Game**

- 1 Darrick Brownlow, vs. Chicago, 12/29/91

**Game, Opponent**

- 1 Steve Tasker, vs. Buffalo, 1/31/93
- 1 Bernardo Harris, vs. Green Bay, 1/14/96

**Cowboys Team Playoff Records**

**SINGLE GAME**

**SCORING**

**Most Points**

- 52 vs. Cleveland, 12/24/67 (Dallas 52, Cleveland 14)
- 52 vs. Buffalo, 1/31/93 (Dallas 52, Buff. 17)
- 40 vs. Minnesota, 12/28/96 (Dallas 40, Minn. 15)

**Most Points, Opponent**

- 38 vs. Cleveland, 12/28/69 (Cleveland 38, Dallas 14)
- 38 @ Detroit, 1/5/92 (Detroit 38, Dallas 6)
- 38 @ San Francisco, 1/15/95 (S.F. 38, Dallas 28)

**Fewest Points**

- 0 @ L.A. Rams, 1/4/86 (L.A. Rams 20, Dallas 0)
- 3 @ Washington, 12/31/72 (Wash. 26, Dallas 3)
- 6 @ Detroit, 1/5/92 (Detroit 38, Dallas 6)

**Fewest Points, Opponent**

- 0 vs. Detroit, 12/26/70 (Dallas 5, Detroit 0)
- 0 @ L.A. Rams, 1/7/79 (Dallas 28, L.A. Rams 0)
- 0 vs. Tampa Bay, 1/2/82 (Dallas 38, Tampa Bay 0)

**Most Decisive Win**

- 38 vs. Tampa Bay, 1/2/82 (Dallas 38, Tampa Bay 0)
- 38 vs. Cleveland, 12/24/67 (Dallas 52, Cleveland 14)
- 35 vs. Buffalo, 1/31/93 (Dallas 52, Buff. 17)

**Most Decisive Loss**

- 32 @ Detroit, 1/5/92 (Detroit 38, Dallas 6)
- 24 vs. Cleveland, 12/28/69 (Cleveland 38, Dallas 14)
- 23 @ Washington, 12/31/72 (Washington 26, Dallas 3)

**Most Points, Both Teams**

- 69 vs. Buffalo, 1/31/93 (Dallas 52, Buff. 17)
- 66 vs. Cleveland, 12/24/67 (Dallas 52, Cleveland 14)
- 66 vs. Pittsburgh, 1/21/79 (Pittsburgh 35, Dallas 31)
- 66 @ San Francisco, 1/15/95 (S.F. 38, Dallas 28)

**FIRST DOWNS**

**Most First Downs**

- 29 vs. L.A. Rams, 12/28/80
- 29 vs. Tampa Bay, 1/9/83
- 29 @ San Francisco, 1/15/95

**Most First Downs, Opponent**

- 26 @ San Francisco, 1/10/82
- 26 @ Chicago, 12/29/91
- 25 vs. Pittsburgh, 1/28/96

**Most First Downs, Both Teams**

- 48 @ San Francisco, 1/17/93
- 48 @ San Francisco, 1/15/95
- 47 vs. San Francisco, 1/23/94

**Fewest First Downs**

- 8 @ Washington, 12/31/72
- 9 vs. Minnesota, 12/30/73
- 9 vs. Baltimore, 1/17/71

**Fewest First Downs, Opponent**

- 7 vs. Detroit, 12/26/70
- 8 vs. Tampa Bay, 1/9/83
- 9 vs. San Francisco, 1/2/72
- 9 @ L.A. Rams, 1/4/76

**Fewest First Downs, Both Teams**

- 21 vs. Detroit, 12/26/70
- 23 vs. Baltimore, 1/17/71
- 24 @ Washington, 12/31/72

**Most First Downs, Rushing**

- 19 vs. L.A. Rams, 12/28/80
- 16 @ San Francisco, 1/3/71
- 16 vs. Minnesota, 12/28/96

**Most First Downs, Rushing, Opponent**

- 14 vs. Minnesota, 12/30/73
- 13 @ Philadelphia, 1/11/81
- 12 @ Chicago, 12/29/91

**Fewest First Downs, Rushing**

- 2 @ Washington, 1/22/83
- 3 3 times, last vs. Minnesota, 12/30/73

**Fewest First Downs, Rushing, Opponent**

- 1 @ L.A. Rams, 1/4/76
- 2 6 times, last vs. Arizona, 1/2/99

**Most First Downs, Passing**

- 20 vs. L.A. Rams, 12/26/83
- 19 vs. Tampa Bay, 1/2/82
- 19 @ Washington, 1/22/83

**Most First Downs, Passing, Opponent**

- 19 @ Detroit, 1/5/92
- 17 @ San Francisco, 1/10/82
- 16 3 times, last vs. Green Bay, 1/16/94

**Fewest First Downs, Passing**

- 3 vs. Detroit, 12/26/70
- 3 @ Washington, 12/31/72
- 4 vs. L.A. Rams, 12/23/73

**Fewest First Downs, Passing, Opponent**

- 1 vs. Denver, 1/15/78
- 3 vs. L.A. Rams, 1/4/86
- 4 vs. Atlanta, 12/30/78
- 4 vs. Tampa Bay, 1/9/83

**Most First Downs, Penalty**

- 4 @ Carolina, 1/5/97
- 3 vs. Green Bay, 1/8/95
- 3 @ San Francisco, 1/15/95
- 3 vs. Arizona, 1/2/99

**Most First Downs, Penalty, Opponent**

- 4 vs. Baltimore, 1/17/71
- 4 vs. Buffalo, 1/31/93
- 3 7 times, last @ Carolina, 1/5/97

**NET YARDS GAINED RUSHING AND PASSING****Most Yards Gained**

- 528 vs. L.A. Rams, 12/28/80
- 456 vs. Tampa Bay, 1/9/83
- 451 @ San Francisco, 1/15/95

**Most Yards Gained, Opponent**

- 466 vs. Green Bay, 1/6/83
- 421 @ Detroit, 1/5/92
- 415 @ San Francisco, 1/17/93

**Most Yards Gained, Both Teams**

- 841 vs. Green Bay, 1/6/83
- 831 @ San Francisco, 1/17/93
- 788 vs. L.A. Rams, 12/28/80

**Fewest Yards Gained**

- 153 vs. Minnesota, 12/30/73
- 169 @ Washington, 12/31/72
- 183 vs. Minnesota, 12/25/71

**Fewest Yards Gained, Opponent**

- 118 @ L.A. Rams, 1/4/76
- 156 vs. Detroit, 12/26/70
- 156 vs. Denver, 1/15/78

**Fewest Yards Gained, Both Teams**

- 387 @ Green Bay, 12/31/67
- 387 vs. Detroit, 12/26/70
- 459 vs. Minnesota, 12/30/73

**RUSHING****ATTEMPTS****Most Rushing Attempts**

- 51 @ San Francisco, 1/3/71
- 50 vs. Detroit, 12/26/70
- 50 @ L.A. Rams, 1/4/76

**Most Rushing Attempts, Opponent**

- 49 vs. L.A. Rams, 12/19/76
- 47 vs. Minnesota, 12/30/73
- 46 vs. Pittsburgh, 1/18/76

**Fewest Rushing Attempts**

- 18 @ L.A. Rams, 1/4/86
- 20 vs. L.A. Rams, 12/26/83
- 20 vs. Arizona, 1/2/99
- 21 @ Washington, 1/22/83

**Fewest Rushing Attempts, Opponent**

- 12 vs. Green Bay, 1/14/96
- 13 vs. Green Bay, 1/16/94
- 15 vs. Minnesota, 12/28/96

**YARDS****Most Yards Gained Rushing**

- 338 vs. L.A. Rams, 12/28/80
- 255 vs. Minnesota, 12/28/96
- 252 vs. Miami, 1/16/72

**Most Yards Gained Rushing, Opponent**

- 269 @ L.A. Rams, 1/4/86
- 263 @ Philadelphia, 1/11/81
- 203 vs. Minnesota, 12/30/73

**Most Yards Gained Rushing, Both Teams**

- 430 vs. L.A. Rams, 12/28/80
- 349 @ Philadelphia, 1/11/81
- 337 vs. Cleveland, 12/24/67

**Fewest Yards Gained Rushing**

- 56 vs. Pittsburgh, 1/28/96
- 61 @ L.A. Rams, 1/4/86
- 63 vs. L.A. Rams, 12/26/83

**Fewest Yards Gained Rushing, Opponent**

- 22 vs. L.A. Rams, 12/19/76
- 31 vs. Green Bay, 1/16/94
- 48 vs. Green Bay, 1/14/96

**Fewest Yards Gained Rushing, Both Teams**

- 128 vs. Green Bay, 1/16/94
- 157 vs. L.A. Rams, 12/26/83
- 159 vs. Pittsburgh, 1/28/96

**PASSING****ATTEMPTS****Most Passes Attempted**

- 53 vs. L.A. Rams, 12/26/83
- 53 @ San Francisco, 1/15/95
- 49 vs. Arizona, 1/2/99

**Most Passes Attempted, Opponent**

- 50 vs. Buffalo, 1/30/94
- 49 vs. Pittsburgh, 1/28/96
- 46 vs. Green Bay, 1/8/95

**Most Passes Attempted, Both Teams**

- 85 vs. Arizona, 1/2/99
- 84 vs. L.A. Rams, 12/26/83
- 82 vs. Green Bay, 1/16/94
- 82 @ San Francisco, 1/15/95

**Fewest Passes Attempted**

- 14 @ Minnesota, 12/25/71
- 14 vs. Chicago, 12/24/77
- 15 vs. Cleveland, 12/24/67

**Fewest Passes Attempted, Opponent**

- 18 @ Washington, 12/31/72
- 19 vs. Pittsburgh, 1/18/76
- 20 vs. Detroit, 12/26/70

**Fewest Passes Attempted, Both Teams**

- 38 vs. Detroit, 12/26/70
- 39 @ Washington, 12/31/72
- 39 vs. L.A. Rams, 12/23/73

**COMPLETIONS****Most Passes Completed**

- 32 vs. L.A. Rams, 12/26/83
- 30 @ San Francisco, 1/15/95
- 28 vs. Green Bay, 1/16/94

**Most Passes Completed, Opponent**

- 31 vs. Buffalo, 1/30/94
- 29 @ Detroit, 1/5/92
- 28 vs. Green Bay, 1/16/94
- 28 vs. Pittsburgh, 1/28/96

**Most Passes Completed, Both Teams**

- 56 vs. Green Bay, 1/16/94
- 50 vs. Buffalo, 1/30/94
- 49 @ San Francisco, 1/17/93

**Fewest Passes Completed**

- 4 vs. Detroit, 12/26/70
- 7 @ San Francisco, 1/3/71
- 8 vs. L.A. Rams, 12/23/73
- 8 vs. Chicago, 12/26/77

**Fewest Passes Completed, Opponent**

- 6 @ L.A. Rams, 1/4/86
- 7 Detroit, 12/26/70
- 7 vs. L.A. Rams, 12/23/73

**Fewest Passes Completed, Both Teams**

- 11 vs. Detroit, 12/26/70
- 15 vs. L.A. Rams, 12/23/73
- 21 vs. L.A. Rams, 12/30/79
- 21 @ Philadelphia, 1/11/81

**YARDS****Most Yards Gained Passing**

- 352 @ San Francisco, 1/15/95
- 330 vs. Green Bay, 1/8/95
- 310 @ Atlanta, 1/4/81

**Most Yards Gained Passing, Opponent**

- 337 @ Detroit, 1/5/92
- 327 vs. Green Bay, 1/16/94
- 308 vs. Green Bay, 1/16/83

**Most Yards Gained Passing, Both Teams**

- 611 vs. Green Bay, 1/16/94
- 596 @ San Francisco, 1/17/93
- 595 @ Atlanta, 1/4/81





**Fewest Yards Gained, Passing**

- 22 vs. Detroit, 12/26/70
- 63 vs. Minnesota, 12/30/73
- 72 vs. San Francisco, 1/2/72

**Fewest Yards Gained, Passing, Opponent**

- 35 vs. Denver, 1/15/78
- 47 @ L.A. Rams, 1/4/86
- 52 vs. Atlanta, 12/30/78

**Fewest Yards Gained, Passing, Both Teams, Game**

- 102 vs. Detroit, 12/26/70
- 166 vs. Minnesota, 12/30/73
- 193 @ Philadelphia, 1/11/81

**SACKS**

**TOTAL SACKS**

**Most Sacks**

- 8 @ Green Bay, 12/31/67
- 5 8 times, last vs. Philadelphia, 1/7/96

**Most Sacks, Opponent**

- 7 vs. L.A. Rams, 12/23/73
- 7 vs. Pittsburgh, 1/18/76
- 6 vs. San Francisco, 1/2/72

**SACK YARDAGE**

**Most Sack Yardage**

- 76 @ Green Bay, 12/31/67
- 51 @ L.A. Rams, 1/4/76
- 45 vs. Philadelphia, 1/10/93

**Most Sack Yardage, Opponent**

- 52 vs. Pittsburgh, 1/21/79
- 44 vs. L.A. Rams, 12/23/73
- 42 vs. Pittsburgh, 1/18/76

**INTERCEPTIONS**

**TOTAL INTERCEPTIONS**

**Most Interceptions**

- 5 @ L.A. Rams, 1/7/79
- 4 5 times, last vs. Buffalo, 1/31/93

**Most Interceptions, Opponent**

- 4 @ Cleveland, 12/21/68
- 4 vs. Minnesota, 12/30/73
- 3 9 times, last vs. Arizona, 1/2/99

**YARDS**

**Most Yards**

- 123 @ L.A. Rams, 1/7/79
- 77 vs. Pittsburgh, 1/28/96
- 76 vs. Chicago, 12/26/77

**Most Yards, Opponent**

- 123 vs. Cleveland, 12/28/69
- 122 @ Carolina, 1/5/97
- 111 vs. L.A. Rams, 12/26/83

**PUNTING**

**TOTAL PUNTS**

**Most Punts**

- 9 vs. Baltimore, 1/17/71
- 8 5 times, last vs. L.A. Rams, 12/30/79

**Most Punts, Opponent**

- 8 @ Green Bay, 12/31/67
- 8 vs. Detroit, 12/26/70
- 8 vs. Minnesota, 1/1/78
- 8 vs. Philadelphia, 1/7/96
- 8 vs. Arizona, 1/2/99

**Fewest Punts**

- 1 @ San Francisco, 1/15/95
- 1 vs. Minnesota, 12/28/96
- 2 vs. Cleveland, 12/24/67
- 2 vs. L.A. Rams, 12/28/80

**Fewest Punts, Opponent**

- 1 vs. Cleveland, 12/28/69
- 1 @ Chicago, 12/29/91
- 1 @ San Francisco, 1/17/93
- 1 @ Carolina, 1/5/97

**AVERAGE YARDAGE**

**Highest Average Distance, Punting (4 punts)**

- 46.9 @ L.A. Rams, 1/4/86
- 46.7 vs. L.A. Rams, 12/23/73
- 45.8 vs. Green Bay, 1/8/95

**Highest Average Distance, Punting, Opponent (4 punts)**

- 48.8 vs. Detroit, 12/26/70
- 46.2 @ Detroit, 1/5/92
- 45.5 vs. San Francisco, 1/23/94

**PUNT RETURNS**

**TOTAL RETURNS**

**Most Punt Returns**

- 5 vs. Minnesota, 1/1/78
- 5 vs. L.A. Rams, 12/28/80
- 5 vs. Tampa Bay, 1/9/83

**Most Punt Returns, Opponent**

- 6 vs. Detroit, 12/26/70
- 6 @ Philadelphia, 1/11/81
- 5 4 times, last vs. Pittsburgh, 1/18/76

**YARDS GAINED**

**Most Yards, Punt Returns**

- 155 vs. Cleveland, 12/24/67
- 81 vs. L.A. Rams, 12/28/80
- 64 vs. L.A. Rams, 12/19/76

**Most Yards, Punt Returns, Opponent**

- 69 @ Philadelphia, 1/11/81
- 59 vs. Green Bay, 1/16/94
- 54 vs. Green Bay, 1/14/96

**KICKOFF RETURNS**

**TOTAL RETURNS**

**Most Kickoff Returns**

- 7 @ San Francisco, 1/15/95
- 6 6 times, last @ Carolina, 1/5/97

**Most Kickoff Returns, Opponent**

- 8 @ L.A. Rams, 1/4/76
- 8 vs. Chicago, 12/26/77
- 8 vs. Minnesota, 12/28/96

**YARDS GAINED**

**Most Yards, Kickoff Returns**

- 173 vs. Green Bay, 1/16/83
- 153 vs. Green Bay, 1/1/76
- 144 @ San Francisco, 1/15/95

**Most Yards, Kickoff Returns, Opponent**

- 188 @ Minnesota, 12/25/71
- 173 vs. Denver, 1/15/78
- 167 @ L.A. Rams, 1/4/76

**FUMBLES**

**TOTAL FUMBLES**

**Most Fumbles**

- 6 vs. Denver, 1/15/78
- 6 vs. Atlanta, 12/30/78
- 5 @ Philadelphia, 1/11/81

**Most Fumbles, Opponent**

- 8 vs. Buffalo, 1/31/93
- 5 @ San Francisco, 12/23/72
- 5 vs. Minnesota, 1/1/78
- 5 vs. Baltimore, 1/17/71

**FUMBLES LOST**

**Most Fumbles Lost**

- 3 @ San Francisco, 12/23/72
- 3 vs. Atlanta, 12/30/78
- 3 @ Philadelphia, 1/11/81
- 3 @ L.A. Rams, 1/4/86

**Most Fumbles Lost, Opponent**

- 5 vs. Buffalo, 1/31/93
- 4 vs. Baltimore, 1/17/71
- 4 vs. Denver, 1/15/78
- 4 vs. Minnesota, 12/28/96

**PENALTIES****TOTAL PENALTIES****Most Penalties**

- 12 vs. Denver, 1/15/78
- 11 vs. L.A. Rams, 12/28/80
- 10 @ L.A. Rams, 1/7/79

**Most Penalties, Opponent**

- 11 vs. Green Bay, 1/14/96
- 10 vs. Tampa Bay, 1/2/82
- 8 3 times, last vs. Green Bay, 1/8/95

**Fewest Penalties**

- 2 6 times, last @ Chicago, 12/29/91

**Fewest Penalties, Opponent**

- 0 vs. Detroit, 12/26/70
- 0 vs. Miami, 1/16/72
- 0 vs. Pittsburgh, 1/18/76

**YARDS PENALIZED****Most Yards Penalized**

- 120 vs. Baltimore, 1/17/71
- 98 @ San Francisco, 1/15/95
- 94 vs. Denver, 1/15/78

**Most Yards Penalized, Opponent**

- 106 @ San Francisco, 1/10/82
- 105 vs. Tampa Bay, 1/2/82
- 94 vs. L.A. Rams, 1/19/76

**Fewest Yards Penalized**

- 10 vs. Cleveland, 12/24/67
- 10 @ Minnesota, 12/25/71
- 15 @ Washington, 1/22/83

**Fewest Yards Penalized, Opponent**

- 0 vs. Detroit, 12/26/70
- 0 vs. Miami, 1/16/72
- 0 vs. Pittsburgh, 1/18/76

## Cowboys Big Days/Playoffs

**100 YARD RUSHING GAMES**

160 yards — Tony Dorsett vs. L.A. Rams.....	December 28, 1980
150 yards — Emmitt Smith vs. Green Bay.....	January 14, 1996
143 yards — Duane Thomas @ San Francisco.....	January 3, 1971
135 yards — Duane Thomas vs. Detroit.....	December 26, 1970
132 yards — Emmitt Smith vs. Buffalo.....	January 30, 1994
125 yards — Calvin Hill @ San Francisco.....	December 23, 1972
116 yards — Emmitt Smith vs. Minnesota.....	December 28, 1996
114 yards — Emmitt Smith vs. Philadelphia.....	January 10, 1993
114 yards — Emmitt Smith @ San Francisco.....	January 17, 1993
110 yards — Tony Dorsett vs. Tampa Bay.....	January 9, 1983
108 yards — Don Perkins vs. Green Bay.....	January 1, 1967
108 yards — Emmitt Smith vs. Buffalo.....	January 31, 1993
105 yards — Emmitt Smith @ Chicago.....	December 29, 1991
101 yards — Tony Dorsett @ L.A. Rams.....	January 7, 1979

**300 YARD PASSING GAMES**

380 yards — Troy Aikman @ San Francisco.....	January 15, 1995
337 yards — Troy Aikman vs. Green Bay.....	January 8, 1995
330 yards — Danny White vs. L.A. Rams.....	December 26, 1983
322 yards — Danny White @ Atlanta.....	January 4, 1981
322 yards — Troy Aikman @ San Francisco.....	January 17, 1993
312 yards — Danny White vs. Tampa Bay.....	January 9, 1983
302 yards — Troy Aikman vs. Green Bay.....	January 16, 1994

**100 YARD RECEIVING GAMES**

192 yards — Michael Irvin @ San Francisco.....	January 15, 1995
144 yards — Bob Hayes vs. Cleveland.....	December 24, 1967
142 yards — Tony Hill vs. Green Bay.....	January 16, 1983
136 yards — Billy Parks @ San Francisco.....	December 23, 1972
126 yards — Michael Irvin vs. Green Bay.....	January 16, 1994
124 yards — Kevin Williams vs. Philadelphia.....	January 7, 1996
123 yards — Preston Pearson @ L.A. Rams.....	January 4, 1976
117 yards — Alvin Harper @ San Francisco.....	January 17, 1993
115 yards — Tony Hill vs. L.A. Rams.....	December 26, 1983
114 yards — Michael Irvin vs. Buffalo.....	January 31, 1993
111 yards — Michael Irvin vs. Green Bay.....	January 8, 1995
108 yards — Alvin Harper vs. Green Bay.....	January 8, 1995
104 yards — Jay Novacek vs. Green Bay.....	January 8, 1995
103 yards — Michael Irvin vs. Minnesota.....	December 28, 1996
102 yards — Frank Clarke vs. Green Bay.....	January 1, 1967
100 yards — Michael Irvin vs. Green Bay.....	January 14, 1996





## Cowboys Longest Plays/Playoffs

### LONG RUNS FROM SCRIMMAGE

53 yards	— Tony Dorsett @ L.A. Rams.....	January 7, 1979
48 yards	— Calvin Hill @ San Francisco.....	December 23, 1972
38 yards	— Emmitt Smith vs. Buffalo.....	January 31, 1993
37 yards	— Emmitt Smith vs. Minnesota (TD).....	December 28, 1996
32 yards	— Ron Springs vs. L.A. Rams.....	December 28, 1980
29 yards	— Roger Staubach vs. Washington.....	December 31, 1972
29 yards	— Tony Dorsett vs. Pittsburgh.....	January 21, 1979

### LONG FORWARD PASS

94 yards	— Troy Aikman to Alvin Harper vs. Green Bay (TD).....	January 8, 1995
86 yards	— Don Meredith to Bob Hayes vs. Cleveland (TD).....	December 24, 1967
83 yards	— Roger Staubach to Drew Pearson vs. L.A. Rams (TD).....	December 23, 1973
70 yards	— Troy Aikman to Alvin Harper @ San Francisco.....	January 17, 1993
68 yards	— Don Meredith to Frank Clarke vs. Green Bay (TD).....	January 1, 1967

### LONG PUNT RETURNS

68 yards	— Bob Hayes vs. Cleveland.....	December 24, 1967
63 yards	— Golden Richards vs. Minnesota (TD).....	December 30, 1973
44 yards	— Butch Johnson vs. L.A. Rams.....	December 19, 1976
43 yards	— James Jones vs. L.A. Rams.....	December 28, 1980
41 yards	— Deion Sanders vs. Arizona.....	January 2, 1999

### LONG KICKOFF RETURNS

89 yards	— Rod Hill vs. Green Bay.....	January 16, 1983
50 yards	— Kevin Williams vs. Buffalo.....	January 30, 1994
48 yards	— Thomas Henderson vs. Pittsburgh.....	January 18, 1976
39 yards	— Kelvin Martin vs. Philadelphia.....	January 10, 1993
39 yards	— Kevin Williams vs. Green Bay.....	January 8, 1995

### LONG INTERCEPTION RETURNS

68 yards	— Thomas Henderson @ L.A. Rams (TD).....	January 7, 1979
60 yards	— Cornell Green vs. Cleveland (TD).....	December 24, 1967
44 yards	— Larry Brown vs. Pittsburgh.....	January 28, 1996
39 yards	— Dennis Thurman vs. Green Bay (TD).....	January 16, 1983


### LONG FUMBLE RETURNS

64 yards	— Leon Lett vs. Buffalo.....	January 31, 1993
46 yards	— James Washington vs. Buffalo (TD).....	January 30, 1994
44 yards	— Chuck Howley @ Cleveland (TD).....	December 21, 1968
37 yards	— Mike Hegman vs. Pittsburgh (TD).....	January 21, 1979



Running back Emmitt Smith

# The History







# Cowboys All-Time Results

All-Time Regular Season Record: 344-228-6

Playoff Record: 32-20

## 1960 (0-11-1)

### Tom Landry, Head Coach Seventh place, Western Conference

9/24	L	28	Pittsburgh (30,000)	35
9/30	L	25	Philadelphia (18,500)	27
10/9	L	14	@ Washington (21,142)	26
10/16	L	7	Cleveland (28,500)	48
10/23	L	10	@ St. Louis (23,128)	12
10/30	L	7	Baltimore (25,500)	45
11/6	L	13	Los Angeles (16,000)	38
11/13	L	7	@ Green Bay (32,294)	41
11/20	L	14	San Francisco (10,000)	26
11/27	L	7	@ Chicago (39,951)	17
12/4	T	31	@ New York (55,033)	31
12/11	L	14	@ Detroit (43,272)	23
		177		369

## 1961 (4-9-1)

### Tom Landry, Head Coach Sixth place, Eastern Conference

9/17	W	27	Pittsburgh (23,500)	24
9/24	W	21	Minnesota (20,500)	7
10/1	L	7	@ Cleveland (43,638)	25
10/8	W	28	@ Minnesota (33,070)	0
10/15	L	10	New York (41,500)	31
10/22	L	7	Philadelphia (25,000)	43
10/29	W	17	@ New York (60,254)	16
11/5	L	17	St. Louis (20,500)	31
11/12	L	7	@ Pittsburgh (17,519)	37
11/19	T	28	Washington (17,500)	28
11/26	L	13	@ Philadelphia (60,127)	35
12/3	L	17	Cleveland (23,500)	38
12/10	L	13	@ St. Louis (15,384)	31
12/17	L	24	@ Washington (21,451)	34
		236		380

## 1962 (5-8-1)

### Tom Landry, Head Coach Fifth place, Eastern Conference

9/16	T	35	Washington (15,730)	35
9/23	L	28	Pittsburgh (19,478)	30
9/30	W	27	@ Los Angeles (26,907)	17
10/7	L	10	@ Cleveland (44,040)	19
10/14	W	41	Philadelphia (18,645)	19
10/21	W	42	@ Pittsburgh (23,106)	27
10/28	L	24	St. Louis (16,027)	28
11/4	W	38	@ Washington (49,888)	10
11/11	L	10	New York (45,668)	41
11/18	L	33	Chicago (12,692)	34
11/25	L	14	@ Philadelphia (58,070)	28
12/2	W	45	Cleveland (24,226)	52
12/9	L	20	@ St. Louis (14,102)	21
12/16	L	31	@ New York (62,694)	41
		393		402

## 1963 (4-10)

### Tom Landry, Head Coach Fifth place, Eastern Conference

9/14	L	7	St. Louis (36,432)	34
9/22	L	24	Cleveland (28,710)	41
9/29	L	17	@ Washington (40,101)	21
10/6	L	21	@ Philadelphia (60,671)	24
10/13	W	17	Detroit (27,264)	14
10/20	L	21	@ New York (62,889)	37
10/27	L	21	@ Pittsburgh (19,047)	27
11/3	W	35	Washington (18,838)	20
11/10	L	24	@ San Francisco (29,563)	31
11/17	W	27	Philadelphia (23,694)	20
11/24	L	17	@ Cleveland (55,096)	27
12/1	L	27	New York (29,653)	34
12/8	L	19	Pittsburgh (24,136)	24
12/15	W	28	@ St. Louis (12,695)	24
		305		378

## 1964 (5-8-1)

### Tom Landry, Head Coach Fifth place, Eastern Conference

9/12	L	6	St. Louis (36,605)	16
9/20	W	24	Washington (25,158)	18
9/27	L	17	@ Pittsburgh (35,594)	23
10/4	L	6	@ Cleveland (72,062)	27
10/11	T	13	New York (33,324)	13
10/18	L	16	Cleveland (37,456)	20
10/25	W	31	@ St. Louis (28,253)	13
11/1	W	24	@ Chicago (47,527)	10
11/8	W	31	@ New York (63,031)	21
11/15	L	14	Philadelphia (55,972)	17
11/22	L	16	@ Washington (49,219)	28
11/29	L	21	Green Bay (44,975)	45
12/6	L	14	@ Philadelphia (60,671)	24
12/13	W	17	Pittsburgh (35,271)	14
		250		289

## 1965 (7-7)

### Tom Landry, Head Coach Second place, Eastern Conference

9/19	W	31	New York (59,366)	2
9/26	W	27	Washington (61,577)	7
10/4	L	13	@ St. Louis (32,034)	20
10/10	L	24	Philadelphia (56,249)	35
10/17	L	17	@ Cleveland (80,451)	23
10/24	L	3	@ Green Bay (48,311)	13
10/31	L	13	@ Pittsburgh (37,804)	22
11/7	W	39	San Francisco (39,677)	31
11/14	W	24	Pittsburgh (57,233)	17
11/21	L	17	Cleveland (76,251)	24
11/28	L	31	@ Washington (50,205)	34
12/5	W	27	@ Philadelphia (54,714)	19
12/11	W	31	St. Louis (38,499)	13
12/19	W	38	@ New York (62,871)	20
		325		280

### PLAYOFF BOWL GAME (Miami)

1/9/66	L	3	Baltimore (65,569)	35
--------	---	---	--------------------	----

## 1966 (10-3-1)

### Tom Landry, Head Coach First place, Eastern Conference

9/18	W	52	New York (60,010)	7
9/25	W	28	Minnesota (64,116)	17
10/2	W	47	@ Atlanta (56,990)	14
10/9	W	56	Philadelphia (69,372)	7
10/16	T	10	@ St. Louis (50,673)	10
10/23	L	21	@ Cleveland (84,721)	30
10/30	W	52	Pittsburgh (58,453)	21
11/6	L	23	@ Philadelphia (60,658)	24
11/13	W	31	@ Washington (50,927)	30
11/20	W	20	@ Pittsburgh (42,185)	7
11/24	W	26	Cleveland (80,259)	14
12/4	W	31	St. Louis (76,965)	17
12/11	L	31	Washington (64,198)	34
12/18	W	17	@ New York (62,735)	7
		445		239

### 1966 CHAMPIONSHIP GAME (Dallas)

1/1/67	L	27	Green Bay (75,504)	34
--------	---	----	--------------------	----

## 1967 (9-5)

### Tom Landry, Head Coach First place, Capitol Division

9/17	W	21	@ Cleveland (81,039)	14
9/24	W	38	New York (66,209)	24
10/1	L	13	Los Angeles (75,229)	35
10/8	W	17	@ Washington (50,566)	14
10/15	W	14	New Orleans (64,128)	10
10/22	W	24	@ Pittsburgh (39,641)	21
10/29	L	14	@ Philadelphia (60,740)	21
11/5	W	37	Atlanta (54,751)	7



1967 Cont.			
11/12	W	27	@ New Orleans (83,437).....10
11/19	L	20	Washington (75,538).....27
11/23	W	46	St. Louis (68,787).....21
12/3	L	17	@ Baltimore (60,238).....23
12/10	W	38	Philadelphia (55,834).....17
12/16	L	16	@ San Francisco (27,182).....24
		342	268

<b>1967 EASTERN CHAMPIONSHIP GAME</b>			
<b>(Dallas)</b>			
12/24	W	52	Cleveland (70,786).....14

<b>1967 CHAMPIONSHIP GAME</b>			
<b>(Green Bay)</b>			
12/31	L	17	Green Bay (50,861).....21

**1968 (12-2)**

<b>Tom Landry, Head Coach</b>			
<b>First place, Capitol Division</b>			
9/15	W	59	Detroit (61,382).....13
9/22	W	28	Cleveland (68,733).....7
9/29	W	45	@ Philadelphia (60,858).....13
10/6	W	27	@ St. Louis (48,296).....10
10/13	W	34	Philadelphia (72,083).....14
10/20	W	20	@ Minnesota (47,644).....7
10/28	L	17	Green Bay (74,604).....28
11/3	W	17	@ New Orleans (84,728).....3
11/10	L	21	New York (72,163).....27
11/17	W	44	@ Washington (50,816).....24
11/24	W	34	@ Chicago (46,667).....3
11/26	W	29	Washington (66,076).....7
12/8	W	28	Pittsburgh (55,069).....10
12/15	W	28	@ New York (62,617).....10
		431	186

<b>1968 EASTERN CHAMPIONSHIP GAME</b>			
<b>(Cleveland)</b>			
12/21	L	20	Cleveland (81,497).....31

<b>PLAYOFF BOWL GAME</b>			
<b>(Miami)</b>			
1/5/69	W	17	Minnesota (22,961).....13

**1969 (11-2-1)**

<b>Tom Landry, Head Coach</b>			
<b>First place, Capitol Division</b>			
9/21	W	24	St. Louis (62,134).....3
9/28	W	21	@ New Orleans (79,567).....17
10/5	W	38	@ Philadelphia (60,658).....7
10/12	W	24	@ Atlanta (54,833).....17
10/19	W	49	Philadelphia (71,509).....14
10/27	W	25	New York (58,964).....3
11/2	L	10	@ Cleveland (84,850).....42
11/9	W	33	New Orleans (68,282).....17
11/16	W	41	@ Washington (50,474).....28
11/23	L	23	@ Los Angeles (79,105).....24
11/27	T	24	San Francisco (62,348).....24
12/7	W	10	@ Pittsburgh (24,990).....7
12/13	W	27	Baltimore (63,191).....10
12/21	W	20	Washington (56,924).....10
		369	233

<b>1969 EASTERN CHAMPIONSHIP GAME</b>			
<b>(Dallas)</b>			
12/28	L	14	Cleveland (69,321).....38

<b>PLAYOFF BOWL GAME</b>			
<b>(Miami)</b>			
1/3/70	L	0	Los Angeles (31,151).....31

**1970 (10-4)**

<b>Tom Landry, Head Coach</b>			
<b>First place, NFC East</b>			
9/20	W	17	@ Philadelphia (59,728).....7
9/27	W	28	N.Y. Giants (57,239).....10
10/4	L	7	@ St. Louis (50,780).....20
10/11	W	13	Atlanta (53,611).....0
10/18	L	13	@ Minnesota (47,900).....54
10/25	W	27	@ Kansas City (51,158).....16
11/1	W	21	Philadelphia (55,736).....17
11/8	L	20	@ N.Y. Giants (62,928).....23
11/16	L	0	St. Louis (69,323).....38
11/22	W	45	@ Washington (50,415).....21
11/26	W	16	Green Bay (67,182).....3
12/6	W	34	Washington (57,936).....0
12/12	W	6	@ Cleveland (75,458).....2
12/20	W	52	Houston (50,504).....10
		299	221

<b>1970 DIVISIONAL PLAYOFF</b>			
<b>(Dallas)</b>			
12/26	W	5	Detroit (73,167).....0

<b>1970 NFC CHAMPIONSHIP GAME</b>			
<b>(San Francisco)</b>			
1/3/71	W	17	San Francisco (59,625).....10

<b>SUPER BOWL V</b>			
<b>(Miami)</b>			
1/17/71	L	13	Baltimore (80,055).....16

**1971 (11-3)**

<b>Tom Landry, Head Coach</b>			
<b>First place, NFC East</b>			
9/19	W	49	@ Buffalo (46,206).....37
9/26	W	42	@ Philadelphia (65,358).....7
10/3	L	16	Washington (72,000).....20
10/11	W	20	N.Y. Giants (68,378).....13
10/17	L	14	@ New Orleans (83,088).....24
10/24	W	44	New England (65,708).....21
10/31	L	19	@ Chicago (55,049).....23
11/7	W	16	@ St. Louis (50,486).....13
11/14	W	20	Philadelphia (60,178).....7
11/21	W	13	@ Washington (53,041).....0
11/25	W	28	Los Angeles (66,595).....21
12/4	W	52	N.Y. Jets (66,689).....10
12/12	W	42	@ N.Y. Giants (62,815).....14
12/18	W	31	St. Louis (66,672).....12
		406	222

<b>1971 DIVISIONAL PLAYOFF</b>			
<b>(Minnesota)</b>			
12/25	W	20	Minnesota (49,100).....12

<b>1971 NFC CHAMPIONSHIP GAME</b>			
<b>(Dallas)</b>			
1/2/72	W	14	San Francisco (66,311).....3

<b>SUPER BOWL VI</b>			
<b>(New Orleans)</b>			
1/16/72	W	24	Miami (81,035).....3

**1972 (10-4)**

<b>Tom Landry, Head Coach</b>			
<b>Second place, NFC East</b>			
9/17	W	28	Philadelphia (55,850).....6
9/24	W	23	@ N.Y. Giants (62,725).....14
10/1	L	13	@ Green Bay (47,103).....16
10/8	W	17	Pittsburgh (65,682).....13
10/15	W	21	@ Baltimore (58,992).....0
10/22	L	20	@ Washington (53,039).....24
10/30	W	28	Detroit (65,378).....24
11/5	W	34	@ San Diego (54,476).....28
11/12	W	33	St. Louis (65,218).....24
11/19	W	28	@ Philadelphia (65,720).....7
11/23	L	10	San Francisco (65,124).....31
12/3	W	27	@ St. Louis (49,797).....6
12/9	W	34	Washington (65,136).....24
12/17	L	3	N.Y. Giants (64,602).....23
		319	240

<b>1972 DIVISIONAL PLAYOFF</b>			
<b>(San Francisco)</b>			
12/23	W	30	San Francisco (61,214).....28

<b>1972 NFC CHAMPIONSHIP GAME</b>			
<b>(Washington)</b>			
12/31	L	3	Washington (53,129).....26

**1973 (10-4)**

<b>Tom Landry, Head Coach</b>			
<b>First place, NFC East</b>			
9/16	W	20	@ Chicago (55,701).....17
9/24	W	40	New Orleans (53,972).....3
9/30	W	45	St. Louis (64,815).....10
10/8	L	7	@ Washington (54,314).....14
10/14	L	31	@ Los Angeles (81,428).....37
10/21	W	45	N.Y. Giants (64,898).....28
10/28	L	16	@ Philadelphia (65,954).....30
11/4	W	38	Cincinnati (58,802).....10
11/11	W	23	@ N.Y. Giants (70,128).....10
11/18	W	31	Philadelphia (61,985).....10
11/22	L	7	Miami (64,100).....14
12/2	W	22	@ Denver (51,706).....10
12/9	W	27	Washington (64,458).....7
12/16	W	30	@ St. Louis (43,946).....3
		382	203



**THE HISTORY**



**1973 DIVISIONAL PLAYOFF**

(Dallas)  
 12/23 W 27 Los Angeles (64,291).....16

**1973 NFC CHAMPIONSHIP GAME**

(Dallas)  
 12/30 L 10 Minnesota (64,524).....27

**1974 (8-6)**

**Tom Landry, Head Coach  
Third place, NFC East**

9/15 W 24 @ Atlanta (52,322).....0  
 9/23 L 10 @ Philadelphia (64,088).....13  
 9/29 L 6 N.Y. Giants (45,841).....14  
 10/6 L 21 Minnesota (57,847).....23  
 10/13 L 28 @ St. Louis (49,885).....31  
 10/20 W 31 Philadelphia (43,586).....24  
 10/27 W 21 @ N.Y. Giants (61,918).....7  
 11/3 W 17 St. Louis (64,146).....14  
 11/10 W 20 San Francisco (50,018).....14  
 11/17 L 21 @ Washington (54,395).....28  
 11/24 W 10 @ Houston (49,775).....0  
 11/28 W 24 Washington (63,243).....23  
 12/7 W 41 Cleveland (48,754).....17  
 12/14 L 23 @ Oakland (45,850).....27  
 297 235

**1975 (10-4)**

**Tom Landry, Head Coach  
Second place, NFC East**

9/21 W 18 Los Angeles (49,091).....7  
 9/28 W 37 St. Louis (52,417)(OT).....31  
 10/6 W 36 @ Detroit (79,784).....10  
 10/12 W 13 @ N.Y. Giants (56,511).....7  
 10/19 L 17 Green Bay (64,934).....19  
 10/26 W 20 @ Philadelphia (64,889).....19  
 11/2 L 24 @ Washington (55,004)(OT).....30  
 11/10 L 31 Kansas City (63,539).....34  
 11/16 W 34 @ New England (60,905).....31  
 11/23 W 27 Philadelphia (57,893).....17  
 11/30 W 14 N.Y. Giants (53,329).....3  
 12/7 L 17 @ St. Louis (49,701).....31  
 12/13 W 31 Washington (61,091).....10  
 12/21 W 31 @ N.Y. Jets (37,279).....21  
 350 268

**1975 DIVISIONAL PLAYOFF**

(Minnesota)  
 12/28 W 17 Minnesota (48,341).....14

**1975 NFC CHAMPIONSHIP GAME**

(Los Angeles)  
 1/4/76 W 37 Los Angeles (84,483).....7

**SUPER BOWL X  
(Miami)**

1/18/76 L 17 Pittsburgh (80,187).....21

**1976 (11-3)**

**Tom Landry, Head Coach  
First place, NFC East**

9/12 W 27 Philadelphia (54,052).....7  
 9/19 W 24 @ New Orleans (61,413).....6  
 9/26 W 30 Baltimore (64,237).....27  
 10/3 W 28 @ Seattle (62,027).....13  
 10/10 W 24 @ N.Y. Giants (76,042).....14  
 10/17 L 17 @ St. Louis (50,317).....21  
 10/24 W 31 Chicago (61,346).....21  
 10/31 W 20 @ Washington (55,004).....7  
 11/7 W 9 N.Y. Giants (58,870).....3  
 11/15 W 17 Buffalo (51,779).....17  
 11/21 L 19 @ Atlanta (54,992).....17  
 11/25 W 10 St. Louis (62,498).....14  
 12/5 W 26 @ Philadelphia (55,072).....7  
 12/12 L 14 Washington (59,916).....27  
 296 194

**1976 DIVISIONAL PLAYOFF**

(Dallas)  
 12/19 L 12 Los Angeles (62,436).....14

**1977 (12-2)**

**Tom Landry, Head Coach  
First place, NFC East**

9/18 W 16 @ Minnesota (47,678)(OT).....10  
 9/25 W 41 N.Y. Giants (64,215).....21  
 10/2 W 23 Tampa Bay (55,316).....7  
 10/9 W 30 @ St. Louis (50,129).....24

10/16 W 34 Washington (62,115).....16  
 10/23 W 16 @ Philadelphia (65,507).....10  
 10/30 W 37 Detroit (63,160).....0  
 11/6 W 24 @ N.Y. Giants (74,532).....10  
 11/14 L 17 St. Louis (64,038).....24  
 11/20 L 13 @ Pittsburgh (49,761).....28  
 11/27 W 14 @ Washington (55,031).....7  
 12/4 W 24 Philadelphia (60,289).....14  
 12/12 W 42 @ San Francisco (55,848).....35  
 12/18 W 14 Denver (63,752).....6  
 345 212

**1977 DIVISIONAL PLAYOFF**

(Dallas)  
 12/26 W 37 Chicago (62,920).....7

**1977 NFC CHAMPIONSHIP GAME**

(Dallas)  
 1/1/78 W 23 Minnesota (61,968).....6

**SUPER BOWL XII**

(New Orleans)  
 1/15/78 W 27 Denver (76,400).....10

**1978 (12-4)**

**Tom Landry, Head Coach  
First place, NFC East**

9/4 W 38 Baltimore (64,224).....0  
 9/10 W 34 @ N.Y. Giants (73,265).....24  
 9/17 L 14 @ Los Angeles (65,749).....27  
 9/24 W 21 St. Louis (62,760).....12  
 10/2 L 5 @ Washington (55,031).....9  
 10/8 W 24 N.Y. Giants (63,420).....3  
 10/15 W 24 @ St. Louis (48,991)(OT).....21  
 10/22 W 14 Philadelphia (60,525).....7  
 10/26 L 10 Minnesota (61,848).....21  
 11/5 L 16 @ Miami (69,414).....23  
 11/12 W 42 @ Green Bay (55,256).....14  
 11/19 W 27 New Orleans (57,920).....7  
 11/23 W 37 Washington (64,905).....10  
 12/3 W 17 New England (63,263).....7  
 12/10 W 31 @ Philadelphia (64,667).....13  
 12/17 W 30 @ N.Y. Jets (52,532).....7  
 384 208

**1978 DIVISIONAL PLAYOFF**

(Dallas)  
 12/30 W 27 Atlanta (60,338).....20

**1978 NFC CHAMPIONSHIP GAME**

(Los Angeles)  
 1/7/79 W 28 Los Angeles (67,470).....0

**SUPER BOWL XIII**

(Miami)  
 1/21/79 L 31 Pittsburgh (78,656).....35

**1979 (11-5)**

**Tom Landry, Head Coach  
First place, NFC East**

9/2 W 22 @ St. Louis (50,855).....21  
 9/9 W 21 @ San Francisco (56,728).....13  
 9/16 W 24 Chicago (64,056).....20  
 9/24 L 7 @ Cleveland (80,123).....26  
 10/3 W 38 Cincinnati (63,179).....13  
 10/7 W 36 @ Minnesota (47,572).....20  
 10/14 W 30 Los Angeles (64,462).....6  
 10/21 W 22 St. Louis (64,300).....13  
 10/28 L 3 @ Pittsburgh (50,199).....14  
 11/4 W 16 @ N.Y. Giants (76,490).....14  
 11/12 L 21 Philadelphia (62,417).....31  
 11/18 L 20 @ Washington (55,031).....34  
 11/22 L 24 Houston (63,897).....30  
 12/2 W 28 N.Y. Giants (63,787).....7  
 12/8 W 24 @ Philadelphia (71,434).....17  
 12/16 W 35 Washington (62,867).....34  
 371 313

**1979 DIVISIONAL PLAYOFF**

(Dallas)  
 12/30 L 19 Los Angeles (64,792).....21

**1980 (12-4)**

**Tom Landry, Head Coach  
Second place, NFC East**

9/8 W 17 @ Washington (55,045).....3  
 9/14 L 20 @ Denver (74,919).....41  
 9/21 W 28 Tampa Bay (62,750).....17  
 9/28 W 37 @ Green Bay (54,776).....7



1980 Cont.

10/5	W	24	N.Y. Giants (59,126)	3
10/12	W	59	San Francisco (63,399)	14
10/19	L	10	@ Philadelphia (70,696)	17
10/26	W	42	San Diego (60,639)	31
11/2	W	27	@ St. Louis (50,701)	24
11/9	L	35	@ N.Y. Giants (68,343)	38
11/16	W	31	St. Louis (52,567)	21
11/23	W	14	Washington (58,809)	10
11/27	W	51	Seattle (57,540)	7
12/7	W	19	@ Oakland (53,194)	13
12/15	L	14	@ Los Angeles (65,154)	38
12/21	W	35	Philadelphia (62,548)	27
		454		311

1980 NFC WILD CARD GAME (Dallas)

12/28	W	34	Los Angeles (64,533)	13
-------	---	----	----------------------	----

1980 DIVISIONAL PLAYOFF (Atlanta)

1/4/81	W	30	Atlanta (60,022)	27
--------	---	----	------------------	----

1980 NFC CHAMPIONSHIP GAME (Philadelphia)

1/11/81	L	7	Philadelphia (70,696)	20
---------	---	---	-----------------------	----

1981 (12-4)

Tom Landry, Head Coach First place, NFC East

9/6	W	26	@ Washington (55,045)	10
9/13	W	30	St. Louis (63,602)	17
9/21	W	35	@ New England (60,311)	21
9/27	W	18	N.Y. Giants (63,449)	10
10/4	L	17	@ St. Louis (49,777)	20
10/11	L	14	@ San Francisco (57,574)	45
10/18	W	29	Los Angeles (64,649)	17
10/25	W	28	Miami (64,221)	27
11/1	W	17	@ Philadelphia (72,111)	14
11/9	W	27	Buffalo (62,583)	14
11/15	L	24	@ Detroit (79,694)	27
11/22	W	24	Washington (64,583)	10
11/26	W	10	Chicago (63,499)	9
12/6	W	37	@ Baltimore (54,871)	13
12/13	W	21	Philadelphia (64,955)	10
12/19	L	10	@ N.Y. Giants (73,009)(OT)	13
		367		277

1981 DIVISIONAL PLAYOFF (Dallas)

1/2/82	W	38	Tampa Bay (64,848)	0
--------	---	----	--------------------	---

1981 NFC CHAMPIONSHIP GAME (San Francisco)

1/10/82	L	27	San Francisco (60,525)	28
---------	---	----	------------------------	----

1982 (6-3)

Tom Landry, Head Coach Second place, NFC

9/13	L	28	Pittsburgh (63,431)	36
9/19	W	24	@ St. Louis (50,705)	7
9/26			@ Minnesota-canceled	
10/3			N.Y. Giants-canceled	
10/10			Washington-canceled	
10/17			@ Philadelphia-canceled	
10/24			@ Cincinnati-canceled	
10/31			@ N.Y. Giants-canceled	
11/7			St. Louis-canceled	
11/14			@ San Francisco-canceled	
11/21	W	14	Tampa Bay (49,578)	9
11/25	W	31	Cleveland (46,267)	14
12/5	W	24	@ Washington (54,633)	10
12/13	W	37	@ Houston (51,808)	7
12/19	W	21	New Orleans (64,506)	7
12/26	L	20	Philadelphia (46,199)	24
1/3/83	L	27	@ Minnesota (60,007)	31
		226		145

1982 SUPER BOWL TOURNAMENT (Dallas)

1/9/83	W	30	Tampa Bay (65,042)	17
--------	---	----	--------------------	----

1982 SUPER BOWL TOURNAMENT (Dallas)

1/16/83	W	37	Green Bay (63,972)	26
---------	---	----	--------------------	----

1982 NFC CHAMPIONSHIP GAME (Washington)

1/22/83	L	17	Washington (55,045)	31
---------	---	----	---------------------	----

1983 (12-4)

Tom Landry, Head Coach Second place, NFC East

9/5	W	31	@ Washington (55,045)	30
9/11	W	34	@ St. Louis (48,532)	17
9/18	W	28	N.Y. Giants (62,347)	13
9/25	W	21	New Orleans (62,136)	20
10/2	W	37	@ Minnesota (60,774)	24
10/9	W	27	Tampa Bay (63,308)(OT)	24
10/16	W	37	Philadelphia (63,070)	7
10/23	L	38	L.A. Raiders (64,991)	40
10/30	W	38	@ N.Y. Giants (76,142)	20
11/6	W	27	@ Philadelphia (71,236)	20
11/13	L	23	@ San Diego (46,192)	24
11/20	W	41	Kansas City (64,103)	21
11/24	W	35	St. Louis (60,764)	17
12/4	W	35	@ Seattle (63,352)	10
12/11	L	10	Washington (65,074)	31
12/19	L	17	@ San Francisco (59,957)	42
		479		360

1983 NFC WILD CARD GAME (Dallas)

12/26	L	17	L.A. Rams (43,521)	24
-------	---	----	--------------------	----

1984 (9-7)

Tom Landry, Head Coach Fourth place, NFC East

9/3	W	20	@ L.A. Rams (65,403)	13
9/9	L	7	@ N.Y. Giants (75,921)	28
9/16	W	23	Philadelphia (64,521)	17
9/23	W	20	Green Bay (64,222)	6
9/30	W	23	@ Chicago (63,623)	14
10/7	L	20	St. Louis (61,438)	31
10/14	L	14	@ Washington (55,431)	34
10/21	W	30	N. Orleans (50,966)(OT)	27
10/28	W	22	Indianapolis (58,724)	3
11/4	L	7	N.Y. Giants (60,235)	19
11/11	W	24	@ St. Louis (48,721)	17
11/18	L	3	@ Buffalo (74,391)	14
11/22	W	20	New England (55,341)	17
12/2	W	26	@ Philadelphia (66,322)	10
12/9	L	28	Washington (64,286)	30
12/17	L	21	@ Miami (74,139)	28
		308		308

1985 (10-6)

Tom Landry, Head Coach First place, NFC East

9/9	W	44	Washington (62,292)	14
9/15	L	21	@ Detroit (72,985)	26
9/22	W	20	Cleveland (61,456)	7
9/29	W	17	@ Houston (49,686)	10
10/6	W	30	@ N.Y. Giants (74,961)	29
10/13	W	27	Pittsburgh (62,932)	13
10/20	L	14	@ Philadelphia (70,114)	16
10/27	W	24	Atlanta (57,941)	10
11/4	L	10	@ St. Louis (49,347)	21
11/10	W	13	@ Washington (55,750)	7
11/17	L	0	Chicago (63,855)	44
11/24	W	34	Philadelphia (54,047)	17
11/28	W	35	St. Louis (54,125)	17
12/8	L	24	@ Cincinnati (56,936)	50
12/15	W	28	N.Y. Giants (62,310)	21
12/22	L	16	@ San Francisco (60,114)	31
		357		333

1985 DIVISIONAL PLAYOFF (Los Angeles)

1/4/86	L	0	L.A. Rams (66,351)	20
--------	---	---	--------------------	----

1986 (7-9)

Tom Landry, Head Coach Third place, NFC East

9/8	W	31	N.Y. Giants (59,804)	28
9/14	W	31	@ Detroit (73,812)	7
9/21	L	35	Atlanta (62,880)	37
9/29	W	31	@ St. Louis (49,077)	7
10/5	L	14	@ Denver (76,082)	29
10/12	W	30	Washington (63,264)	6
10/19	W	17	@ Philadelphia (68,572)	14
10/26	W	37	St. Louis (60,756)	6
11/2	L	14	@ N.Y. Giants (74,871)	17
11/9	L	13	L.A. Raiders (61,706)	17
11/16	W	24	@ San Diego (55,622)	21



# THE HISTORY



<b>1986 (cont.)</b>			
11/23	L	14	@ Washington (55,642).....41
11/27	L	14	Seattle (58,023).....31
12/7	L	10	@ L.A. Rams (64,949).....29
12/14	L	21	Philadelphia (46,117).....23
12/21	L	10	Chicago (57,256).....24
		346	337

## 1987 (7-8)

<b>Tom Landry, Head Coach</b>			
<b>Second place, NFC East</b>			
9/13	L	13	@ St. Louis (47,241).....24
9/20	W	16	@ N.Y. Giants (73,426).....14
9/27			Buffalo-cancelled
10/4	W	38	@ N.Y. Jets (12,370).....24
10/11	W	41	Philadelphia (40,622).....22
10/19	L	7	Washington (60,415).....17
10/25	L	20	@ Philadelphia (61,630).....37
11/2	W	33	N.Y. Giants (55,730).....24
11/8	L	17	@ Detroit (45,325).....27
11/15	W	23	@ N. England (60,567)(OT).....17
11/22	L	14	Miami (56,519).....20
11/26	L	38	Minnesota (54,229)(OT).....44
12/6	L	10	Atlanta (40,103).....21
12/13	L	20	@ Washington (54,882).....24
12/21	W	29	@ L.A. Rams (60,700).....21
12/27	W	21	St. Louis (36,788).....16
		340	348

## 1988 (3-13)

<b>Tom Landry, Head Coach</b>			
<b>Fifth place, NFC East</b>			
9/4	L	21	@ Pittsburgh (56,813).....24
9/12	W	17	@ Phoenix (67,139).....14
9/18	L	10	N.Y. Giants (55,325).....12
9/25	W	26	Atlanta (39,702).....20
10/3	L	17	@ New Orleans (68,474).....20
10/9	L	17	Washington (63,235).....35
10/16	L	7	@ Chicago (64,759).....17
10/23	L	23	@ Philadelphia (66,309).....24
10/30	L	10	Phoenix (42,196).....16
11/6	L	21	@ N.Y. Giants (75,826).....29
11/13	L	3	Minnesota (57,830).....43
11/20	L	24	Cincinnati (37,865).....38
11/24	L	17	Houston (50,845).....25
12/4	L	21	@ Cleveland (77,683).....24
12/11	W	24	@ Washington (51,526).....17
12/18	L	7	Philadelphia (46,131).....23
		265	381

## 1989 (1-15)

<b>Jimmy Johnson, Head Coach</b>			
<b>Fifth place, NFC East</b>			
9/10	L	0	@ New Orleans (66,977).....28
9/17	L	21	@ Atlanta (55,285).....27
9/24	L	7	Washington (63,200).....30
10/1	L	13	N.Y. Giants (51,785).....30
10/8	L	13	@ Green Bay (56,656).....31
10/15	L	14	San Francisco (61,077).....31
10/22	L	28	@ Kansas City (76,841).....36
10/29	L	10	Phoenix (44,431).....19
11/5	W	13	@ Washington (53,187).....3
11/12	L	20	@ Phoenix (49,657).....24
11/19	L	14	Miami (56,044).....17
11/23	L	0	Philadelphia (54,444).....27
12/3	L	31	L.A. Rams (46,100).....35
12/10	L	10	@ Philadelphia (59,842).....20
12/16	L	0	@ N.Y. Giants (72,141).....15
12/24	L	0	Green Bay (41,265).....20
		204	393

## 1990 (7-9)

<b>Jimmy Johnson, Head Coach</b>			
<b>Fourth place, NFC East</b>			
9/9	W	17	San Diego (48,063).....14
9/16	L	7	N.Y. Giants (61,090).....28
9/23	L	15	@ Washington (53,804).....19
9/30	L	17	@ N.Y. Giants (75,923).....31
10/7	W	14	Tampa Bay (60,076).....10
10/14	L	3	@ Phoenix (45,235).....20
10/21	W	17	@ Tampa Bay (68,315).....13
10/28	L	20	Philadelphia (62,605).....21
11/4	L	9	@ N.Y. Jets (68,086).....24
11/11	L	6	San Francisco (62,966).....24

11/18	W	24	@ L.A. Rams (58,589).....21
11/22	W	27	Washington (60,355).....17
12/2	W	17	New Orleans (60,087).....13
			— Bye —
12/16	W	41	Phoenix (60,190).....10
12/23	L	3	@ Philadelphia (63,895).....17
12/30	L	7	@ Atlanta (50,097).....26
		244	308

## 1991 (11-5)

<b>Jimmy Johnson, Head Coach</b>			
<b>Second place, NFC East</b>			
9/1	W	26	@ Cleveland (78,860).....14
9/9	L	31	Washington (63,025).....33
9/15	L	0	Philadelphia (62,656).....24
9/22	W	17	@ Phoenix (68,814).....9
9/29	W	21	N.Y. Giants (64,010).....16
10/6	W	20	@ Green Bay (53,695).....17
10/13	W	35	Cincinnati (63,275).....23
			— Bye —
10/27	L	10	@ Detroit (74,906).....34
11/3	W	27	Phoenix (61,190).....7
11/10	L	23	@ Houston (63,001)(OT).....26
11/17	L	9	@ N.Y. Giants (76,410).....22
11/24	W	24	@ Washington (55,561).....21
11/28	W	20	Pittsburgh (62,253).....10
12/8	W	23	New Orleans (64,530).....14
12/15	W	25	@ Philadelphia (65,854).....13
12/22	W	31	Atlanta (60,962).....27
		342	310

## 1991 FIRST ROUND PLAYOFFS

<b>(Chicago)</b>			
12/29	W	17	Chicago (62,594).....13

## 1991 DIVISIONAL PLAYOFFS

<b>(Detroit)</b>			
1/5/92	L	6	Detroit (78,290).....38

## 1992 (13-3)

<b>Jimmy Johnson, Head Coach</b>			
<b>First place, NFC East</b>			
9/7	W	23	Washington (63,538).....10
9/13	W	34	@ N.Y. Giants (76,430).....28
9/20	W	31	Phoenix (62,575).....20
			— Bye —
10/5	L	7	@ Philadelphia (66,572).....31
10/11	W	27	Seattle (62,311).....0
10/18	W	17	Kansas City (64,115).....10
10/25	W	28	@ L.A. Raiders (91,505).....13
11/1	W	20	Philadelphia (65,012).....10
11/8	W	37	@ Detroit (74,816).....3
11/15	L	23	L.A. Rams (63,690).....27
11/22	W	16	@ Phoenix (72,439).....10
11/26	W	30	N.Y. Giants (62,416).....3
12/6	W	31	@ Denver (74,946).....27
12/13	L	17	@ Washington (56,437).....20
12/21	W	41	@ Atlanta (67,036).....17
12/27	W	27	Chicago (63,101).....14
		409	243

## 1992 DIVISIONAL PLAYOFFS

<b>(Dallas)</b>			
1/10/93	W	34	Philadelphia (63,721).....10

## 1992 NFC CHAMPIONSHIP GAME

<b>(San Francisco)</b>			
1/17/93	W	30	San Francisco (64,920).....20

## SUPER BOWL XXVII

<b>(Pasadena)</b>			
1/31/93	W	52	Buffalo (98,374).....17

## 1993 (12-4)

<b>Jimmy Johnson, Head Coach</b>			
<b>First place, NFC East</b>			
9/6	L	16	@ Washington (56,345).....35
9/12	L	10	Buffalo (63,226).....13
9/19	W	17	@ Phoenix (73,025).....10
9/26			— Bye —
10/3	W	36	Green Bay (63,568).....14
10/10	W	27	@ Indianapolis (60,453).....3
10/17	W	26	San Francisco (65,099).....17
10/24			— Bye —
10/31	W	23	@ Philadelphia (61,912).....10
11/7	W	31	N.Y. Giants (64,735).....9



11/14	W	20	Phoenix (64,224)	15
11/21	L	14	@ Atlanta (67,337)	27
11/25	L	14	Miami (60,198)	16
12/6	W	23	Philadelphia (64,521)	17
12/12	W	37	@ Minnesota (63,321)	20
12/18	W	28	@ N.Y. Jets (73,233)	7
12/26	W	38	Washington (64,497)	3
1/2/94	W	16	@ N.Y. Giants (77,356)(OT)	13
		376		229

**1993 DIVISIONAL PLAYOFFS  
(Dallas)**

1/16/94	W	27	Green Bay (64,790)	17
---------	---	----	--------------------	----

**1993 NFC CHAMPIONSHIP GAME  
(Dallas)**

1/23/94	W	38	San Francisco (64,902)	21
---------	---	----	------------------------	----

**SUPER BOWL XXVIII  
(Atlanta)**

1/30/94	W	30	Buffalo (72,817)	13
---------	---	----	------------------	----

**1994 (12-4)**

**Barry Switzer, Head Coach  
First Place, NFC East**

9/4	W	26	@ Pittsburgh (60,156)	9
9/11	W	20	Houston (64,402)	17
9/19	L	17	Detroit (64,102)(OT)	20
9/25			— Bye —	
10/2	W	34	@ Washington (55,394)	7
10/9	W	38	Arizona (64,518)	3
10/16	W	24	Philadelphia (64,703)	13
10/23	W	28	@ Arizona (71,023)	21
10/30	W	23	@ Cincinnati (57,036)	20
11/7	W	38	N.Y. Giants (64,836)	10
11/13	L	14	@ San Francisco (69,014)	21
11/20	W	31	Washington (64,644)	7
11/24	W	42	Green Bay (64,597)	31
12/4	W	31	@ Philadelphia (65,947)	19
12/10	L	14	Cleveland (64,826)	19
12/19	W	24	@ New Orleans (67,323)	16
12/24	L	10	@ N.Y. Giants (66,943)	15
		414		248

**1994 DIVISIONAL PLAYOFFS  
(Dallas)**

1/8/95	W	35	Green Bay (64,745)	9
--------	---	----	--------------------	---

**1994 NFC CHAMPIONSHIP GAME  
(San Francisco)**

1/15/95	L	28	San Francisco (69,125)	38
---------	---	----	------------------------	----

**1995 (12-4)**

**Barry Switzer, Head Coach  
First Place, NFC East**

9/4	W	35	@ N.Y. Giants (77,454)	0
9/10	W	31	Denver (64,578)	21
9/17	W	23	@ Minnesota (60,088) (OT)	17
9/24	W	34	Arizona (64,560)	20
10/1	L	23	@ Washington (55,489)	27
10/8	W	34	Green Bay (64,806)	24
10/15	W	23	@ San Diego (62,664)	9
10/22			— Bye —	
10/29	W	28	@ Atlanta (70,089)	13
11/6	W	34	Philadelphia (64,876)	12
11/12	L	20	San Francisco (65,180)	38
11/19	W	34	@ Oakland (54,092)	21
11/23	W	24	Kansas City (64,901)	12
12/3	L	17	Washington (64,866)	24
12/10	L	17	@ Philadelphia (66,198)	20
12/17	W	21	N.Y. Giants (64,400)	20
12/25	W	37	@ Arizona (72,394)	13
		435		291

**1995 DIVISIONAL PLAYOFFS  
(Dallas)**

1/7/96	W	30	Philadelphia (64,371)	11
--------	---	----	-----------------------	----

**1995 NFC CHAMPIONSHIP GAME  
(Dallas)**

1/14/96	W	38	Green Bay (65,135)	27
---------	---	----	--------------------	----

**SUPER BOWL XXX  
(Phoenix)**

1/28/96	W	27	Pittsburgh (76,347)	17
---------	---	----	---------------------	----

**1996 (10-6)**

**Barry Switzer, Head Coach  
First Place, NFC East**

9/2	L	6	@ Chicago (63,076)	22
9/8	W	27	N.Y. Giants (63,069)	0
9/15	L	24	Indianapolis (63,021)	25
9/22	L	7	@ Buffalo (78,098)	10
9/30	W	23	@ Philadelphia (67,201)	19
10/6			— Bye —	
10/13	W	17	Arizona (64,096)	3
10/20	W	32	Atlanta (64,091)	28
10/27	W	29	@ Miami (75,283)	10
11/3	L	21	Philadelphia (64,952)	31
11/10	W	20	@ San Fran. (68,919) (OT)	17
11/18	W	21	Green Bay (65,032)	6
11/24	L	6	@ N.Y. Giants (77,081)	20
11/28	W	21	Washington (64,955)	10
12/8	W	10	@ Arizona (70,763)	6
12/15	W	12	New England (64,578)	6
12/22	L	10	@ Washington (56,454)	37
		286		250

**1996 NFC WILD CARD GAME  
(Dallas)**

12/28	W	40	Minnesota (64,682)	15
-------	---	----	--------------------	----

**1996 DIVISIONAL PLAYOFFS  
(Charlotte)**

1/5/97	L	17	Carolina (72,808)	26
--------	---	----	-------------------	----

**1997 (6-10)**

**Barry Switzer, Head Coach  
Fourth Place, NFC East**

8/31	W	37	@ Pittsburgh (60,396)	7
9/7	L	22	@ Arizona (71,578)(OT)	25
9/15	W	21	Philadelphia (63,942)	20
9/21			— Bye —	
9/28	W	27	Chicago (64,082)	3
10/5	L	17	@ N.Y. Giants (77,137)	20
10/13	L	16	@ Washington (76,159)	21
10/19	W	26	Jacksonville (64,464)	22
10/26	L	12	@ Philadelphia (67,106)	13
11/2	L	10	@ San Francisco (68,657)	17
11/9	W	24	Arizona (64,302)	6
11/16	W	17	Washington (64,559)	14
11/23	L	17	@ Green Bay (60,111)	45
11/27	L	14	Tennessee (63,421)	27
12/8	L	13	Carolina (63,251)	23
12/14	L	24	@ Cincinnati (60,043)	31
12/21	L	7	N.Y. Giants (63,746)	20
		304		314

**1998 (10-6)**

**Chan Gailey, Head Coach  
First Place, NFC East**

9/6	W	38	Arizona (63,602)	10
9/13	L	23	@ Denver (75,013)	42
9/21	W	31	@ N.Y. Giants (78,039)	7
9/27	L	12	Oakland (63,544)	13
10/4	W	31	@ Washington (72,284)	10
10/11	W	27	Carolina (64,181)	20
10/18	L	12	@ Chicago (59,201)	13
10/25			— Bye —	
11/2	W	34	@ Philadelphia (67,002)	0
11/8	W	16	N.Y. Giants (64,316)	6
11/15	W	35	@ Arizona (69,923)	28
11/22	W	30	Seattle (64,142)	22
11/26	L	36	Minnesota (64,366)	46
12/6	L	3	@ New Orleans (65,065)	22
12/13	L	17	@ Kansas City (77,697)	20
12/20	W	13	Philadelphia (62,722)	9
12/27	W	23	Washington (63,565)	7
		381		275

**1998 NFC WILD CARD GAME  
(Dallas)**

1/2/99	L	7	Arizona (62,969)	20
--------	---	---	------------------	----







## Preseason Results

8/6	L	10	San Francisco @Seattle (22,000)	16
8/13	L	13	St. Louis @San Antonio (14,000)	20
8/19	L	10	Baltimore (40,000)	14
8/27	W	14	New York @Louisville (10,663)	3
9/4	L	14	Los Angeles @Pendleton (13,500)	49
9/11	L	23	Green Bay @Minneapolis (20,121)	28

### 1961 (2-3)

8/5	W	38	Minnesota @Sioux Falls (4,954)	13
8/11	L	7	Green Bay (30,000)	30
8/26	L	10	New York @Albuquerque (21,500)	28
9/1	W	35	Baltimore @Norman (19,000)	24
9/9	L	10	San Fran. @Sacramento (22,130)	24

### 1962 (0-5)

8/10	L	7	Green Bay (54,500)	31
8/18	L	24	Detroit @Cleveland (77,683)	35
8/25	L	10	Baltimore @Roanoke (14,000)	24
9/1	L	7	San Fran. @Sacramento (20,000)	26
9/8	L	26	Minnesota @Atlanta (12,500)	45

### 1963 (3-2)

8/8	W	17	@ Los Angeles (70,675)	14
8/17	L	10	Green Bay (53,121)	31
8/24	L	17	Los Angeles @Portland (29,349)	20
8/30	W	37	San Fran. @Bakersfield (9,927)	24
9/7	W	27	Detroit @New Orleans (51,218)	17

### 1964 (1-4)

8/8	L	6	@ Los Angeles (57,450)	17
8/15	W	34	San Francisco @Portland (24,679)	23
8/22	L	16	Los Angeles @Portland (30,565)	25
8/29	L	3	Green Bay (60,057)	35
9/5	L	6	Chicago @New Orleans (35,000)	21

### 1965 (2-3)

8/17	L	0	@ Los Angeles (31,579)	9
8/21	L	7	San Francisco @Portland (24,837)	27
8/28	W	21	Green Bay (67,954)	12
9/3	L	17	Minnesota @Birmingham (41,500)	57
9/11	W	34	Chicago @Tulsa (33,525)	21

### 1966 (5-0)

8/7	W	24	@ San Francisco (28,899)	13
8/13	W	20	@ Los Angeles (44,217)	10
8/20	W	21	Green Bay (75,504)	3
8/27	W	20	Detroit @Tulsa (31,250)	10
9/2	W	28	Minnesota (58,316)	24

### 1967 (2-3)

8/12	L	6	@ Los Angeles (57,595)	20
8/20	W	30	@ San Francisco (31,212)	24
8/28	L	3	Green Bay (78,087)	17
9/2	W	30	@ Houston (53,125)	20
9/9	L	7	Baltimore (58,492)	33

### 1968 (3-3)

8/3	L	24	Chicago @Canton (14,578)	30
8/11	W	16	@ San Francisco (27,530)	14
8/17	W	42	@ Los Angeles (64,978)	10
8/24	L	27	Green Bay (72,014)	31
8/31	W	33	@ Houston (52,289)	19
9/7	L	10	Baltimore (69,520)	16

### 1969 (4-2)

8/8	L	17	@ Los Angeles (87,381)	24
8/17	W	20	@ San Francisco (33,894)	17
8/23	W	31	Green Bay (73,764)	13
8/28	W	14	@ Houston (55,310)	11
9/6	W	25	N.Y. Jets (74,771)	9
9/14	L	7	Baltimore (58,975)	23

### 1970 (1-5)

8/8	W	20	@ San Diego (39,392)	10
8/15	L	10	@ Los Angeles (64,646)	17
8/22	L	34	Green Bay (72,389)	37
8/29	L	21	@ Houston (46,548)	35
9/5	L	0	Kansas City (69,055)	13
9/13	L	21	N.Y. Jets (55,297)	29

### 1971 (6-0)

8/6	W	45	@ Los Angeles (87,187)	21
8/14	W	36	New Orleans (73,560)	21
8/20	W	16	Cleveland (69,099)	15
8/26	W	28	@ Houston (49,078)	20

9/3	W	27	@ Baltimore (22,291)	14
9/11	W	24	Kansas City (74,035)	17

### 1972 (6-1)

7/28	W	20	College All-Stars @ Chi. (54,162)	7
8/5	W	26	Houston (65,405)	24
8/12	W	27	@ Los Angeles (66,051)	13
8/19	W	30	@ New Orleans (81,070)	7
8/26	W	34	N.Y. Jets (65,386)	27
9/2	L	10	@ Kansas City (79,592)	20
9/9	W	16	Oakland (62,607)	10

### 1973 (4-2)

8/3	W	24	@ Los Angeles (75,461)	7
8/11	L	26	@ Oakland (53,723)	27
8/18	W	24	New Orleans (61,022)	14
8/23	L	27	@ Houston (46,942)	27
9/1	W	24	Kansas City (57,468)	16
9/6	W	26	Miami (61,378)	23

### 1974 (3-3)

8/3	L	7	@ Oakland (41,049)	27
8/10	W	13	@ Los Angeles (46,468)	6
8/17	W	19	Houston (53,148) (OT)	13
8/24	L	7	@ New Orleans (56,563)	16
8/31	W	25	Kansas City (43,492)	16
9/5	L	15	Pittsburgh (43,900)	41

### 1975 (2-4)

8/9	L	7	@ Los Angeles (62,843)	35
8/18	L	20	@ Kansas City (35,630)	26
8/23	L	13	Minnesota (45,395)	16
8/30	W	17	@ Houston (46,951)	14
9/5	L	20	Oakland (39,562)	31
9/13	W	17	Pittsburgh (43,186)	16

### 1976 (3-3)

7/31	L	14	@ Oakland (52,391)	17
8/7	L	14	@ Los Angeles (60,158)	26
8/14	L	9	Denver (54,567)	13
8/21	W	36	Detroit @Memphis (30,340)	16
8/28	W	20	Pittsburgh (64,264)	10
9/4	W	26	Houston (58,844) (OT)	20

### 1977 (3-3)

8/6	W	34	San Diego (59,504)	14
8/13	L	17	@ Seattle (58,789) (OT)	23
8/20	L	14	Miami (56,820)	20
8/27	W	23	Baltimore (54,835)	21
9/3	L	14	@ Houston (49,777)	23
9/8	W	30	Pittsburgh (49,824)	20

### 1978 (3-1)

8/5	W	41	San Francisco (63,736)	24
8/12	W	21	@ Denver (74,619)	14
8/19	L	13	Houston (62,242)	27
8/26	W	16	Pittsburgh (59,747)	13

### 1979 (3-2)

7/28	L	13	Oakland @Canton (20,648)	20
8/4	W	7	Denver (61,192)	6
8/12	L	17	@ Seattle (59,803)	27
8/18	W	16	Houston (62,803)	13
8/25	W	16	Pittsburgh (64,543)	14

### 1980 (3-1)

8/9	W	17	Green Bay (54,876)	14
8/16	W	19	@ Los Angeles (63,283)	16
8/23	W	20	Houston (63,658)	13
8/30	L	10	Pittsburgh (62,795)	31

### 1981 (2-2)

8/8	L	17	Green Bay (55,987)	21
8/15	L	21	@ Los Angeles (61,459)	33
8/22	W	24	Pittsburgh (63,504)	14
8/29	W	28	Houston (63,799)	20

### 1982 (3-1)

8/14	L	10	Buffalo (48,612)	14
8/21	W	26	@ San Diego (49,182)	16
8/28	W	36	New England (50,113)	21
9/4	W	20	Houston (60,150)	14

### 1983 (3-1)

8/6	W	20	Miami (46,826)	17
8/15	W	30	@ L.A. Rams (54,268)	7
8/20	L	7	Pittsburgh (62,164)	24
8/27	W	34	Houston (54,363)	31

**1984 (3-1)**

8/4	W	31	Green Bay (43,871)	17
8/11	W	24	@ San Diego (50,740)	13
8/16	L	20	Pittsburgh (55,658)	20
8/25	W	31	Houston (53,877)	24

**1985 (4-0)**

8/10	W	27	Green Bay (41,847)	3
8/17	W	27	@ San Diego (48,596) (OT)	24
8/26	W	15	Chicago (49,540)	13
8/31	W	20	Houston (53,812)	10

**1986 (0-5)**

8/3	L	6	Chicago @ London (82,699)	17
8/9	L	0	@ San Diego (47,744)	20
8/16	L	19	@ L.A. Rams (52,153)	24
8/22	L	28	Pittsburgh (54,299)	41
8/30	L	14	Houston (62,239)	17

**1987 (1-3)**

8/15	L	0	@ San Diego (48,020)	29
8/22	W	13	@ San Francisco (57,598)	3
8/30	L	10	L.A. Raiders (46,666)	34
9/5	L	13	Houston (47,043)	18

**1988 (2-2)**

8/6	L	21	@ San Diego (40,110)	24
8/13	W	27	@ L.A. Raiders (40,774)	17
8/22	W	17	Chicago (47,796)	9
8/27	L	10	Houston (48,400)	54

**1989 (3-1)**

8/13	W	20	@ San Diego (45,203)	3
8/19	W	27	@ L.A. Raiders (32,358)	20
8/26	L	21	@ Denver (74,076) (OT)	24
9/2	W	30	Houston (63,582)	28

**1990 (1-3)**

8/11	L	16	@ San Diego (42,221)	28
8/18	L	14	@ L.A. Raiders (28,273)	16
8/25	W	20	Pittsburgh (47,723)	9
9/1	L	6	Houston (55,499)	27

**1991 (2-2)**

8/3	W	24	@ Kansas City (56,038)	14
8/12	L	12	L.A. Raiders (55,981)	17
8/18	L	20	@ Houston (53,314)	30
8/23	W	20	Atlanta (53,689) (OT)	17

**1992 (2-3)**

8/2	L	23	Houston @ Tokyo (51,058)	34
8/7	W	27	@ Miami (50,803)	24
8/15	L	16	Houston (61,334)	17
8/22	W	17	Denver (61,485)	3
8/28	L	13	Chicago (60,218)	20

**1993 (1-3-1)**

8/1	L	7	Minnesota (60,010)	13
8/8	T	13	Detroit @ London (43,522) (OT)	13
8/14	W	13	L.A. Raiders (60,411)	7
8/21	L	20	Houston @ San Antonio (63,285)	23
8/27	L	21	@ Chicago (56,181)	23

**1994 (2-3)**

7/31	W	17	Minnesota (59,062)	9
8/7	L	19	L.A. Raiders (61,932)	27
8/15	L	0	Houston @ Mexico City (112,376)	10
8/21	W	34	Denver (63,923)	10
8/25	L	10	@ New Orleans (57,281)	28

**1995 (2-3)**

7/29	W	21	Buffalo (62,752)	15
8/5	L	14	Oakland (62,031)	27
8/12	L	7	Buffalo @ Toronto (55,799)	9
8/21	L	17	@ Denver (72,451)	20
8/26	W	10	Houston @ San Antonio (52,512)	0

**1996 (2-3)**

7/27	W	35	Oakland (61,524)	34
8/5	L	6	Kan. City @ Monterrey (45,128)	32
8/12	L	7	New England (57,874)	31
8/17	L	3	Denver (56,115)	20
8/24	W	24	Houston @ Orlando (44,296)	19

**1997 (2-2)**

8/3	L	27	Oakland (61,026)	34
8/8	L	10	@ New England (58,440)	16
8/15	W	34	St. Louis (60,402)	31
8/22	W	34	Houston @ Tennessee (61,001)	10

**1998 (0-5)**

8/1	L	19	Seattle (59,357)	20
8/8	L	3	Oakland (61,048)	16
8/17	L	3	New England @ Mexico City (106,424)	21
8/22	L	14	@ St. Louis (56,461)	22
8/27	L	20	@ Jacksonville (71,526)	42

**All-Time Preseason Record (94-98-1)**

Arizona	0-1	Minnesota	3-4
Atlanta	1-0	New England	1-3
Baltimore	0-0	New Orleans	3-2
Buffalo	1-2	New York Giants	1-1
Carolina	0-0	New York Jets	2-1
Chicago	3-5	Oakland	5-13
Cincinnati	0-0	Philadelphia	0-0
Cleveland	1-0	Pittsburgh	7-5
Denver	4-4	St. Louis	10-12
Detroit	3-1-1	San Diego	6-4
Green Bay	6-9	San Francisco	8-4
Indianapolis	3-5	Seattle	0-3
Jacksonville	0-1	Tampa Bay	0-0
Kansas City	4-4	Tennessee	19-13
Miami	3-1	Washington	0-0





## THE OPPONENTS

**Arizona Cardinals**  
 (Dallas Leads Series 49-24-1)

Year	Site	Winner-Score	Att.
1960	St. Louis	St. Louis, 12-10	23,128
1961	Dallas	St. Louis, 31-17	20,500
1961	St. Louis	St. Louis, 31-13	15,384
1962	Dallas	St. Louis, 28-24	16,027
1962	St. Louis	St. Louis, 52-20	14,201
1963	Dallas	St. Louis, 34-7	36,432
1963	St. Louis	<b>Dallas, 28-24</b>	<b>12,695</b>
1964	Dallas	St. Louis, 16-6	36,605
1964	St. Louis	<b>Dallas, 31-13</b>	<b>28,253</b>
1965	St. Louis	St. Louis, 20-13	32,034
1965	Dallas	<b>Dallas, 27-13</b>	<b>38,499</b>
1966	St. Louis	Tie, 10-10	50,673
1966	Dallas	<b>Dallas, 31-17</b>	<b>76,965</b>
1967	Dallas	<b>Dallas, 46-21</b>	<b>68,787</b>
1968	Dallas	<b>Dallas, 27-10</b>	<b>48,296</b>
1969	Dallas	<b>Dallas, 24-3</b>	<b>62,134</b>
1970	St. Louis	St. Louis, 20-7	50,780
1970	Dallas	St. Louis, 38-0	69,323
1971	St. Louis	<b>Dallas, 16-13</b>	<b>50,486</b>
1971	Dallas	<b>Dallas, 31-12</b>	<b>66,672</b>
1972	Dallas	<b>Dallas, 33-24</b>	<b>65,218</b>
1972	St. Louis	<b>Dallas, 27-6</b>	<b>49,787</b>
1973	Dallas	<b>Dallas, 45-10</b>	<b>64,729</b>
1973	St. Louis	<b>Dallas, 30-3</b>	<b>43,946</b>
1974	St. Louis	St. Louis, 31-28	49,885
1974	Dallas	<b>Dallas, 17-14</b>	<b>64,146</b>
1975	Dallas	<b>Dallas, 37-31 (OT)</b>	<b>52,417</b>
1975	St. Louis	St. Louis, 31-17	49,701
1976	St. Louis	St. Louis, 21-17	50,317
1976	Dallas	<b>Dallas, 19-14</b>	<b>62,498</b>
1977	St. Louis	<b>Dallas, 30-24</b>	<b>50,129</b>
1977	Dallas	St. Louis, 24-17	64,038
1978	Dallas	<b>Dallas, 21-12</b>	<b>62,760</b>
1978	St. Louis	<b>Dallas, 24-21 (OT)</b>	<b>48,991</b>
1979	St. Louis	<b>Dallas, 22-21</b>	<b>50,855</b>
1979	Dallas	<b>Dallas, 22-13</b>	<b>64,300</b>
1980	St. Louis	<b>Dallas, 27-24</b>	<b>50,701</b>
1980	Dallas	<b>Dallas, 31-21</b>	<b>52,567</b>
1981	Dallas	<b>Dallas, 30-17</b>	<b>63,602</b>
1981	St. Louis	St. Louis, 20-17	49,777
1982	St. Louis	<b>Dallas, 24-7</b>	<b>50,705</b>
1983	St. Louis	<b>Dallas, 34-17</b>	<b>48,532</b>
1983	Dallas	<b>Dallas, 35-17</b>	<b>60,764</b>
1984	Dallas	St. Louis, 31-20	61,438
1984	St. Louis	<b>Dallas, 24-17</b>	<b>48,721</b>
1985	St. Louis	St. Louis, 21-10	49,347
1985	Dallas	<b>Dallas, 35-17</b>	<b>54,125</b>
1986	St. Louis	<b>Dallas, 31-7</b>	<b>49,077</b>
1986	Dallas	<b>Dallas, 37-6</b>	<b>60,756</b>
1987	St. Louis	St. Louis, 24-13	47,241
1987	Dallas	<b>Dallas, 21-16</b>	<b>36,788</b>
1988	Phoenix	<b>Dallas, 17-14</b>	<b>67,139</b>
1988	Dallas	Phoenix, 16-10	42,196
1989	Dallas	Phoenix, 19-10	44,431
1989	Phoenix	Phoenix, 24-20	49,657
1990	Phoenix	Phoenix, 20-3	45,235
1990	Dallas	<b>Dallas, 41-10</b>	<b>60,190</b>
1991	Phoenix	<b>Dallas, 17-9</b>	<b>68,814</b>
1991	Dallas	<b>Dallas, 27-7</b>	<b>61,190</b>
1992	Dallas	<b>Dallas, 31-20</b>	<b>62,575</b>
1992	Phoenix	<b>Dallas, 16-10</b>	<b>72,439</b>
1993	Phoenix	<b>Dallas, 17-10</b>	<b>73,025</b>
1993	Dallas	<b>Dallas, 20-15</b>	<b>64,224</b>
1994	Dallas	<b>Dallas, 38-3</b>	<b>64,518</b>
1994	Arizona	<b>Dallas, 28-21</b>	<b>71,023</b>
1995	Dallas	<b>Dallas, 34-20</b>	<b>64,560</b>
1995	Arizona	<b>Dallas, 37-13</b>	<b>72,394</b>
1996	Dallas	<b>Dallas, 17-3</b>	<b>64,096</b>
1996	Arizona	<b>Dallas, 10-6</b>	<b>70,763</b>
1997	Arizona	Arizona, 25-22 (OT)	71,578
1997	Dallas	<b>Dallas, 24-6</b>	<b>64,302</b>
1998	Dallas	<b>Dallas, 38-10</b>	<b>63,602</b>
1998	Arizona	<b>Dallas, 35-28</b>	<b>69,923</b>
1998*	Dallas	Arizona, 20-7	62,969

1999 Oct. 3 at Dallas

1999 Nov. 21 at Arizona

\*NFC Wild Card Game

Arizona Cardinals, Cont.

## ARIZONA CARDINALS

'98 Results (9-7)		'99 Schedule	
10	@ Dallas	38	Sept. 12 @ Philadelphia
14	@ Seattle	33	Sept. 19 @ Miami
17	Philadelphia	3	Sept. 27 San Francisco
20	@ St. Louis	17	Oct. 3 @ Dallas
20	Oakland	23	Oct. 10 N.Y. Giants
20	Chicago	7	Oct. 17 Washington
7	@ N.Y. Giants	34	Oct. 24 Bye
17	@ Detroit	15	Oct. 31 New England
29	Washington	27	Nov. 7 @ N.Y. Jets
28	Dallas	35	Nov. 14 Detroit
45	@ Washington	42	Nov. 21 Dallas
24	@ Kansas City	34	Nov. 28 @ N.Y. Giants
19	N.Y. Giants	23	Dec. 5 Philadelphia
20	@ Philadelphia (OT)	17	Dec. 12 @ Washington
19	New Orleans	17	Dec. 19 Buffalo
16	San Diego	13	Dec. 26 @ Atlanta
325		378	Jan. 2 @ Green Bay

**Atlanta Falcons**  
 (Dallas Leads Series, 13-6)

Year	Site	Winner-Score	Att.
1966	Atlanta	<b>Dallas, 47-14</b>	<b>56,990</b>
1967	Dallas	<b>Dallas, 37-7</b>	<b>54,751</b>
1969	Atlanta	<b>Dallas, 24-17</b>	<b>54,833</b>
1970	Dallas	<b>Dallas, 13-0</b>	<b>53,611</b>
1974	Atlanta	<b>Dallas, 24-0</b>	<b>52,322</b>
1976	Atlanta	Atlanta, 17-10	54,972
1978*	Dallas	<b>Dallas, 27-20</b>	<b>60,388</b>
1980*	Atlanta	<b>Dallas, 30-27</b>	<b>60,022</b>
1985	Dallas	<b>Dallas, 24-10</b>	<b>57,941</b>
1986	Dallas	Atlanta, 37-35	62,880
1987	Dallas	Atlanta, 21-10	40,103
1988	Dallas	<b>Dallas, 26-20</b>	<b>39,702</b>
1989	Atlanta	Atlanta, 27-21	55,285
1990	Atlanta	Atlanta, 26-7	50,097
1991	Dallas	<b>Dallas, 31-27</b>	<b>60,962</b>
1992	Atlanta	<b>Dallas, 41-17</b>	<b>67,036</b>
1993	Atlanta	Atlanta, 27-14	67,337
1995	Atlanta	<b>Dallas, 28-13</b>	<b>70,089</b>
1996	Dallas	<b>Dallas, 32-28</b>	<b>64,091</b>

1999 Sept. 20 at Dallas

\*NFC Divisional Playoffs

## ATLANTA FALCONS

'98 Results (14-2)		'99 Schedule	
19	@ Carolina	14	Sept. 12 Minnesota
17	Philadelphia	12	Sept. 20 @ Dallas
20	@ San Francisco	31	Sept. 26 @ St. Louis
51	Carolina	23	Oct. 3 Baltimore
34	@ N.Y. Giants	20	Oct. 10 @ N. Orleans
31	New Orleans	23	Oct. 17 St. Louis
3	@ N.Y. Jets	28	Oct. 25 @ Pittsburgh
37	St. Louis	15	Oct. 31 Carolina
41	@ New England	10	Nov. 7 Jacksonville
31	San Francisco	19	Nov. 14 Bye
20	Chicago	13	Nov. 21 @ Tampa Bay
21	@ St. Louis	10	Nov. 28 @ Carolina
28	Indianapolis	21	Dec. 5 New Orleans
27	@ New Orleans	17	Dec. 12 @ San Fran.
24	@ Detroit	17	Dec. 19 @ Tennessee
38	Miami	16	Dec. 26 Arizona
442		289	Jan. 3 San Francisco

**Baltimore Ravens**  
 (Series Tied, 0-0)


Continued

**Buffalo Bills**

(Dallas Leads Series, 5-3)

Year	Site	Winner-Score	Att.
1971	Buffalo	Dallas, 49-37	46,206
1976	Dallas	Dallas, 17-10	51,779
1981	Dallas	Dallas, 27-14	62,583
1984	Buffalo	Buffalo, 14-3	74,391
1992*	Pasadena	Dallas, 52-17	98,374
1993	Dallas	Buffalo, 13-10	63,226
1993**	Atlanta	Dallas, 30-13	72,817
1996	Buffalo	Buffalo, 10-7	78,098

\* Super Bowl XXVII, Jan. 31, 1993

\*\* Super Bowl XXVIII, Jan. 30, 1994

**Carolina Panthers**

(Carolina Leads Series 2-1)

Year	Site	Winner-Score	Att.
1996*	Carolina	Carolina, 26-17	72,808
1997	Dallas	Carolina, 23-13	63,251
1998	Dallas	Dallas, 27-20	64,181

\*NFC Divisional Playoffs

**Chicago Bears**

(Dallas Leads Series, 11-8)

Year	Site	Winner-Score	Att.
1960	Chicago	Chicago, 17-7	39,951
1962	Dallas	Chicago, 34-33	12,692
1964	Chicago	Dallas, 24-10	47,527
1968	Chicago	Dallas, 34-3	46,667
1971	Chicago	Chicago, 23-19	55,049
1973	Chicago	Dallas, 20-17	55,701
1976	Dallas	Dallas, 31-21	61,346
1977*	Dallas	Dallas, 37-7	62,920
1979	Dallas	Dallas, 24-20	64,056
1981	Dallas	Dallas, 10-9	63,499
1984	Chicago	Dallas, 23-14	63,623
1985	Dallas	Chicago, 44-0	63,855
1986	Dallas	Chicago, 24-10	57,256
1988	Chicago	Chicago, 17-7	64,759
1991**	Chicago	Dallas, 17-13	62,594
1992	Dallas	Dallas, 27-14	63,101
1996	Chicago	Chicago, 22-6	63,076
1997	Dallas	Dallas, 27-3	64,082
1998	Chicago	Chicago, 13-12	59,201

\*NFC Divisional Playoffs

\*\*NFC First-Round Playoffs

**Cincinnati Bengals**

(Dallas Leads Series, 4-3)

Year	Site	Winner-Score	Att.
1973	Dallas	Dallas, 38-10	58,802
1979	Dallas	Dallas, 38-13	63,179
1985	Cincinnati	Cincinnati, 50-24	56,936
1988	Dallas	Cincinnati, 38-24	37,865
1991	Dallas	Dallas, 35-23	63,275
1994	Cincinnati	Dallas, 23-20	57,096
1997	Cincinnati	Cincinnati, 31-24	60,043

**Cleveland Browns**

(Cleveland Leads Series, 17-10)

Year	Site	Winner-Score	Att.
1960	Dallas	Cleveland, 48-7	28,500
1961	Cleveland	Cleveland, 25-7	43,638
1961	Dallas	Cleveland, 38-17	23,500
1962	Cleveland	Cleveland, 19-10	40,040
1962	Dallas	Dallas, 45-21	24,226
1963	Dallas	Cleveland, 41-24	28,710
1963	Cleveland	Cleveland, 27-17	55,096
1964	Cleveland	Cleveland, 27-6	72,062
1964	Dallas	Cleveland, 20-16	37,456
1965	Cleveland	Cleveland, 23-17	80,451
1965	Dallas	Cleveland, 24-17	76,251
1966	Cleveland	Cleveland, 30-21	84,721
1966	Dallas	Dallas, 26-14	80,259
1967	Cleveland	Dallas, 21-14	81,039
1967*	Dallas	Dallas, 52-14	70,786

Continued

**Cleveland Browns, Cont.**

1968	Dallas	Dallas, 28-7	68,733
1968*	Cleveland	Cleveland, 31-20	81,497
1969	Cleveland	Cleveland, 42-10	84,850
1969*	Dallas	Cleveland, 38-14	69,321
1970	Cleveland	Dallas, 6-2	75,458
1974	Dallas	Dallas, 41-17	48,754
1979	Cleveland	Cleveland, 26-7	80,123
1982	Dallas	Dallas, 31-14	46,267
1985	Dallas	Dallas, 20-7	61,456
1988	Cleveland	Cleveland, 24-21	77,683
1991	Cleveland	Dallas, 26-14	78,860
1994	Dallas	Cleveland, 19-14	64,826

\*Eastern Conference Championship Game

**Denver Broncos**

(Dallas Leads Series, 5-3)

Year	Site	Winner-Score	Att.
1973	Denver	Dallas, 22-10	51,706
1977	Dallas	Carolina, 14-6	63,752
1978*	New Orleans	Dallas, 27-10	76,400
1980	Denver	Denver, 41-20	74,919
1986	Denver	Denver, 29-14	76,082
1992	Denver	Dallas, 31-27	74,946
1995	Dallas	Dallas, 31-21	64,578
1998	Denver	Denver, 42-23	75,013

\*Super Bowl XII, Jan. 15, 1978

**Detroit Lions**

(Dallas Leads Series, 8-7)

Year	Site	Winner-Score	Att.
1960	Detroit	Detroit, 23-14	43,272
1963	Dallas	Dallas, 17-14	27,262
1968	Dallas	Dallas, 59-13	61,382
1970*	Dallas	Dallas, 5-0	73,167
1972	Dallas	Dallas, 28-24	65,378
1975	Detroit	Dallas, 36-10	79,784
1977	Dallas	Dallas, 37-0	63,160
1981	Detroit	Detroit, 27-24	79,694
1985	Detroit	Detroit, 26-21	72,985
1986	Detroit	Dallas, 31-7	73,812
1987	Detroit	Detroit, 27-17	45,325
1991	Detroit	Detroit, 34-10	74,906
1991*	Detroit	Detroit, 38-6	78,290
1992	Detroit	Dallas, 37-3	74,816
1994	Dallas	Detroit, 20-17 (OT)	64,102

\*NFC Divisional Playoffs

**Green Bay Packers**

(Dallas Leads Series, 13-11)

Year	Site	Winner-Score	Att.
1960	Green Bay	Green Bay, 41-7	32,294
1964	Dallas	Green Bay, 45-21	44,975
1965	Milwaukee	Green Bay, 13-3	48,311
1966*	Dallas	Green Bay, 34-27	75,504
1967*	Green Bay	Green Bay, 21-17	50,861
1968	Dallas	Green Bay, 28-17	74,604
1970	Dallas	Dallas, 16-3	67,182
1972	Milwaukee	Green Bay, 16-14	47,103
1975	Dallas	Green Bay, 19-17	64,934
1978	Milwaukee	Dallas, 42-14	55,256
1980	Milwaukee	Dallas, 28-7	54,776
1982**	Dallas	Dallas, 37-26	63,972
1984	Dallas	Dallas, 20-6	64,222
1989	Green Bay	Green Bay, 31-13	56,656
1989	Dallas	Green Bay, 20-10	41,265
1991	Milwaukee	Dallas, 20-17	53,695
1993	Dallas	Dallas, 36-14	63,568
1993S	Dallas	Dallas, 27-17	64,790
1994	Dallas	Dallas, 42-31	64,597
1994S	Dallas	Dallas, 35-9	64,745
1995	Dallas	Dallas, 34-24	64,806
1995#	Dallas	Dallas, 38-27	65,135
1996	Dallas	Dallas, 21-6	65,032
1997	Green Bay	Green Bay, 45-17	60,111

1999 Nov. 14 at Dallas

SNFC Divisional Playoffs

#NFC Championship Game

\*NFL Championship Game

\*\* Super Bowl Tournament

Continued





*Green Bay Packers, Cont.*

GREEN BAY PACKERS			
'98 Results (11-5)		'99 Schedule	
38	Detroit	19	Sept. 12 Oakland
23	Tampa Bay	15	Sept. 19 @ Detroit
13	@ Cincinnati	6	Sept. 26 Minnesota
37	@ Carolina	30	Oct. 3 Bye
24	Minnesota	37	Oct. 10 Tampa Bay
20	@ Detroit	27	Oct. 17 @ Denver
28	Baltimore	10	Oct. 24 @ San Diego
36	San Francisco	22	Nov. 1 Seattle
20	@ Pittsburgh	27	Nov. 7 Chicago
37	@ N.Y. Giants	3	Nov. 14 @ Dallas
14	@ Minnesota	28	Nov. 21 Detroit
24	Philadelphia	16	Nov. 29 @ San Fran.
22	@ Tampa Bay	24	Dec. 5 @ Chicago
26	Chicago	20	Dec. 12 Carolina
30	Tennessee	22	Dec. 20 @ Minnesota
16	@ Chicago	13	Dec. 26 @ Tampa Bay
408		319	Jan. 2 Arizona

**Indianapolis Colts**  
(Dallas Leads Series, 7-4)

Year	Site	Winner-Score	Att.
1960	Dallas	Baltimore, 45-7	25,500
1967	Baltimore	Baltimore, 23-17	60,238
1969	Dallas	Dallas, 27-10	63,191
1970*	Miami	Baltimore, 16-13	80,055
1972	Baltimore	Dallas, 21-0	58,992
1976	Dallas	Dallas, 30-27	64,237
1978	Dallas	Dallas, 38-0	64,224
1981	Baltimore	Dallas, 37-13	54,871
1984	Dallas	Dallas, 22-3	58,724
1993	Indianapolis	Dallas, 27-3	60,453
1996	Dallas	Indianapolis, 25-24	63,021

1999 Oct. 31 at Indianapolis  
\*Super Bowl V, Jan. 17, 1971

INDIANAPOLIS COLTS			
'98 Results (3-13)		'99 Schedule	
15	Miami	24	Sept. 12 Buffalo
6	@ New England	29	Sept. 19 @ N. England
6	@ N.Y. Jets	44	Sept. 26 @ San Diego
13	New Orleans (OT)	19	Oct. 3 Bye
17	San Diego	12	Oct. 10 Miami
24	Buffalo	31	Oct. 17 @ N.Y. Jets
31	@ San Francisco	34	Oct. 24 Cincinnati
16	New England	21	Oct. 31 Dallas
14	@ Miami	27	Nov. 7 Kansas City
24	N.Y. Jets	23	Nov. 14 @ N.Y. Giants
11	@ Buffalo	34	Nov. 21 @ Philadelphia
31	@ Baltimore	38	Nov. 28 N.Y. Jets
21	@ Atlanta	28	Dec. 5 @ Miami
39	Cincinnati	26	Dec. 12 New England
23	@ Seattle	27	Dec. 19 Washington
19	Carolina	27	Dec. 26 @ Cleveland
310		444	Jan. 2 @ Buffalo

**Jacksonville Jaguars**  
(Dallas Leads Series, 1-0)

Year	Site	Winner-Score	Att.
1997	Dallas	Dallas, 26-22	64,464

**Kansas City Chiefs**  
(Dallas Leads Series, 4-3)

Year	Site	Winner-Score	Att.
1970	Kansas City	Dallas, 27-16	51,158
1975	Dallas	Kansas City, 34-31	63,539
1983	Dallas	Dallas, 41-21	64,103
1989	Kansas City	Kansas City, 36-28	76,841
1992	Dallas	Dallas, 17-10	64,115
1995	Dallas	Dallas, 24-12	64,901
1998	Kansas City	Kansas City, 20-17	77,697

**Miami Dolphins**  
(Miami Leads Series, 6-3)

Year	Site	Winner-Score	Att.
1971*	N. Orleans	Dallas, 24-3	81,035
1973	Dallas	Miami, 14-7	64,100
1978	Miami	Miami, 23-16	69,414
1981	Dallas	Dallas, 28-27	64,221
1984	Miami	Miami, 28-21	74,139
1987	Dallas	Miami, 20-14	56,519
1989	Dallas	Miami, 17-14	56,044
1993	Dallas	Miami, 16-14	60,198
1996	Miami	Dallas, 29-10	75,283

1999 Nov. 25 at Dallas  
\*Super Bowl VI, Jan. 16, 1972

MIAMI DOLPHINS			
'98 Results (10-6)		'99 Schedule	
24	@ Indianapolis	15	Sept. 13 @ Denver
13	Buffalo	7	Sept. 19 Arizona
21	Pittsburgh	0	Sept. 26 Bye
9	@ N.Y. Jets	20	Oct. 4 Buffalo
21	@ Jacksonville	28	Oct. 10 @ Indianapolis
14	St. Louis	0	Oct. 17 @ N. England
12	New England (OT)	9	Oct. 24 Philadelphia
24	@ Buffalo	30	Oct. 31 @ Oakland
27	Indianapolis	14	Nov. 7 Tennessee
13	@ Carolina	9	Nov. 14 @ Buffalo
23	@ New England	26	Nov. 21 New England
30	New Orleans	10	Nov. 25 @ Dallas
27	@ Oakland	17	Dec. 5 Indianapolis
16	N.Y. Jets	21	Dec. 12 @ N.Y. Jets
31	Denver	21	Dec. 19 San Diego
16	@ Atlanta	38	Dec. 27 N.Y. Jets
321		265	Jan. 2 @ Washington

**Minnesota Vikings**  
(Dallas Leads Series, 13-8)

Year	Site	Winner-Score	Att.
1961	Dallas	Dallas, 21-7	20,500
1961	Minnesota	Dallas, 28-0	33,070
1966	Dallas	Dallas, 28-17	64,116
1968	Dallas	Dallas, 20-7	47,644
1970	Minnesota	Minnesota, 54-13	47,900
1971*	Minnesota	Dallas, 20-12	49,100
1973**	Dallas	Minnesota, 27-10	64,524
1974	Dallas	Minnesota, 23-21	57,847
1975*	Minnesota	Dallas, 17-14	48,341
1977	Minnesota	Dallas, 16-10 (OT)	47,678
1977**	Dallas	Dallas, 23-6	61,968
1978	Dallas	Minnesota, 21-10	61,848
1979	Minnesota	Dallas, 36-20	47,572
1982	Minnesota	Minnesota, 31-27	60,007
1983	Minnesota	Dallas, 37-24	60,774
1987	Dallas	Minnesota, 44-38 (OT)	64,229
1988	Dallas	Minnesota, 43-3	57,830
1993	Minnesota	Dallas, 37-20	63,321
1995	Minnesota	Dallas, 23-17 (OT)	60,088
1996\$	Dallas	Dallas, 40-15	64,682
1998	Dallas	Minnesota, 46-36	64,366

1999 Nov. 8 at Minnesota  
\$NFC Wild Card Game  
\*NFC Divisional Playoff Game  
\*NFC Championship Game

MINNESOTA VIKINGS			
'98 Results (15-1)		'99 Schedule	
31	Tampa Bay	7	Sept. 12 @ Atlanta
38	@ St. Louis	31	Sept. 19 Oakland
29	Detroit	6	Sept. 26 @ Green Bay
31	@ Chicago	28	Oct. 3 Tampa Bay
37	@ Green Bay	24	Oct. 10 Chicago
41	Washington	7	Oct. 17 @ Detroit
34	@ Detroit	13	Oct. 24 San Francisco
24	@ Tampa Bay	27	Oct. 31 @ Denver
31	New Orleans	24	Nov. 8 Dallas
24	Cincinnati	3	Nov. 14 @ Chicago
28	Green Bay	14	Nov. 21 Bye
46	@ Dallas	36	Nov. 28 San Diego
48	Chicago	22	Dec. 6 @ Tampa Bay
38	@ Baltimore	28	Dec. 12 @ Kansas City
50	Jacksonville	10	Dec. 20 Green Bay
26	@ Tennessee	16	Dec. 26 @ N.Y. Giants
556		296	Jan. 2 Detroit

## New England Patriots

(Dallas Leads Series, 7-0)

Year	Site	Winner-Score	Att.
1971	Dallas	Dallas, 44-21	65,708
1975	N. England	Dallas, 34-31	60,905
1978	Dallas	Dallas, 17-10	63,263
1981	N. England	Dallas, 35-21	60,311
1984	Dallas	Dallas, 20-17	55,341
1987	N. England	Dallas, 23-17 (OT)	60,567
1996	Dallas	Dallas, 12-6	64,578

1999 Dec. 5 at New England

## NEW ENGLAND PATRIOTS

'98 Results (9-7)		'99 Schedule	
21	@ Denver	27	Sept. 12 @ N.Y. Jets
29	Indianapolis	6	Sept. 19 Indianapolis
27	Tennessee	16	Sept. 26 N.Y. Giants
30	@ New Orleans	27	Oct. 3 @ Cleveland
40	Kansas City	10	Oct. 10 @ Kansas City
4	N.Y. Jets	24	Oct. 17 Miami
19	@ Miami	12	Oct. 24 Denver
21	@ Indianapolis	16	Oct. 31 @ Arizona
10	Atlanta	41	Nov. 7 Bye
10	@ Buffalo	13	Nov. 15 N.Y. Jets
26	Miami	23	Nov. 21 @ Miami
25	Buffalo	21	Nov. 28 @ Buffalo
23	@ Pittsburgh	9	Dec. 5 Dallas
18	@ St. Louis	32	Dec. 12 @ Indianapolis
24	San Francisco	21	Dec. 19 @ Philadelphia
10	@ N.Y. Jets	31	Dec. 26 Buffalo
337		329	Jan. 2 Baltimore

## New Orleans Saints

(Dallas Leads Series, 14-4)

Year	Site	Winner-Score	Att.
1967	Dallas	Dallas, 14-10	52,562
1967	N. Orleans	Dallas, 27-10	83,437
1968	N. Orleans	Dallas, 17-3	84,728
1969	N. Orleans	Dallas, 21-17	79,567
1969	Dallas	Dallas, 33-17	68,282
1971	N. Orleans	N. Orleans, 24-14	83,088
1973	Dallas	Dallas, 40-3	53,972
1976	N. Orleans	Dallas, 24-6	61,413
1978	Dallas	Dallas, 27-7	57,920
1982	Dallas	Dallas, 21-7	64,506
1983	Dallas	Dallas, 21-20	62,136
1984	Dallas	Dallas, 30-27 (OT)	50,966
1988	N. Orleans	N. Orleans, 20-17	68,474
1989	N. Orleans	N. Orleans, 28-0	66,977
1990	Dallas	Dallas, 17-13	60,087
1991	Dallas	Dallas, 23-14	64,530
1994	N. Orleans	Dallas, 24-16	67,323
1998	N. Orleans	N. Orleans, 22-3	65,065

1999 Dec. 24 at New Orleans

## NEW ORLEANS SAINTS

'98 Results (6-10)		'99 Schedule	
24	@ St. Louis	17	Sept. 12 Carolina
19	Carolina	14	Sept. 19 @ San Fran.
19	@ Indianapolis (OT)	13	Sept. 26 Bye
27	New England	30	Oct. 3 @ Chicago
0	San Francisco	31	Oct. 10 Atlanta
23	@ Atlanta	31	Oct. 17 Tennessee
9	Tampa Bay	3	Oct. 24 @ N.Y. Giants
17	@ Carolina	31	Oct. 31 Cleveland
24	@ Minnesota	31	Nov. 7 Tampa Bay
24	St. Louis	3	Nov. 14 San Fran.
20	@ San Francisco	30	Nov. 21 @ Jacksonville
10	@ Miami	30	Nov. 28 @ St. Louis
22	Dallas	3	Dec. 5 @ Atlanta
17	Atlanta	27	Dec. 12 St. Louis
17	@ Arizona	19	Dec. 19 @ Baltimore
33	Buffalo	45	Dec. 24 Dallas
305		359	Jan. 2 @ Carolina

## New York Giants

(Dallas Leads Series, 46-25-2)

Year	Site	Winner-Score	Att.
1960	New York	Tie, 31-31	55,033
1961	Dallas	New York, 31-10	41,500
1961	New York	Dallas, 17-16	60,254
1962	Dallas	New York, 41-10	45,668
1962	New York	New York, 41-31	62,694
1963	New York	New York, 37-21	62,889
1963	Dallas	New York, 34-27	29,635
1964	Dallas	Tie, 13-13	33,225
1964	New York	Dallas, 31-21	63,031
1965	Dallas	Dallas, 31-2	59,366
1965	New York	Dallas, 38-20	62,871
1966	Dallas	Dallas, 52-7	60,010
1966	New York	Dallas, 17-7	62,735
1967	Dallas	Dallas, 38-24	66,209
1968	Dallas	New York, 27-21	72,163
1968	New York	Dallas, 28-10	62,617
1969	Dallas	Dallas, 25-3	56,964
1970	Dallas	Dallas, 28-10	57,236
1970	New York	New York, 23-20	62,938
1971	Dallas	Dallas, 20-13	66,378
1971	New York	Dallas, 42-14	62,815
1972	New York	Dallas, 23-14	62,725
1972	Dallas	New York, 23-3	64,602
1973	Dallas	Dallas, 45-28	64,898
1973	N. Haven	Dallas, 23-10	70,128
1974	Dallas	New York, 14-6	46,353
1974	N. Haven	Dallas, 21-7	61,191
1975	New York	Dallas, 13-7	56,511
1975	Dallas	Dallas, 14-3	53,329
1976	New York	Dallas, 24-14	76,042
1976	Dallas	Dallas, 9-3	58,870
1977	Dallas	Dallas, 41-21	64,215
1977	New York	Dallas, 24-10	74,532
1978	New York	Dallas, 34-24	73,265
1978	Dallas	Dallas, 24-3	64,869
1979	New York	Dallas, 16-14	76,490
1979	Dallas	Dallas, 28-7	63,787
1980	Dallas	Dallas, 24-3	59,126
1980	New York	New York, 38-35	68,343
1981	Dallas	Dallas, 18-10	63,499
1981	New York	N.Y., 13-10 (OT)	73,009
1983	Dallas	Dallas, 28-13	62,347
1983	New York	Dallas, 38-20	76,142
1984	New York	New York, 28-7	75,921
1984	Dallas	New York, 19-7	60,235
1985	New York	Dallas, 30-29	74,981
1985	Dallas	Dallas, 28-21	62,310
1986	Dallas	Dallas, 31-28	59,804
1986	New York	New York, 17-14	74,871
1987	New York	Dallas, 16-14	73,426
1987	Dallas	Dallas, 33-24	55,730
1988	Dallas	New York, 12-10	55,325
1988	New York	New York, 29-21	75,826
1989	Dallas	New York, 30-13	51,785
1989	New York	New York, 15-10	72,141
1990	Dallas	New York, 28-7	61,090
1990	New York	New York, 31-17	75,923
1991	Dallas	Dallas, 21-16	64,010
1991	New York	New York, 22-9	76,410
1992	New York	Dallas, 34-28	76,430
1992	Dallas	Dallas, 30-3	62,416
1993	Dallas	Dallas, 31-9	64,735
1993	New York	Dallas, 16-13 (OT)	77,356
1994	Dallas	Dallas, 38-10	64,836
1994	New York	New York, 15-10	66,943
1995	New York	Dallas, 35-0	77,454
1995	Dallas	Dallas, 21-20	64,400
1996	Dallas	Dallas, 27-0	63,069
1996	New York	New York, 20-6	77,081
1997	New York	New York, 20-17	77,137
1997	Dallas	New York, 20-7	63,746
1998	New York	Dallas, 31-7	78,039
1998	Dallas	Dallas, 16-6	64,316

1999 Oct. 18 at New York  
2000 Jan. 2 at Dallas

Continued





**New York Giants, Cont.**

NEW YORK GIANTS			
'98 Results (8-8)		'99 Schedule	
31	Washington	24	Sept. 12 @ Tampa Bay
17	@ Oakland	20	Sept. 19 Washington
7	Dallas	31	Sept. 26 @ N. England
34	@ San Diego	16	Oct. 3 Philadelphia
3	@ Tampa Bay	20	Oct. 10 @ Arizona
20	Atlanta	34	Oct. 18 Dallas
34	Arizona	7	Oct. 24 New Orleans
14	@ Washington	21	Oct. 31 @ Philadelphia
6	@ Dallas	16	Nov. 7 Bye
3	Green Bay	37	Nov. 14 Indianapolis
20	Philadelphia	0	Nov. 21 @ Washington
7	@ San Francisco	31	Nov. 28 Arizona
23	@ Arizona	19	Dec. 5 N.Y. Jets
20	Denver	16	Dec. 12 @ Buffalo
28	Kansas City	7	Dec. 19 @ St. Louis
20	@ Philadelphia	10	Dec. 26 Minnesota
287		309	Jan. 2 @ Dallas

New York Jets (Dallas Leads Series, 5-1)			
Year	Site	Winner-Score	Att.
1971	Dallas	Dallas, 52-10	66,689
1975	N.Y. Jets	Dallas, 31-21	37,279
1978	N.Y. Jets	Dallas, 30-7	52,532
1987	N.Y. Jets	Dallas, 38-24	12,370
1990	N.Y. Jets	N.Y. Jets, 24-9	68,086
1993	N.Y. Jets	Dallas, 28-7	73,233

1999 Dec. 19 at Dallas

NEW YORK JETS			
'98 Results (12-4)		'99 Schedule	
30	@ San Francisco	36	Sept. 12 New England
10	Baltimore	24	Sept. 19 @ Buffalo
44	Indianapolis	6	Sept. 26 Washington
20	Miami	9	Oct. 3 @ Denver
10	@ St. Louis	30	Oct 11 Jacksonville
24	@ New England	14	Oct. 17 Indianapolis
28	Atlanta	3	Oct. 24 @ Oakland
20	@ Kansas City	17	Oct. 31 Bye
34	Buffalo	12	Nov. 7 Arizona
23	@ Indianapolis	24	Nov. 15 @ N. England
24	@ Tennessee	3	Nov. 21 Buffalo
48	Carolina	21	Nov. 28 @ Indianapolis
32	Seattle	31	Dec. 5 @ N.Y. Giants
21	@ Miami	16	Dec. 12 Miami
17	@ Buffalo	10	Dec. 19 @ Dallas
31	New England	10	Dec. 27 @ Miami
416		266	Jan. 2 Seattle

Oakland Raiders (Oakland Leads Series, 4-3)			
Year	Site	Winner-Score	Att.
1974	Oakland	Oakland, 27-23	45,850
1980	Oakland	Oakland, 19-13	53,194
1983	Dallas	Los Angeles, 40-38	64,991
1986	Dallas	Los Angeles, 17-13	61,706
1992	Los Angeles	Dallas, 28-13	91,505
1995	Oakland	Dallas, 34-21	54,092
1998	Dallas	Oakland, 13-12	63,544

Philadelphia Eagles (Dallas Leads Series 49-30)			
Year	Site	Winner-Score	Att.
1960	Dallas	Philadelphia, 27-25	18,500
1961	Dallas	Philadelphia, 43-7	25,000
1961	Philadelphia	Philadelphia, 35-13	60,127
1962	Dallas	Dallas, 41-19	18,645
1962	Philadelphia	Philadelphia, 28-14	58,070
1963	Philadelphia	Philadelphia, 24-21	60,671
1963	Dallas	Dallas, 27-20	23,694
1964	Dallas	Philadelphia, 17-14	55,972
1964	Philadelphia	Philadelphia, 24-14	60,671

Continued

**Philadelphia Eagles, Cont.**

1965	Dallas	Philadelphia, 35-24	56,249
1965	Philadelphia	Dallas, 21-19	54,714
1966	Dallas	Dallas, 56-7	69,372
1966	Philadelphia	Philadelphia, 24-23	60,658
1967	Philadelphia	Philadelphia, 21-14	60,740
1967	Dallas	Dallas, 38-17	55,834
1968	Philadelphia	Dallas, 45-13	60,858
1968	Dallas	Dallas, 34-14	72,083
1969	Philadelphia	Dallas, 38-7	60,658
1969	Dallas	Dallas, 49-14	71,509
1970	Philadelphia	Dallas, 17-7	59,728
1970	Dallas	Dallas, 21-17	55,736
1971	Philadelphia	Dallas, 42-7	65,358
1971	Dallas	Dallas, 20-7	60,178
1972	Dallas	Dallas, 28-6	55,850
1972	Philadelphia	Dallas, 28-7	65,720
1973	Philadelphia	Philadelphia, 30-16	65,954
1973	Dallas	Dallas, 31-10	61,985
1974	Philadelphia	Philadelphia, 13-10	64,088
1974	Dallas	Dallas, 31-24	43,586
1975	Philadelphia	Dallas, 20-17	64,889
1975	Dallas	Dallas, 27-17	57,893
1976	Dallas	Dallas, 27-7	54,052
1976	Philadelphia	Dallas, 26-7	55,072
1977	Philadelphia	Dallas, 16-10	65,507
1977	Dallas	Dallas, 24-14	60,289
1978	Dallas	Dallas, 14-7	60,525
1978	Philadelphia	Dallas, 31-13	64,667
1979	Dallas	Philadelphia, 31-21	62,417
1979	Philadelphia	Dallas, 24-17	71,434
1980	Philadelphia	Philadelphia, 17-10	70,696
1980	Dallas	Dallas, 35-27	62,548
1981	Philadelphia	Philadelphia, 20-7	70,696
1981	Philadelphia	Dallas, 17-14	72,111
1981	Dallas	Dallas, 21-10	64,955
1982	Dallas	Philadelphia, 24-20	46,199
1983	Dallas	Dallas, 37-7	63,070
1983	Philadelphia	Dallas, 27-20	71,236
1984	Dallas	Dallas, 23-17	64,521
1984	Philadelphia	Dallas, 26-10	66,322
1985	Philadelphia	Philadelphia, 16-14	70,114
1985	Dallas	Dallas, 35-17	54,047
1986	Philadelphia	Dallas, 17-14	68,572
1986	Dallas	Philadelphia, 23-21	46,117
1987	Dallas	Dallas, 41-22	40,622
1987	Philadelphia	Philadelphia, 37-20	61,630
1988	Philadelphia	Philadelphia, 24-23	66,309
1988	Dallas	Philadelphia, 23-7	46,131
1989	Dallas	Philadelphia, 27-0	54,444
1989	Philadelphia	Philadelphia, 20-10	59,842
1990	Philadelphia	Philadelphia, 21-20	62,605
1990	Philadelphia	Philadelphia, 17-3	63,895
1991	Dallas	Philadelphia, 24-0	62,656
1991	Philadelphia	Dallas, 25-13	65,854
1992	Philadelphia	Philadelphia, 31-7	66,572
1992	Dallas	Dallas, 20-10	65,012
1992*	Dallas	Dallas, 34-10	63,721
1993	Philadelphia	Dallas, 23-10	61,912
1993	Dallas	Dallas, 23-17	64,521
1994	Dallas	Dallas, 24-13	64,703
1994	Philadelphia	Dallas, 31-19	65,947
1995	Dallas	Dallas, 34-12	64,876
1995	Philadelphia	Philadelphia, 20-17	66,198
1995*	Dallas	Dallas, 30-11	64,371
1996	Philadelphia	Dallas, 23-19	67,201
1996	Dallas	Philadelphia, 31-21	64,952
1997	Dallas	Dallas, 21-20	63,942
1997	Philadelphia	Philadelphia, 13-12	67,106
1998	Philadelphia	Dallas, 34-0	60,002
1998	Dallas	Dallas, 13-9	62,722

1999 Oct. 10 at Philadelphia

1999 Dec. 12 at Dallas

\*NFC Divisional Playoffs

\*\*NFC Championship Game

Continued



## Philadelphia Eagles, Cont

PHILADELPHIA EAGLES			
'88 Results (3-13)		'99 Schedule	
0	Seattle	38	Sept. 12 Arizona
12	@ Atlanta	17	Sept. 19 Tampa Bay
3	@ Arizona	17	Sept. 26 @ Buffalo
21	Kansas City	24	Oct. 3 @ N.Y. Giants
16	@ Denver	41	Oct. 10 Dallas
17	Washington	12	Oct. 17 @ Chicago
10	@ San Diego	13	Oct. 24 @ Miami
0	Dallas	34	Oct. 31 N.Y. Giants
10	Detroit	9	Nov. 7 @ Carolina
3	@ Washington	28	Nov. 14 Washington
0	@ N.Y. Giants	20	Nov. 21 Indianapolis
16	@ Green Bay	24	Nov. 28 @ Washington
17	St. Louis	14	Dec. 5 @ Arizona
17	Arizona (OT)	20	Dec. 12 @ Dallas
9	@ Dallas	13	Dec. 19 New England
10	N.Y. Giants	20	Dec. 26 Bye
161		344	Jan. 2 St. Louis

### Pittsburgh Steelers

(Dallas Leads Series, 15-13)

Year	Site	Winner-Score	Att.
1960	Dallas	Pittsburgh, 35-28	30,000
1961	Dallas	Dallas, 27-24	23,500
1961	Pittsburgh	Pittsburgh, 37-7	17,519
1962	Dallas	Pittsburgh, 30-28	19,478
1962	Pittsburgh	Dallas, 42-27	23,106
1963	Pittsburgh	Pittsburgh, 27-21	19,047
1963	Dallas	Pittsburgh, 24-19	24,136
1964	Pittsburgh	Pittsburgh, 23-17	35,594
1964	Dallas	Dallas, 17-14	35,271
1965	Pittsburgh	Pittsburgh, 22-13	37,804
1965	Dallas	Dallas, 24-17	57,293
1966	Dallas	Dallas, 52-21	58,453
1966	Pittsburgh	Dallas, 20-7	42,185
1967	Pittsburgh	Dallas, 24-21	39,641
1968	Dallas	Dallas, 28-7	55,069
1969	Pittsburgh	Dallas, 10-7	24,990
1972	Dallas	Dallas, 17-13	65,682
1975*	Miami	Pittsburgh, 21-17	80,187
1977	Pittsburgh	Pittsburgh, 28-13	49,761
1978**	Miami	Pittsburgh, 35-31	78,656
1979	Pittsburgh	Pittsburgh, 14-3	50,199
1982	Dallas	Pittsburgh, 36-28	63,431
1985	Dallas	Dallas, 27-13	62,932
1988	Pittsburgh	Pittsburgh, 24-21	56,813
1991	Dallas	Dallas, 20-10	62,253
1994	Pittsburgh	Dallas, 26-9	60,156
1995§	Arizona	Dallas, 27-17	76,347
1997	Pittsburgh	Dallas, 37-7	60,396

\*Super Bowl X, Jan. 18, 1976

\*\*Super Bowl XIII, Jan. 21, 1979

§Super Bowl XXX, Jan. 28, 1996

### St. Louis Rams

(Rams Lead Series, 13-12)

Year	Site	Winner-Score	Att.
1960	Dallas	Los Angeles, 38-13	16,000
1962	Los Angeles	Dallas, 27-17	26,907
1967	Dallas	Los Angeles, 35-13	75,229
1969	Los Angeles	Los Angeles, 24-23	79,105
1971	Dallas	Dallas, 28-21	66,595
1973	Los Angeles	Los Angeles, 37-31	81,428
1973*	Dallas	Dallas, 27-16	64,291
1975	Dallas	Dallas, 18-7	49,091
1975**	Los Angeles	Dallas, 37-7	84,483
1976*	Dallas	Los Angeles, 14-12	62,436
1978	Los Angeles	Los Angeles, 27-14	65,749
1978**	Los Angeles	Dallas, 28-0	67,470
1979	Dallas	Dallas, 30-6	64,462
1979*	Dallas	Los Angeles, 21-19	64,792
1980	Los Angeles	Los Angeles, 38-14	62,548
1980§	Dallas	Dallas, 34-13	64,533
1981	Dallas	Dallas, 29-17	64,649
1983§	Dallas	Los Angeles, 24-17	43,521
1984	Los Angeles	Dallas, 20-13	65,403
1985*	Los Angeles	Los Angeles, 20-0	66,351
1986	Los Angeles	Los Angeles, 29-10	64,949

Continued

## St. Louis Rams, Cont

1987	Los Angeles	Dallas, 29-21	60,700
1989	Dallas	Los Angeles, 35-31	46,100
1990	Los Angeles	Dallas, 24-21	58,589
1992	Dallas	Los Angeles, 27-23	63,690

§NFC Wild Card Game

\*NFC Division Playoff Game

\*\*NFC Championship Game

### San Diego Chargers

(Dallas Leads Series, 5-1)

Year	Site	Winner-Score	Att.
1972	San Diego	Dallas, 34-28	54,476
1980	Dallas	Dallas, 42-31	60,639
1983	San Diego	San Diego, 24-23	46,192
1986	San Diego	Dallas, 24-21	55,622
1990	Dallas	Dallas, 17-14	48,063
1995	San Diego	Dallas, 23-9	62,664

### San Francisco 49ers

(San Francisco Leads Series 14-12-1)

Year	Site	Winner-Score	Att.
1960	Dallas	San Fran., 26-14	10,000
1963	San Fran.	San Fran., 31-24	29,563
1965	Dallas	Dallas, 39-31	33,677
1967	San Fran.	San Fran., 24-16	27,182
1969	Dallas	Tie, 24-24	62,348
1970**	San Fran.	Dallas, 17-10	59,625
1971**	Dallas	Dallas, 14-3	66,311
1972	Dallas	San Fran., 31-10	65,124
1972*	San Fran.	Dallas, 30-28	61,214
1974	Dallas	Dallas, 20-14	50,018
1977	San Fran.	Dallas, 42-35	55,848
1979	San Fran.	Dallas, 21-13	56,728
1980	Dallas	Dallas, 59-14	63,399
1981	San Fran.	San Fran., 45-14	57,574
1981**	San Fran.	San Fran., 28-27	60,525
1983	San Fran.	San Fran., 42-17	59,957
1985	San Fran.	San Fran., 31-16	60,114
1989	Dallas	San Fran., 31-14	61,077
1990	Dallas	San Fran., 24-6	62,966
1992**	San Fran.	Dallas, 30-20	64,920
1993	Dallas	Dallas, 26-17	65,099
1993**	Dallas	Dallas, 38-21	64,902
1994	San Fran.	San Fran., 21-14	69,014
1994**	San Fran.	San Fran., 38-28	69,125
1995	Dallas	San Fran., 38-20	65,180
1996	San Fran.	Dallas, 20-17 (OT)	68,919
1997	San Fran.	San Fran., 17-10	68,657

\*NFC Divisional Playoff Game

\*\*NFC Championship Game

### Seattle Seahawks

(Dallas Leads Series, 4-1)

Year	Site	Winner-Score	Att.
1976	Seattle	Dallas, 28-13	62,027
1980	Dallas	Dallas, 51-7	57,540
1983	Seattle	Dallas, 35-10	63,352
1986	Dallas	Seattle, 31-14	58,023
1992	Dallas	Dallas, 27-0	62,311
1998	Dallas	Dallas, 30-22	64,142

### Tampa Bay Buccaneers

(Dallas Leads Series, 8-0)

Year	Site	Winner-Score	Att.
1977	Dallas	Dallas, 23-7	55,316
1980	Dallas	Dallas, 28-17	62,750
1981*	Dallas	Dallas, 38-0	64,848
1982	Dallas	Dallas, 14-9	49,578
1982**	Dallas	Dallas, 30-17	65,042
1983	Dallas	Dallas, 27-24 (OT)	63,308
1990	Dallas	Dallas, 14-10	60,076
1990	Tampa	Dallas, 17-13	68,315

\*NFC Divisional Playoff

\*\*Super Bowl Tournament





### Tennessee Titans (Dallas Leads Series, 5-4)

Year	Site	Winner-Score	Att.
1970	Dallas	Dallas, 52-10	50,504
1974	Houston	Dallas, 10-0	49,775
1979	Dallas	Houston, 30-24	63,897
1982	Houston	Dallas, 37-7	51,808
1985	Houston	Dallas, 17-10	49,686
1988	Dallas	Houston, 25-17	50,845
1991	Houston	Houston, 26-23 (OT)	63,001
1994	Dallas	Dallas, 20-17	64,402
1997	Dallas	Tennessee, 27-14	63,421

### Washington Redskins (Dallas Leads Series 43-33-2)

Year	Site	Winner-Score	Att.
1960	Washington	Washington, 26-14	21,142
1961	Dallas	Tie, 28-28	17,500
1961	Washington	Washington, 34-24	21,451
1962	Dallas	Tie, 35-35	15,730
1962	Washington	Dallas, 38-10	49,888
1963	Washington	Washington, 21-17	40,101
1963	Dallas	Dallas, 35-20	18,838
1964	Dallas	Dallas, 24-18	25,158
1964	Washington	Washington, 28-16	49,219
1965	Dallas	Dallas, 27-7	61,577
1965	Washington	Washington, 34-31	50,205
1966	Washington	Dallas, 31-30	50,927
1966	Dallas	Washington, 34-31	64,198
1967	Washington	Dallas, 17-14	50,566
1967	Dallas	Washington, 27-20	75,538
1968	Dallas	Dallas, 29-20	66,076
1968	Washington	Dallas, 44-24	50,816
1969	Washington	Dallas, 41-28	50,474
1969	Dallas	Dallas, 20-10	56,924
1970	Washington	Dallas, 45-21	50,415
1970	Dallas	Dallas, 34-0	57,936
1971	Dallas	Washington, 20-16	72,000
1971	Washington	Dallas, 13-0	53,041
1972	Washington	Washington, 24-20	53,039
1972	Dallas	Dallas, 34-24	65,136
1972*	Washington	Washington, 26-3	53,129
1973	Washington	Washington, 14-7	54,314
1973	Dallas	Dallas, 27-7	64,458
1974	Washington	Washington, 28-21	54,395
1974	Dallas	Dallas, 24-23	63,243
1975	Washington	Wash., 30-24 (OT)	55,004
1975	Dallas	Dallas, 31-10	61,091
1976	Washington	Dallas, 20-7	55,004
1976	Dallas	Washington, 27-14	59,916
1977	Dallas	Dallas, 34-16	62,115
1977	Washington	Dallas, 14-7	55,031
1978	Washington	Washington, 9-5	55,031
1978	Dallas	Dallas, 37-10	64,905
1979	Washington	Washington, 34-20	55,031
1979	Dallas	Dallas, 35-34	62,867
1980	Washington	Dallas, 17-3	55,045
1980	Dallas	Dallas, 14-10	58,809

Continued

### Washington Redskins, Cont.

1981	Washington	Dallas, 26-10	55,045
1981	Dallas	Dallas, 24-10	64,583
1982	Washington	Dallas, 24-10	54,633
1982*	Washington	Washington, 31-17	55,045
1983	Washington	Dallas, 31-30	55,045
1983	Dallas	Washington, 31-10	65,074
1984	Washington	Washington, 34-14	55,431
1984	Dallas	Washington, 30-28	64,286
1985	Dallas	Dallas, 44-14	62,292
1985	Washington	Dallas, 13-7	55,750
1986	Dallas	Dallas, 30-6	63,264
1986	Washington	Washington, 41-14	55,642
1987	Dallas	Washington, 13-7	60,415
1987	Washington	Washington, 24-20	54,882
1988	Dallas	Washington, 35-17	63,235
1988	Washington	Dallas, 24-17	51,526
1989	Dallas	Washington, 30-7	63,200
1989	Washington	Dallas, 13-3	53,187
1990	Washington	Washington, 19-15	53,804
1990	Dallas	Dallas, 27-17	60,355
1991	Dallas	Washington, 33-31	63,025
1991	Washington	Dallas, 24-21	55,561
1992	Dallas	Dallas, 23-10	63,538
1992	Washington	Washington, 20-17	56,437
1993	Washington	Washington, 35-16	53,345
1993	Dallas	Dallas, 38-3	64,497
1994	Washington	Dallas, 34-7	55,394
1994	Dallas	Dallas, 31-7	64,644
1995	Washington	Washington, 27-23	55,489
1995	Dallas	Washington, 24-17	64,866
1996	Dallas	Dallas, 21-10	64,955
1996	Washington	Washington, 37-10	56,454
1997	Washington	Washington, 16-21	76,159
1997	Dallas	Dallas, 17-14	64,559
1998	Washington	Dallas, 31-10	72,284
1998	Dallas	Dallas, 23-7	63,565

1999 Sept. 12 at Washington

1999 Oct. 24 at Dallas

\*NFC Championship Game

### WASHINGTON REDSKINS

'98 Results (6-10)		'99 Schedule	
24	@ N.Y. Giants	31	Sept. 12 Dallas
10	San Francisco	45	Sept. 19 @ N.Y. Giants
14	@ Seattle	24	Sept. 26 @ N.Y. Jets
16	Denver	38	Oct. 3 Carolina
10	Dallas	31	Oct. 10 Bye
12	@ Philadelphia	17	Oct. 17 @ Arizona
7	@ Minnesota	41	Oct. 24 @ Dallas
21	N.Y. Giants	14	Oct. 31 Chicago
27	@ Arizona	29	Nov. 7 Buffalo
28	Philadelphia	3	Nov. 14 @ Philadelphia
42	Arizona	45	Nov. 21 N.Y. Giants
29	@ Oakland	19	Nov. 28 Philadelphia
24	San Diego	20	Dec. 5 @ Detroit
28	@ Carolina	25	Dec. 12 Arizona
20	Tampa Bay	16	Dec. 19 @ Indianapolis
7	@ Dallas	23	Dec. 26 @ San Fran.
319		421	Jan. 2 Miami



Safety Omar Stoutmire (24) and linebacker Dexter Coakley (52).



## Ring of Honor

The Cowboys honor former players and coaches who made outstanding contributions to the club by inducting them into the Ring of Honor at Texas Stadium. Their names and the years of service are prominently displayed in silver on the wall above the Cowboys' bench at Texas Stadium. Members of the Cowboys' Ring of Honor:



TONY DORSETT

**TONY DORSETT**, running back, 1977-87. Tony Dorsett finished his career as the second leading rusher in NFL history and played in five NFC Championship Games, two Super Bowls and four Pro Bowls. After guiding the University of Pittsburgh to the 1976 national title and claiming the Heisman Trophy, Dorsett captured rookie of the year honors in 1977. He also holds the NFL record with a 99-yard touchdown run. Inducted into the Ring of Honor in 1994, Dorsett was also elected to the Pro Football Hall of Fame in 1994.



CHUCK HOWLEY

**CHUCK HOWLEY**, linebacker, 1961-73. When Chuck Howley retired in 1973, Tom Landry said "I don't know that I've seen anybody better at linebacker than Howley." A six-time All-Pro, Howley was the most valuable player in Super Bowl V. The Cowboys traded for Howley, who was drafted by Chicago in 1958. He was an All-America center at West Virginia. A six-time Pro Bowl selection, Howley was added to the Ring of Honor in 1977.



LEE ROY JORDAN

**LEE ROY JORDAN**, linebacker, 1963-76. The inspirational leader of the Cowboys' first championship teams was Lee Roy Jordan. The Cowboys' first-round draft choice in 1963 following an All-America career at Alabama, Jordan anchored the "Doomsday Defense" from his middle linebacker position for 14 years. He was named to the Pro Bowl five times and All-Pro twice. Jordan was inducted into the Ring of Honor in 1989.



TOM LANDRY


**TOM LANDRY**, Head Coach, 1960-88. The first head coach of the Cowboys, Tom Landry led Dallas to two Super Bowl wins and five NFC titles in his 29 years at the Cowboys helm. He compiled a career record of 270-178-6, the third most wins in NFL history, and was elected to the Pro Football Hall of Fame in 1990. Landry was inducted into the Ring of Honor in 1993.





BOB LILLY

**BOB LILLY**, defensive tackle, 1961-74. Nicknamed "Mr. Cowboy," Bob Lilly was the franchise's first draft choice in 1961, the first name in the Ring of Honor in 1975 and its first inductee into the Pro Football Hall of Fame in 1980. A seven-time All-Pro, Lilly was named to a club-record 11 Pro Bowls. He was a two-time All-SWC pick and an All-America at Texas Christian University before being drafted by Dallas.



DON MEREDITH

**DON MEREDITH**, quarterback, 1960-68. Don Meredith led the Cowboys to their first winning season and their first NFL Championship Game in 1966. Signed by Clint Murchison, Jr. before Dallas was granted its NFL franchise, "Dandy Don" played in two Pro Bowls and was named NFL Player of the Year in 1966. A two-time All-America at SMU, Don's name was added to the Cowboys' Ring of Honor in 1976.




DON PERKINS

**DON PERKINS**, running back, 1961-68. Don Perkins was the first Cowboys player to rush for more than 6,000 yards. A six-time Pro Bowl selection, Perkins finished among the top 10 NFL rushers in each of his eight seasons. He was named NFL Rookie of the Year in 1961 and All-Pro in 1962. Perkins was signed before Dallas was granted its NFL franchise. A three-time All-Skyline pick at New Mexico, he was inducted into the Ring of Honor in 1976.



MEL RENFRO

**MEL RENFRO**, defensive back, 1964-77. Mel Renfro was named to the Pro Bowl his first 10 seasons in the NFL. He is the club's all-time interceptor with 52 and kickoff returner with a 26.4-yard career average. Renfro was drafted in the second round in 1964 after a career as an All-America halfback and world class sprinter at Oregon. A five-time All-Pro, Renfro was inducted into the Ring of Honor in 1981.



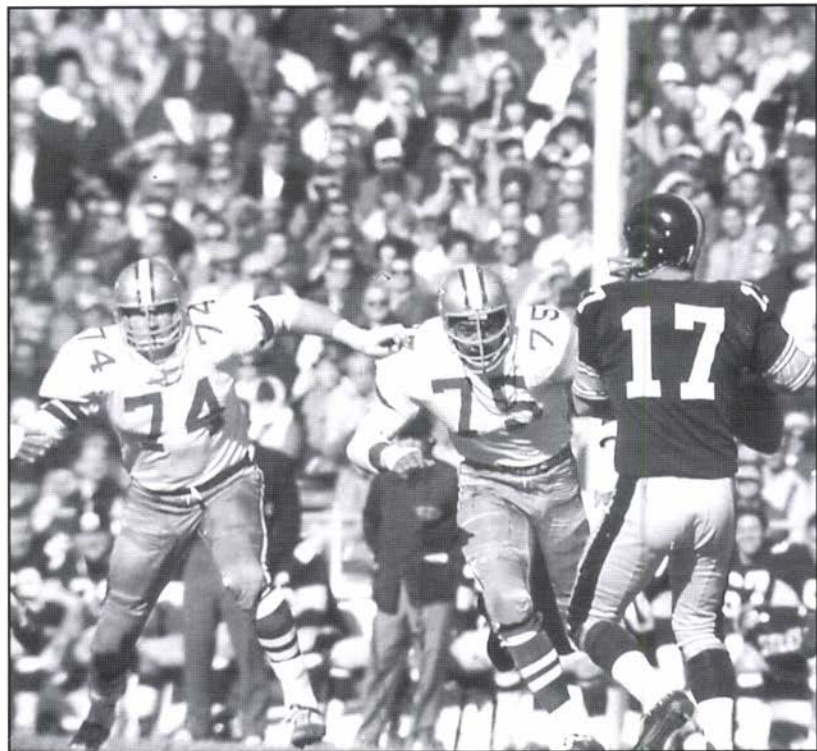
ROGER STAUBACH

**ROGER STAUBACH**, quarterback, 1969-79. Roger Staubach led the Cowboys to six NFC Championship Games, four Super Bowls and two Super Bowl titles. A great clutch performer, Staubach led Dallas to comeback victories 23 times, 14 in the last two minutes or overtime. A five-time Pro Bowler, he was drafted by Dallas in 1964 after winning the Heisman Trophy and Maxwell Award at the Naval Academy. Inducted into the Ring of Honor in 1983, Roger was elected to the Pro Football Hall of Fame in 1985.



RANDY WHITE

**RANDY WHITE**, defensive tackle, 1975-88. A nine-time Pro Bowler during his 14 years with Dallas, Randy White established a club-record with eight straight All-Pro selections. White was co-MVP (with teammate Harvey Martin) in the Cowboys' Super Bowl XII victory over Denver. A consensus All-America defensive end for Maryland in 1974, White won both the Outland Trophy and the Vince Lombardi Awards. Inducted into the Ring of Honor in 1994, Randy was also elected to the Pro Football Hall of Fame in 1994.

*Bobby Lilly (74) and Jethro Pugh (75)*





## Cowboys in the Hall of Fame


Seven members of the Pro Football Hall of Fame in Canton, Ohio, have been elected based on their accomplishments with the Cowboys—Bob Lilly in 1980, Roger Staubach in 1985, Tom Landry in 1990, Tex Schramm in 1991, Tony Dorsett and Randy White in 1994 and Mel Renfro in 1996.



**Bob Lilly**

Lilly, the first college player ever drafted by the Cowboys, was selected to play in the Pro Bowl 11 times while playing for Dallas from 1961 to 1974. Lilly came to the Cowboys after a collegiate career at Texas Christian University.

Staubach, known as "Captain Comeback" by Dallas fans, quarterbacked the Cowboys to four NFC Championships and victories in Super Bowl VI and XII. Staubach, a native of Cincinnati and a graduate of the U.S. Naval Academy, played for Dallas from 1969 to 1979.



**Roger Staubach**



**Tom Landry**

Tom Landry compiled an overall record of 270-178-6 with two World Championships as the head coach of the Cowboys from 1960 to 1988. Landry helped build the Cowboys into "America's Team" along with Tex Schramm, who served as the team's president and general manager from 1960 to 1989.

Dorsett, the Cowboys second all-time rusher, stands fourth all-time on the NFL's career rushing list with 12,739 yards. Dorsett, the 1976 Heisman Trophy winner from the University of Pittsburgh, played with Dallas from 1977 to 1987.



**Tex Schramm**




**Tony Dorsett**

White, a nine-time Pro Bowler during his 14 year career with Dallas, was co-MVP of Super Bowl XII in the Cowboys 27-10 win over Denver. White joined the Cowboys as a first-round draft choice in 1975 and played for Dallas from 1975 to 1988.



**Randy White**



**Mel Renfro**

Renfro, a Pro Bowler in each of his first 10 seasons in the NFL, is the club's all-time interceptor with 52. He also holds the club record for career kickoff return average at 26.4 yards. Renfro joined the Cowboys as a second-round draft choice in 1964 and played for Dallas from 1964 to 1977.



## Historical Highlights

### 1960

**LANDRY HIRED** — Clint Murchison, Jr., and Bedford Wynne sign N.Y. Giants defensive assistant Tom Landry to a personal services contract on Dec. 27, 1959, with the intention of naming him head coach once they are awarded an expansion franchise by the NFL.

**NFL FRANCHISE** — Clint Murchison, Jr., and Bedford Wynne were awarded an expansion franchise in the NFL at the annual league meeting in Miami Beach, Fla. The Cowboys were to play as a "swing" team, playing every other team one time during the first season, although listed in the Western Conference standings (January 28).

**COWBOYS STOCKED** — A player pool was set up in the league meeting in Los Angeles, with each of 12 NFL teams freezing 25 names on its roster and the Cowboys allowed to pick three from each team for a total of 36 veterans. Dallas, once given the list, had to select its 36 players within 24 hours (March 13).

**TRAINING STARTS** — Rookies report to first Cowboys camp at Pacific University in Forest Grove, Oregon (July 9).

**FIRST PRE-SEASON GAME** — The Cowboys, less than six months in existence, get their first test and drop a 16-10 preseason game to San Francisco in Seattle (August 6).

**FIRST HOME GAME** — In their Dallas debut, in the Salesmanship Club preseason game, the Cowboys led the world champion Baltimore Colts into the final minute before a 62-yard pass from Johnny Unitas to Lenny Moore gave the Colts a 14-10 victory (August 19).

**FIRST VICTORY** — In a preseason game at Louisville, KY, the Cowboys beat the New York's Giants, 14-3, with Frank Clarke catching touchdown passes for 73 yards (Eddie LeBaron) and 74 yards (Don Meredith) (August 27).

**FIRST LEAGUE GAME** — In their first league game, Dallas fell to Pittsburgh, 35-28, with Bobby Layne leading a fourth-period Steelers rally (Sept. 24, Saturday night).

**STREAK SNAPPED** — Dallas snaps a 10-game loss streak by tying New York, 31-31, at Yankee Stadium (Dec. 4).

### 1961

**TRAINING STARTS** — Rookies launch training at new campsite — St. Olaf College in Northfield, Minn. (July 9).

**FIRST LEAGUE WIN** — Scoring ten points in the final 56 seconds, the Cowboys score their first NFL victory, 27-24, over Pittsburgh in the '61 league opener in the Cotton Bowl. Allen Green's 27-yard field goal on the game's final play won it before 23,500 (Sept. 17).

### 1962

**TRAINING STARTS** — Team begins training at new campsite — Northern Michigan College in Marquette, Mich. (July 13).

**PENALTY HISTORY** — For the first time in anyone's memory in an NFL game, points were awarded for a penalty. The Cowboys were detected holding in the end zone on a 99-yd. TD pass from LeBaron to Clarke, and Pittsburgh was awarded a safety. The Steelers eventually won, 30-28 (Sept. 23).

**100-YARD FIRSTS** — Cowboys' Amos Marsh returned a kickoff 101 yards and Mike Gaechter returned a pass interception 100 yards, both plays for fourth-quarter TDs in a 41-19 win over Philadelphia in Dallas. It was the first time in NFL history that two 100-yard runs had been made in the same game, much less by the same team in the same quarter (Oct. 14).

### 1963

**SHIFT TO KANSAS CITY** — The rival Dallas Texans of the AFL announce they are moving the franchise to Kansas City (Feb. 8).

**CALIFORNIA TRAINING SITE** — The Cowboys open training at California Lutheran College in Thousand Oaks, Calif. (July 12).

**HOWTON SETS RECORD** — Bill Howton broke Don Hutson's all-time receiving mark with a 14-yard catch against Washington (there). Hutson's record was 7,991 yards and the catch gave Howton an even 8,000 yards (Sept. 29).

### 1964

**LANDRY CONTRACT** — With one year to go on his original contract, Tom Landry is signed to a 10-year extension, in effect giving him an 11-year pact, possibly the longest in major pro sports history (Feb. 5).





## 1965

**FIRST SELLOUT** — An overflow crowd of 76,251 jams the Cotton Bowl for the Cleveland game, notching the team's first home sellout. Cleveland won, 24-17 (Nov. 21).

## 1966

**PLAYOFF BOWL** — After defeating New York, 38-20, in the season finale (and winning five of their last seven games) to get into the Playoff Bowl at Miami, the Cowboys fall to Baltimore, 35-3 (Jan. 15).

**MERGER** — Peace comes to pro football with Cowboys General Manager Tex Schramm completing two months of negotiations with AFL's Lamar Hunt, merging the two leagues under the NFL banner (June 8).

**SCHRAMM ELEVATED** — Texas E. Schramm, Vice-President and General Manager of the Cowboys from the beginning, was named President of the club by Owner Clint Murchison, Jr., who retained the title of Chairman of the Board.

**NEELY CASE SOLVED** — Dallas and Houston reached agreement in the Ralph Neely case. Neely remained with Dallas with Houston receiving the Cowboys Nos. 1, 2 and two fifth round picks in the 1967 draft (Nov. 17).

**THE CHAMPIONSHIP** — The Cowboys won their first championship, capturing the Eastern Conference title with a 10-3-1 record, but lost the NFL Championship Game to Green Bay, 34-27.

## 1967

**TEXAS STADIUM** — On Dec. 23, Owner Clint Murchison, Jr., formally announced plans to build Texas Stadium in suburban Irving. The stadium, to be financed through a bond-option plan, would be ready for the 1970 season. The stadium would seat a minimum of 58,000.

**SECOND CHAMPIONSHIP** — Under the NFL's new format, the Cowboys easily won the Capitol Division and defeated Cleveland, Century Division winner, 52-14, in the Cotton Bowl for the Eastern conference championship. However, on Dec. 31 in Green Bay, the Cowboys lost their second bid for an NFL title, falling to the Packers, 21-17, in the 13 degree below weather.

## 1968

**WIN CAPITOL** — For the second straight year the Cowboys won the Capitol Division, but for the first time in three years the Cowboys did not win the Eastern Championship, being upset at Cleveland, 31-20, on Dec. 21. Dallas won the Runner-Up Bowl over Minnesota, 17-13.

## 1969

**TEXAS STADIUM** — Ground was broken for Texas Stadium in suburban Irving on January 25, and on June 29 Bert Rose was named general manager of the stadium.

**ORIGINALS RETIRE** — An era ended for the Cowboys in July. On July 5th at a press conference in Dallas, quarterback Don Meredith, the last of the original Cowboys, announced his retirement. Then, on July 18th, the day the veterans were to report to training camp, all-time rushing great Don Perkins officially retired.

**REPEAT CAPITOL WINS** — Once again the Cowboys rolled to the Capitol Division Championship with an 11-2-1 season. However, the Cowboys failed to win the Eastern Championship when on Dec. 28, the Cowboys lost to Cleveland, 38-14, in the Cotton Bowl.

## 1970

**FIVE STRAIGHT PLAYOFFS** — The Cowboys won their last five games to finish 10-4, claim the Eastern Division championship and make the playoffs for the fifth year in a row. They defeated Detroit, 5-0, in the opening round to get a shot at the National Conference championship.

**FIRST NFC TITLE** — The Cowboys captured the biggest prize of their 11-year history on Jan. 3, 1971 when they downed San Francisco, 17-10, for the NFC crown. A 16-13 loss to Baltimore in the Super Bowl Jan. 17 left Dallas with one major goal still unrealized.

## 1971

**TEXAS STADIUM** — The Cowboys opened a new era in their sparkling Irving, Tex., home with a 44-21 victory over the New England Patriots on Oct. 24. Duane Thomas scored the first touchdown in the new stadium, a 56-yard run just two minutes and 16 seconds after the opening kickoff. Attendance was 65,708.

**SIX STRAIGHT PLAYOFFS** — The Cowboys won their last seven games to finish 11-3, claim the Eastern Division championship and make the playoffs for the sixth year in a row. They defeated Minnesota, 20-12, in the opening round.



**SECOND NFC TITLE** — For the second consecutive year, the Cowboys met the San Francisco 49ers in the National Conference showdown. This time Dallas won 14-13, to qualify for its second straight Super Bowl.

**FIRST WORLD CHAMPIONSHIP** — The Cowboys downed the Miami Dolphins, 24-3, to win Super Bowl VI in New Orleans on Jan. 16. It was the 10th victory in a row for Dallas as Roger Staubach passed for two touchdowns and was named the game's Most Valuable Player.

## 1972

**FIRST 1,000-YARD BACK** — Calvin Hill became the first Dallas player to rush for 1,000 yards when he gained 111 on Dec. 9 against the Washington Redskins in Texas Stadium. Hill wound up with 1,036 yards for the season on a record 245 carries.

**SEVEN STRAIGHT PLAYOFFS** — The Cowboys qualified for the NFL playoffs a record seventh consecutive year, their 10-4 record earning them the National Conference Wild Card berth. Roger Staubach passed for two touchdowns in the last 1:30 to give the Cowboys a 30-28 victory at San Francisco in the first round. Then, at Washington on New Year's Eve, Dallas was foiled in its bid for a third straight NFL title with the Redskins win, 16-3.

## 1973

**100 VICTORIES** — The Cowboys and Coach Tom Landry recorded their 100th victory with a 40-3 Texas Stadium win over the New Orleans Saints on Sept. 24. Landry ended the season with a career mark of 108-80-6 to rank ninth on the list of the NFL's all-time winningest coaches.

**EIGHT STRAIGHT PLAYOFFS** — The Cowboys regained the NFC Eastern Division title with a 10-4 record and broke their own NFL record by reaching the playoffs for the eighth year in a row. Dallas defeated the Western Division champion Los Angeles Rams in the first round, 27-16, but fell to Central Division winner Minnesota in the NFC Championship Game, 27-10.

## 1974

**FIRST TOP DRAFT CHOICE** — For the first time in their history, the Cowboys had the very first choice in the NFL Draft. The No. 1 pick came to Dallas from Houston in exchange for Tody Smith and Billy Parks. The Cowboys selected Ed "Too Tall" Jones, a 6-9, 260-pound defensive end from Tennessee State.

**PLAYOFFS MISSED** — The Cowboys' record breaking string of eight straight years in the NFL playoffs was broken when the club's 8-6 record failed to qualify.

## 1975

**LILLY HONORED** — "Mr. Cowboy" was honored on Bob Lilly Day at Texas Stadium at halftime of the Philadelphia game on Nov. 23. It was first such recognition ever given to a Dallas player. Lilly never missed a game in 14 years with the Cowboys, earning All-Pro honors seven times at defensive tackle before retiring prior to the '75 season.

**TEN STRAIGHT WINNING SEASONS** — The Cowboys' 10-4 record earned them the NFC Wild Card berth in the playoffs. The composite record over 10 straight winning seasons was 101-37-2.

**THIRD NFC TITLE** — After shocking Minnesota in the first round, 17-14, on Roger Staubach's 50-yard "Hail Mary" pass to Drew Pearson, the Cowboys traveled to Los Angeles for the NFC showdown. Staubach threw four touchdown passes, three to Preston Pearson, and Dallas won, 37-7. Pittsburgh won Super Bowl X on Jan. 18 in Miami, 21-17.

## 1976

**MEREDITH, PERKINS HONORED** — Former Cowboys greats Don Meredith and Don Perkins joined Bob Lilly in the Ring of Honor at Texas Stadium during halftime ceremonies at the New York Giants game on Nov. 7.

**ELEVEN STRAIGHT WINNING SEASONS** — The Cowboys won the NFC Eastern Division title with their 11-3 record, giving them their 11th straight winning season and 10th playoff berth in that period. A 14-12 first round loss to Los Angeles — the first time Dallas had lost in the first round under the current playoff setup — ended the season.

## 1977

**HOWLEY HONORED** — Former All-Pro linebacker Chuck Howley, a Cowboy from 1961 through 1973, became the fourth member of the Ring of Honor. Howley was honored during ceremonies at halftime of the Detroit Lions game on Oct. 30.

**TWELVE STRAIGHT WINNING SEASONS** — Getting off to an 8-0 start, their best ever, the Cowboys rolled to a 12-2 record, the championship of the NFC East, and their 12th consecutive winning season. They opened their 11th visit to the playoffs in those 12 years with a 37-7 first-round victory over the Chicago Bears at Texas Stadium.





**FOURTH NFC TITLE** — Dallas crushed the Minnesota Vikings at Texas Stadium, 23-6, for National Conference crown No. 4 and the right to meet the Denver Broncos in Super Bowl XII.

**SECOND WORLD CHAMPIONSHIP** — The Cowboys stopped the Denver Broncos, 27-10, to win Super Bowl XII in New Orleans on January 15, 1978. In the process, Dallas tied Minnesota for most Super Bowl appearances (four) and Green Bay, Miami and Pittsburgh for most Super Bowl victories (two). Defensive linemen Harvey Martin and Randy White were named co-Most Valuable Players in the game.

## 1978

**THIRTEEN STRAIGHT WINNING SEASONS** — After a mediocre 6-4 start, the Cowboys won six straight games to finish the expanded regular season with a 12-4 record and their 10th division crown. It marked the Cowboys' 13th consecutive winning season and 12th trip to the playoffs in that span. Dallas rallied to beat Atlanta 27-20 in a divisional playoff at Texas Stadium, sending the Cowboys to their seventh NFC championship game in the past nine years.

**FIFTH NFC TITLE** — Dallas shut out the Rams in Los Angeles 28-0 in the National Conference title game to advance to the Super Bowl a record fifth time, including three of the last four. In the first Super Bowl rematch, Pittsburgh edged the Cowboys 35-31 for the NFL championship on Jan. 21 in Miami's Orange Bowl.

## 1979

**TWENTIETH ANNIVERSARY** — The Cowboys celebrated their 20th anniversary season at halftime of the St. Louis Cardinals game at Texas Stadium on Oct. 21. Stars from each of those 20 seasons plus Coach Tom Landry were introduced during the halftime ceremonies.

**FOURTH STRAIGHT NFC EAST TITLE** — Rallying from a mid-season slump, the Cowboys won their final three games to finish with an 11-5 record, their 11th division championship, including the past four NFC East titles, and 14th consecutive winning season. The Cowboys made their 13th trip to the playoffs in those 14 years, but were eliminated by Los Angeles 21-19 in a divisional playoff at Texas Stadium.

## 1980

**STAUBACH RETIRES** — At a press conference at Texas Stadium on March 31, quarterback Roger Staubach announced his retirement after 11 record-breaking years with the Cowboys. Staubach held all major Cowboys' passing records and was the all-time leading NFL passer.

**LILLY ENTERS HALL OF FAME** — Bob Lilly, a seven-time All-Pro defensive tackle in his 14-year career with the Cowboys from 1961-74, became the first Cowboys' player to be inducted into the Pro Football Hall of Fame. Enshrined along with Lilly on Aug. 2 at Canton, Ohio, were Herb Adderley, who played for the Cowboys from 1970-71, Jim Otto and Deacon Jones.

**FIFTEEN STRAIGHT WINNING SEASONS** — Behind new starting quarterback Danny White, the Cowboys rolled to their 15th consecutive winning season with a surprising 12-4 record, tied for best in the league with Philadelphia and Atlanta. The Cowboys lost the NFC East title to Philadelphia on a tie-breaker, but entered the playoffs for the 14th time in 15 years, this time as a wild card team. The Cowboys beat Los Angeles 34-13 at Texas Stadium in the NFC Wild Card Game and rallied past the Falcons at Atlanta 30-27 to advance to the NFC Championship Game at Philadelphia. But the Cowboys lost 20-7 in their bid for a sixth Super Bowl appearance.

**LANDRY'S 200th VICTORY** — Tom Landry joined George Halas and Curly Lambeau as the only coaches with 200 NFL victories when the Cowboys beat Los Angeles 34-13 on Dec. 28 at Texas Stadium in the NFC Wild Card Game, raising Landry's record to 200-119-6, counting regular season and playoff games.

## 1981

**RENFRO HONORED** — Former All-Pro defensive back Mel Renfro, the Cowboys' all-time leading pass interceptor, became the fifth member of the Cowboys' Ring of Honor. Renfro, who played for Dallas from 1964 through 1977, was honored during halftime ceremonies of the Cowboys-Miami Dolphins game at Texas Stadium on Oct. 25.

**TWELFTH DIVISION CHAMPIONSHIP** — The Cowboys regained the NFC Eastern Division Championship, their 12th division title since 1966, with a 12-4 record and tied Oakland's NFL mark of 16 consecutive winning seasons. Entering the playoffs for the 15th time in that span, the Cowboys advanced to the NFC Championship Game for the ninth time in 12 years by routing Tampa Bay 38-0 at Texas Stadium. But for the second year in a row Dallas lost the conference title game. San Francisco scored a last-minute touchdown at Candlestick Park to edge the Cowboys 28-27 for a berth in Super Bowl XVI.



## 1982

**200TH REGULAR-SEASON VICTORY** — The Cowboys beat Washington 24-10 at RFK Stadium on Dec. 5 for the club's and Coach Tom Landry's 200th regular season victory.

**SEVENTEEN STRAIGHT WINNING SEASONS** — The Cowboys finished the strike-shortened regular season with a 6-3 record to establish an NFL record of 17 consecutive winning seasons. Entering the playoffs for a record-tying eighth straight year and for the 16th time in 17 years, the Cowboys beat Tampa Bay 30-17 and Green Bay 37-26, both at Texas Stadium, to advance to the NFC Championship Game for the third year in a row. But again the Cowboys come up short, losing 31-17 at Washington.

## 1983

**STAUBACH HONORED** — Former quarterback Roger Staubach, who led the Cowboys to four Super Bowls, became the sixth member of the Ring of Honor during halftime ceremonies of the Cowboys-Tampa Bay game on Oct. 9.

**NEW HEADQUARTERS** — Ground was broken on Nov. 29 for the Cowboys' new headquarters and training facility at The Valley Ranch in northwest Dallas County.

**EIGHTEEN STRAIGHT WINNING SEASONS** — The Cowboys extended their NFL record to 18 consecutive winning seasons with a 12-4 finish. The club also set a league record with its ninth straight playoff appearance, qualifying as a wild card entry. The Los Angeles Rams eliminated the Cowboys from the playoffs, however, with a 24-17 upset victory at Texas Stadium in the NFC Wild Card Game on Dec. 26.

## 1984

**SILVER SEASON** — The Cowboys kicked off their 25th anniversary with a news conference at Texas Stadium on Jan. 27. President Tex Schramm announced the Cowboys would celebrate their 25th anniversary during 1984 under the theme "Silver Season."

**OWNERSHIP CHANGES HANDS** — The sale of the Cowboys from the Murchison family to an 11-member limited partnership headed by Dallas businessman H.R. "Bum" Bright was approved by NFL owners on March 19 at the league's annual meeting in Honolulu. The sale was completed on May 18.

**NINETEEN STRAIGHT WINNING SEASONS** — The Cowboys defeated the Eagles 26-10 in Philadelphia to extend their NFL record to 19 consecutive winning seasons. The Cowboys finished 9-7 and missed the playoffs for the first time in 10 years and only the second time in 19 years.

## 1985

**STAUBACH ENTERS HALL OF FAME** — Roger Staubach, the master of the comeback victory during his 11-year career as a Cowboys quarterback, was inducted into the Pro Football Hall of Fame in his first year of eligibility. Enshrined with Staubach on Aug. 3 at Canton, Ohio, were Pete Rozelle, Joe Namath, O.J. Simpson and Frank Gatski. Staubach joined Bob Lilly as the only players who spent their entire career with the Cowboys to be elected to the Hall of Fame.

**TEXAS STADIUM IMPROVEMENTS** — Texas Stadium unveiled a new look when the Cowboys opened their preseason schedule against Green Bay on Aug. 10. The stadium became the first to have two DiamondVision color scoreboards, and the addition of 118 Crown Suites gave Texas Stadium more private suites, 296, than any stadium in the nation.

**COWBOYS RANCH OPENS** — Cowboys players and coaches reported on Aug. 27 to the team's new headquarters and training facility at Cowboys Center in Valley Ranch.

**DORSETT PASSES 10,000 YARDS** — On a 19-yard sweep around left end, Tony Dorsett, became the sixth player in NFL history to rush for 10,000 yards. Dorsett's feat highlighted a 27-13 victory over Pittsburgh at Texas Stadium on Oct. 13.

**THIRTEENTH DIVISION CHAMPIONSHIP** — The Cowboys edged the New York Giants 28-21 on Dec. 15 at Texas Stadium to capture the NFC Eastern Division championship for the first time since 1981. Picked in most season previews to finish third or fourth in the division, the Cowboys rallied for their NFL record 20th consecutive winning season, a 13th division title in 20 years and a playoff berth for the 18th time in that span. But in their NFL record 36th playoff game appearance, the Cowboys fell 20-0 to the Los Angeles Rams in Anaheim Stadium on Jan. 4.

## 1986

**COWBOYS GO TO LONDON** — The Cowboys began preparations for their first trip to a foreign country when the NFL announced on March 12 that the Cowboys would play the Super Bowl champion Chicago Bears in a preseason game at London's Wembley Stadium on Aug. 3.

**100TH WIN AT TEXAS STADIUM** — Dallas defeated St. Louis 37-6 for the club's 100th victory at Texas Stadium. Since the facility opened in 1971 the Cowboys have compiled a 100-25 (.800) record.





**STREAK BROKEN** — The Cowboys' streak of 20 consecutive winning seasons from 1966 through 1985, third longest in professional sports history, came to an end when the club finished with a 7-9 record after losing seven of its last eight games. Only baseball's New York Yankees (39 straight winning seasons, 1962-64) and hockey's Montreal Canadiens (32 from 1951-52 through 1982-83) surpassed the Cowboys' accomplishments. After the 1986 season, the Washington Redskins' five straight winning campaigns (1982-86) represented the NFL's longest active streak.

## 1987

**FOUNDER DIES** — Cowboys founder Clint Murchison, Jr., died March 30 after a long illness. Murchison, 63, who owned the club until 1984, acquired the expansion Dallas franchise in the NFL in 1960. He hired Tex Schramm as general manager, gave Tom Landry a 10-year contract when his coaching career was in doubt in 1964 and was instrumental in the building of Texas Stadium.

**DORSETT GETS 12,000 YARDS** — Tony Dorsett became the fourth rusher in NFL history to gain more than 12,000 yards when he registered 52 yards against the Rams on Dec. 21 for a career total of 12,036. The only runners ahead of Dorsett were Walter Payton, Jim Brown and Franco Harris.

## 1988

**LANDRY TIES LAMBEAU** — Dallas opened the 1988 season against Pittsburgh on Sept. 12 and Tom Landry tied an NFL record held by Curly Lambeau by coaching in his 29th consecutive season with the same team. Lambeau led the Green Bay Packers from 1921-49.

## 1989

**JONES ACQUIRES COWBOYS, NAMED JOHNSON COACH** — Jerry Jones reached an agreement to purchase the Cowboys from Bum Bright on Feb. 25 and announced that University of Miami Coach Jimmy Johnson would replace Tom Landry.

**SALE APPROVED, SCHRAMM RESIGNS** — The sale of the Cowboys to Jerry Jones was unanimously approved by NFL owners on April 18 at a special meeting in New York. At the same meeting, Tex Schramm was named president of the new World League of American Football. He announced his resignation as president and general manager of the Cowboys after 29 years with the club.

**AIKMAN SIGNED** — The Cowboys, holding the No. 1 pick in the NFL Draft for only the second time in their history, announced the signing of quarterback Troy Aikman to a six-year contract on April 20.

**JORDAN HONORED** — Former All-Pro linebacker Lee Roy Jordan, a Cowboy from 1963-76, became the seventh member of the Ring of Honor. Jordan was honored during ceremonies at half-time of the Phoenix Cardinals game on Oct. 29.

## 1990

**AUSTIN TRAINING CAMP** — Beginning on July 18, nearly 100,000 fans visit the Cowboys' first ever in-state training camp at St. Edward's University in Austin.

**LANDRY ENTERS HALL OF FAME** — Tom Landry, who led the Cowboys to five Super Bowls and 20 consecutive winning seasons as the Cowboys head coach from 1960-88, was inducted into the Pro Football Hall of Fame in his first year of eligibility. Enshrined on Aug. 4 at Canton, Ohio, Landry joined former Dallas players Bob Lilly and Roger Staubach as the only Hall of Fame members who built their achievements with the Cowboys.

**SMITH ROOKIE OF THE YEAR, JOHNSON COACH OF THE YEAR** — Following a dramatic turnaround season where the team posted a 7-9 record and missed the playoffs by one game, Jimmy Johnson was named the NFL Coach of the Year by the Associated Press. Running back Emmitt Smith, who led all NFL rookie running backs in rushing yardage and touchdowns, was named the A.P.'s NFC Offensive Rookie of the Year.

## 1991

**RECORD DRAFT HAUL INCLUDES MARYLAND AS NO. 1 OVERALL PICK** — After a pre-draft trade with the New England Patriots, the Cowboys used the No. 1 overall selection in the NFL Draft for only the third time in franchise history. Dallas chose Outland Trophy winner Russell Maryland (DT) with the top pick. The Cowboys went on to acquire 16 more choices, setting a club record for most selections in a 12-round draft with 17 overall.

**SCHRAMM ENTERS HALL OF FAME** — One of the NFL's true innovators, and the guiding force behind the development of America's Team, Tex Schramm was inducted into the Pro Football Hall of Fame on July 27, 1991. Schramm, who served as the President and General Manager of the Dallas Cowboys from the team's conception in 1960 until his retirement in 1989, joined Staubach, Lilly and Landry with his enshrinement in Canton, Ohio.

**RETURN TO THE PLAYOFFS** — After winning the final five games of the season, Dallas finished with an 11-5 record — the team's best mark since the 1983 season. The initial spark to the winning



streak was a 24-21 win over the eventual World Champion Washington Redskins on Nov. 24. The win, at Washington's RFK Stadium, ended the Redskins' bid for a perfect regular season after 11 straight wins. Dallas finished second in the NFC East and qualified as the NFC's No. 2 Wild Card Playoff entry, marking the club's first postseason trip since 1985. Dallas traveled to Chicago and defeated the Bears 17-13 in the opening round Wild Card Game before dropping a 38-6 decision at Detroit the following week.

**SMITH AND IRVIN LEAD NFL** — Running back Emmitt Smith and wide receiver Michael Irvin became the first two players from the same team to lead the NFL in rushing yardage and receiving yardage in the same season. Smith had 1,563 yards rushing, while Irvin set single-season club records for receptions (93) and receiving yardage (1,523). Both players were named to the NFC Pro Bowl squad along with tight end Jay Novacek and quarterback Troy Aikman. The Cowboys sent four offensive players to the Pro Bowl for the first time since 1979, and Irvin was named the MVP of the Pro Bowl Game.

## 1992

**JONES NAMED TO COMPETITION COMMITTEE** — On May 1, Jerry Jones, was appointed to the NFL's Competition Committee by Commissioner Paul Tagliabue. Jones became the first owner to serve on the prestigious committee since the death of Cincinnati's Paul Brown.

**FOURTEENTH DIVISION CHAMPIONSHIP** — Before a national television audience on ABC's Monday Night Football, the Cowboys defeated the Atlanta Falcons (41-17) at the Georgia Dome to claim the NFC Eastern Division Championship. The victory marked the Cowboys' first divisional title since 1985.

**RECORD NUMBER OF OFFENSIVE PRO BOWL SELECTIONS** — Six players from the Cowboys offense were selected to play in the Pro Bowl: RB Emmitt Smith, TE Jay Novacek, QB Troy Aikman, WR Michael Irvin, G Nate Newton and C Mark Stepnoski. The six players establish a Dallas Cowboys' record for most offensive players selected to the Pro Bowl.

**CLUB RECORD FOR VICTORIES/SMITH EARNS SECOND RUSHING TITLE** — On Dec. 27, Dallas defeated Chicago by a 17-14 score at Texas Stadium. The victory was the 13th of the year for Dallas, establishing a new club record for victories in a season. In the Bears game, Emmitt Smith finished the season with 1,713 rushing yards, enabling Smith to become the first player to win back-to-back NFL rushing titles since Eric Dickerson (1983-84).

**ROAD ATTENDANCE RECORD SET** — The Cowboys set a new team record for road attendance by averaging 72,523 fans per road game in 1992. The team also played before a sold-out stadium in all 16 regular season games for the first time since the 1981 season.

**SIXTH NFC TITLE** — On January 17, 1993, the Cowboys defeated the San Francisco 49ers by a 30-20 score at Candlestick Park. The victory sends Dallas to Super Bowl XXVII in Pasadena, marking the Cowboys first NFC title, and Super Bowl trip, since 1978.

**THIRD WORLD CHAMPIONSHIP** — While making an NFL record sixth Super Bowl appearance, the Cowboys defeated Buffalo 52-17 in Super Bowl XXVII at the Rose Bowl in Pasadena on Jan. 31, 1993. The victory enabled the Cowboys to become the only franchise in NFL history to win more than one Super Bowl under two different ownerships. The Super Bowl crowd of 98,374 was the largest crowd to ever witness a Dallas Cowboys game. The game was also witnessed by 133.4 million television viewers, making Super Bowl XXVII the most watched event in television history.

## 1993

**WHITE HOUSE VISIT** — The Super Bowl Champion Dallas Cowboys became the first athletic team to visit the White House under the Clinton administration. The Cowboys team visit to the White House was the first in club history. (March 5).

**LANDRY HONORED** — Former Head Coach Tom Landry, who led Dallas to two Super Bowl wins and five NFC titles in his 29 years at the Cowboys helm, became the eighth member of the Ring of Honor during halftime ceremonies of the Cowboys-New York Giants game on Nov. 7.

**RECORD NUMBER OF PRO BOWL SELECTIONS** — An NFL-record 11 Dallas players are selected to the Pro Bowl. That group includes a club-record eight offensive selections (seven Pro Bowl starters).

**FIFTEENTH DIVISION CHAMPIONSHIP** — In the final game of the regular season, the Cowboys defeat the New York Giants 16-13 in overtime at Giants Stadium to claim their 15th division crown and their second consecutive NFC East title. (Jan. 2)

**SMITH EARNS THIRD RUSHING TITLE** — Emmitt Smith finishes the season with 1,486 yards to earn his third straight NFL rushing crown. He becomes just the fourth man in NFL history to win three consecutive rushing titles.

**SEVENTH NFC TITLE** — Dallas defeats San Francisco 38-21 in the NFC Championship Game at Texas Stadium. The victory gives the Cowboys an NFL-record seventh conference championship in the first conference title game to be played at Texas Stadium since Jan. 1, 1978 (a 23-6 win over Minnesota).






**FOURTH WORLD CHAMPIONSHIP** — Dallas becomes one of just three NFL teams to win four Super Bowls by defeating Buffalo (30-13) in Super Bowl XXVIII. The game, played at the Georgia Dome in Atlanta, featured two rushing touchdowns by Super Bowl MVP Emmitt Smith. Dallas raised its NFL record number of Super Bowl appearances to seven (one fourth of all the Super Bowl games played).

## 1994

**SWITZER NAMED HEAD COACH** — Barry Switzer is named the new head coach of the Dallas Cowboys—and the third head coach in team history on March 30. Switzer replaces Jimmy Johnson, who stepped down as the Cowboys' head coach the previous day.

**DORSETT AND WHITE ENTER HALL OF FAME** — Tony Dorsett, the Cowboys all-time leading rusher in his 11-year career with the Cowboys from 1977-87, and Randy White, a nine-time Pro Bowl defensive tackle in his 14-year career with the Cowboys from 1975-78, are both inducted into the Pro Football Hall of Fame in their first year of eligibility. Enshrined on July 30 at Canton, Ohio, both men join former Dallas players Bob Lilly and Roger Staubach as well as Tom Landry and Tex Schramm in the Hall of Fame.

**NFL RECORD CROWD IN MEXICO CITY** — The Cowboys travel to Mexico City to play the Houston Oilers in a preseason game in front of 112,376 fans, the largest crowd to ever witness an NFL game (Aug. 15).



*Hall of Fame defensive tackle Randy White*

**DORSETT AND WHITE HONORED** — Former All-Pro, running back Tony Dorsett and defensive tackle

Randy White, became the ninth and tenth members of the Ring of Honor. They were honored during ceremonies at halftime of the Arizona Cardinals game on Oct. 9.

**SIXTEENTH DIVISION CHAMPIONSHIP** — The Cowboys clinched the NFC Eastern Division Crown in the first week of December with a 31-19 victory over the Eagles in Philadelphia (Dec. 4).

**RECORD NUMBER OF PRO BOWL SELECTIONS — AGAIN** — For the second straight year, the Cowboys send 11 players to the Pro Bowl, tying the NFL record that Dallas established in 1993.

**NFL RECORD FOR TITLE GAME APPEARANCES** — While making an NFL record 13th NFC Championship Game appearance, the Cowboys become the only team in NFL history to advance to at least two championship games in every decade of the team's existence. Dallas fell short of its third straight Super Bowl with a 38-28 loss to the San Francisco 49ers at Candlestick Park on Jan. 15, 1995.

## 1995

**SEVENTEENTH DIVISION CHAMPIONSHIP** — On Dec. 24, Dallas wrapped up its fourth straight NFC Eastern Division title — a feat that no other NFC East team has accomplished other than the Cowboys teams from 1976 to 1979.

**SMITH WINS FOURTH RUSHING CROWN** — Emmitt Smith closes the season with a team-record 1,773 rushing yards and an NFL record 25 touchdowns. Smith led the NFL in rushing for the fourth time in five years, becoming just the fifth player in NFL history to win at least four rushing titles.

**TEN PRO BOWLERS SELECTED** — Ten Cowboys are selected to the NFC Pro Bowl squad. Since 1993, Dallas has earned 32 Pro Bowl selections — the most ever by one team over a three year period of time.

**EIGHTH NFC TITLE** — The Cowboys win an NFL record eighth conference championship game by defeating the Green Bay Packers 38-27 at Texas Stadium on Jan. 14, 1996. The victory marked the Cowboys third NFC title in four years and ensured the team of an NFL record eighth Super Bowl appearance.



**THREE SUPER BOWL TITLES IN FOUR YEARS** — Dallas becomes the first team in NFL history to win three Super Bowls in a four year period by defeating the Pittsburgh Steelers 27-17 in Super Bowl XXX at Sun Devil Stadium in Tempe, AZ. The game, played on Jan. 28, 1996, is witnessed by 138.4 million television viewers, making Super Bowl XXX the most watched event in television history. The victory enables Dallas to earn its fifth Super Bowl title — joining the San Francisco 49ers as the only NFL franchises to win five Super Bowls. The Cowboys have now appeared in an NFL record eight Super Bowls — three more than any other team.

## 1996

**SMITH PASSES 10,000 YARDS** — On a six-yard dash up the middle against Washington on Thanksgiving Day, Emmitt Smith became the 12th player in NFL history to rush for 10,000 yards. Smith's feat highlighted a 21-10 win over the Redskins at Texas Stadium on Nov. 28.

**NINE PRO BOWLERS SELECTED** — A NFL-high nine players are selected to the NFC Pro Bowl squad, the fourth straight year Dallas has led the NFL in Pro Bowl selections. Over the past four seasons, Dallas has sent 41 players to Hawaii, the most ever in the NFL in a four-year period. The next highest total was posted by the 1971-74 Miami Dolphins with 38.

**EIGHTEENTH DIVISION CHAMPIONSHIP** — On Dec. 15, Dallas wrapped up its fifth straight NFC Eastern Division title — a feat never before achieved in the NFC East — and the eighteenth division title in team history with a 12-6 win over New England at Texas Stadium. The Carolina Panthers eliminated the Cowboys from the playoffs in a divisional playoff loss at Carolina.

## 1997

**IRVIN TOPS 10,000 YARDS** — On a 14-yard touchdown reception at Washington on Oct. 13, Michael Irvin became the 14th player in NFL history to record over 10,000 yards receiving.

**PLAYOFF STREAK SNAPPED** — The Cowboys close the 1997 season with a 6-10 record, marking the team's first non-playoff season since 1990.

## 1998

**GAILEY NAMED HEAD COACH** — Jerry Jones names Chan Gailey as the fourth head coach in the history of the Dallas Cowboys franchise on Feb. 12. Gailey, who had previously served as the Pittsburgh Steelers offensive coordinator, replaces Barry Switzer, who resigned from his position on January 9th.

**TRAINING CAMP OPENS IN WICHITA FALLS** — The Cowboys open training camp at Midwestern State University in Wichita Falls, Texas on July 15. Attendance figures for the four-week camp exceed 100,000.

**SANDERS SETS RETURN MARK** — On Sept. 21, Deion Sanders returned a punt 59 yards for a touchdown in the first half at the New York Giants and then ran back an interception 71 yards for a score in the fourth quarter. It was the first time in club history that one player had scored two touchdowns on returns of any kind in the same game.

**SMITH BECOMES CLUB'S ALL-TIME RUSHER** — With 163 yards on 29 carries in a 16-6 win over the New York Giants on Nov. 8, Emmitt Smith becomes the Dallas Cowboys all-time leading rusher. Smith's performance against New York pushes him past Tony Dorsett (12,036) and into the Cowboys top spot.

**NINETEENTH DIVISION CHAMPIONSHIP** — After a one-year absence from postseason play, the Cowboys clinch their sixth NFC Eastern Division title in the last seven years with a 13-9 win over Philadelphia at Texas Stadium on Dec. 20. The 1998 division crown is the 19th division championship (15th NFC East title) in the club's 39-year history.

**SMITH BECOMES NFL'S ALL-TIME RUSHING TOUCHDOWN LEADER** — After scoring a first-half touchdown on a one-yard run against the Redskins at Texas Stadium, Emmitt Smith becomes the NFL's all-time leader in rushing touchdowns, moving ahead of Marcus Allen (123). Smith would later add a 26-yard TD run in the second quarter to bring his league record total to 125 rushing touchdowns by season's end.

**COWBOYS POST 10 WINS AND SWEEP NFC EAST** — The Cowboys closed the year with a 23-7 victory over Washington and a 10-6 record, marking the 23rd season in which Dallas recorded at least 10 wins — a NFL record. The win over the Redskins also enabled Dallas to become the first team in the history of the NFC East to post an 8-0 record in division play.

**SELLOUT STREAK CONTINUES** — While falling to Arizona 20-7 in a wild card playoff game at Texas Stadium on Jan. 2, 1999, the Cowboys NFL-record streak of playing in front of sold out stadiums remains intact. The league-record streak, which includes playoff games, currently stands at 146 games (home or away), dating back to Dec. 16, 1990 against Phoenix at Texas Stadium (last non-sell-out). The Cowboys have played in 72 straight sell-outs at Texas Stadium (including playoffs) and 74 straight sell-outs on the road (including playoffs). The Cowboys have now played in front of sold-out stadiums for eight straight years.





## Cowboys Attendance Records

The Cowboys played in the Cotton Bowl (capacity 72,132 in 1970) from 1960 until Texas Stadium was opened on Oct. 24, 1971 against New England. In 1985 seats were removed from Texas Stadium to make room for 118 Crown Suites.

### TOTAL ATTENDANCE

Year	Home			Percent Change	Road		Pre-Season Games (No.)	Post-Season Games (No.)	Grand Total
	Games (No.)	Avg.	Games (No.)		Games (No.)				
1960	128,500 (6)	21,417	—	214,820 (6)	120,284 (6)	—	463,604		
1961	172,000 (7)	24,571	+33.9%	251,443 (7)	97,584 (5)	—	521,027		
1962	152,446 (7)	21,778	-11.4%	278,807 (7)	178,683 (5)	—	609,936		
1963	188,727 (7)	26,961	+23.8%	280,062 (7)	214,290 (5)	—	683,079		
1964	268,661 (7)	38,380	+42.3%	356,339 (7)	207,751 (5)	—	832,751		
1965	388,912 (7)	55,559	+44.8%	366,390 (7)	199,395 (5)	65,569 (1)	1,020,266		
1966	473,373 (7)	67,625	+21.7%	408,899 (7)	238,186 (5)	75,504 (1)	1,195,952		
1967	460,476 (7)	65,782	-2.7%	402,843 (7)	278,511 (5)	121,647 (2)	1,263,477		
1968	470,110 (7)	67,158	+2.1%	401,626 (7)	300,909 (6)	104,458 (2)	1,277,103		
1969	443,352 (7)	63,336	-5.7%	434,477 (7)	384,095 (6)	100,472 (2)	1,362,396		
1970	411,531 (7)	58,790	-7.2%	398,377 (7)	347,327 (6)	212,847 (3)	1,370,082		
1971	466,220 (7)	66,603	+13.3%	416,043 (7)	375,250 (6)	195,716 (3)	1,454,229		
1972	446,990 (7)	63,856	-4.1%	391,852 (7)	474,273 (7)	114,343 (2)	1,427,458		
1973	433,030 (7)	61,861	-3.1%	423,177 (7)	355,994 (6)	128,815 (2)	1,341,016		
1974	373,435 (7)	53,348	-13.8%	378,233 (7)	284,620 (6)	—	1,036,288		
1975	402,294 (7)	57,471	+7.7%	404,073 (7)	273,567 (6)	211,095 (3)	1,291,029		
1976	412,698 (7)	58,957	+2.6%	414,867 (7)	320,564 (6)	62,436 (1)	1,210,565		
1977	432,885 (7)	61,840	+5.0%	398,486 (7)	329,549 (6)	201,288 (3)	1,362,208		
1978	498,865 (8)	62,358	+0.9%	484,905 (8)	260,344 (4)	206,464 (3)	1,450,578		
1979	508,965 (8)	63,621	+0.2%	488,432 (8)	268,959 (5)	64,792 (1)	1,331,178		
1980	477,378 (8)	59,672	-6.2%	492,828 (8)	244,612 (4)	195,251 (3)	1,410,069		
1981	511,541 (8)	63,943	+7.2%	502,392 (8)	243,849 (4)	125,373 (2)	1,383,155		
1982	269,981 (5)	53,996	-15.6%	217,153 (4)	208,057 (4)	184,059 (3)	879,250		
1983	505,793 (8)	63,224	+17.1%	481,230 (8)	217,621 (4)	43,521 (1)	1,248,165		
1984	479,733 (8)	59,967	-5.2%	523,951 (8)	203,646 (4)	—	1,207,330		
1985	478,958 (8)	59,870	-0.2%	489,913 (8)	193,795 (4)	66,351 (1)	1,229,017		
1986	469,806 (8)	58,726	-1.9%	518,627 (8)	299,134 (5)	—	1,287,567		
1987	344,406 (7)	49,201	-16.2%	416,141 (8)	199,327 (4)	—	959,874		
1988	393,129 (8)	49,141	-0.1%	528,529 (8)	177,080 (4)	—	1,098,738		
1989	418,346 (8)	52,293	+6.4%	490,586 (8)	215,219 (4)	—	1,124,151		
1990	475,432 (8)	59,429	+13.7%	483,944 (8)	173,716 (4)	—	1,133,092		
1991	501,901 (8)	62,738	+5.6%	537,101 (8)	219,022 (4)	140,884 (2)	1,398,908		
1992	506,758 (8)	63,345	+1.0%	580,181 (8)	284,898 (5)	227,015 (3)	1,598,852		
1993	510,068 (8)	63,759	+0.7%	533,380 (8)	283,409 (5)	202,509 (3)	1,529,366		
1994	516,628 (8)	64,579	+1.3%	512,896 (8)	354,574 (5)	133,870 (2)	1,517,968		
1995	518,167 (8)	64,771	+0.3%	518,468 (8)	305,545 (5)	205,855 (3)	1,548,033		
1996	513,794 (8)	64,224	-0.8%	556,875 (8)	264,937 (5)	137,490 (2)	1,473,096		
1997	511,767 (8)	63,971	-0.4%	541,187 (8)	240,871 (4)	—	1,293,825		
1998	510,438 (8)	63,805	-0.3%	564,224 (8)	354,816 (5)	62,969 (1)	1,492,447		
Total	16,447,494(289)	56,912	—	17,083,747(289)	10,194,293(194)	3,591,591(52)	47,317,125		

### LARGEST CROWDS

HOME	
80,259	vs. Cleveland, Nov. 24, 1966
79,965	vs. St. Louis, Dec. 4, 1966
*66,689	vs. N.Y. Jets, Dec. 4, 1971
†65,180	vs. San Francisco, Nov. 12, 1995
Postseason	
75,504	vs. Green Bay, Jan. 1, 1967
*66,311	vs. San Francisco, Jan. 2, 1972
†65,135	vs. Green Bay, Jan. 14, 1996
Preseason	
78,807	vs. Green Bay, Aug. 28, 1967
*65,405	vs. Houston, Aug. 5, 1972
†63,923	vs. Denver, Aug. 21, 1994

\*Texas Stadium record

†Texas Stadium record after 1985 improvements

### AWAY

Regular Season	
91,505	@ L.A. Raiders, Oct. 25, 1992
84,850	@ Cleveland, Nov. 2, 1969
84,278	@ New Orleans, Nov. 3, 1968
Postseason	
84,483	@ L.A. Rams, Jan. 4, 1976
Preseason	
87,381	@ L.A. Rams, Aug. 8, 1969

### NEUTRAL

Postseason	
98,374	vs. Buffalo @ Pasadena, Jan. 31, 1993
Preseason	
112,376	vs. Houston @ Mexico City, Aug. 15, 1994

### SMALLEST CROWDS

HOME	
†10,000	— vs. San Francisco, Nov. 20, 1960
12,692	— vs. Chicago, Nov. 18, 1962
AWAY	
4,954	— vs. Minnesota, Aug. 5, 1961 in Sioux Falls, S.D.
12,370	— @ N.Y. Jets, Oct. 4, 1987

†Estimated; no turnstiles in Cotton Bowl in 1960 and 1961

### SELLOUT STREAKS

**Longest home sellout streak** — 72 straight games (began 9/9/91 vs. Washington, still active) regular season and playoffs

**Longest road sellout streak** — 74 straight games (began 12/23/90 @ Philadelphia, still active) regular season and playoffs

**Longest home non-sellout** (regular season and playoffs) — 12/16/90 vs. Phoenix (63 straight)

**Longest road non-sellout** (regular season and playoffs) — 11/18/90 @ L.A. Rams (66 straight)

**Longest sellout streak** (home and away - regular season and playoffs) — 146 straight games (began 12/16/90 vs. Phoenix, still active)



# Consecutive Winning Seasons

## LONGEST WINNING STREAKS OF ALL-TIME

1. New York Yankees (1926-1964).....	39
2. Montreal Canadiens (1951/52-1982/83).....	32
3. Boston Bruins (1967/68-1995/96).....	29
4. DALLAS COWBOYS (1966-1985).....	20
5. Baltimore Orioles (1968-1985).....	18
6. Chicago White Sox (1951-1967).....	17
7. Chicago Black Hawks (1960/61-1975/76).....	16
Los Angeles Raiders (1965-1980).....	16
Boston Red Sox (1967-1982).....	16
Philadelphia Flyers (1972/73-1987/88).....	16
Los Angeles Lakers (1976/77-1991/92).....	16
San Francisco 49ers (1983-current).....	16

## THANKSGIVING DAY RECORD

(20-10-1)

1966 W Cleveland 26-14	1983 W St. Louis 35-17
1967 W St. Louis 46-21	1984 W New England 20-17
1968 W Washington 29-20	1985 W St. Louis 35-17
1969 T San Francisco 24-24	1986 L Seattle 31-14
1970 W Green Bay 16-3	1987 L Minnesota 44-38 (OT)
1971 W Los Angeles 28-21	1988 L Houston 25-17
1972 L San Francisco 31-10	1989 L Philadelphia 27-0
1973 L Miami 14-7	1990 W Washington 27-17
1974 W Washington 24-23	1991 W Pittsburgh 20-10
1975 DNP	1992 W N.Y. Giants 30-3
1976 W St. Louis 19-14	1993 L Miami 14-16
1977 DNP	1994 W Green Bay 42-31
1978 W Washington 37-10	1995 W Kansas City 24-12
1979 L Houston 30-24	1996 W Washington 21-10
1980 W Seattle 51-7	1997 L Tennessee 14-27
1981 W Chicago 10-9	1998 L Minnesota 46-36
1982 W Cleveland 31-14	

## COWBOYS' WON-LOST RECORD

(Regular Season)

Vs. AFC – 63-37	On Thanksgiving Day – 20-10-1
On Monday Night Football – 33-25*	Game After Thanksgiving – 22-9
Week After MNF – 26-25+	On Thursdays – 0-1
On Sunday Night Football – 10-6	(non-Thanksgiving)
(ESPN 2-2) (TNT 3-1)	On Saturdays – 10-9
In Overtime – 9-6	On Fridays – 0-1
In Season Openers – 29-9-1	In Domes – 16-10

\*Includes three Monday night games prior to the creation of ABC-TV Monday Night Football.

+Four times the Cowboys final game of the season was on a Monday night. Three times they followed with a bye.






## COWBOYS OVERTIME GAMES

The Cowboys have played in 15 regular season overtime games with a record of 9-6 since the NFL adopted the extra session in 1974.

	Score by Quarters							
	1	2	3	4	OT	— Total	Winning Score	
<i>Sept. 28, 1975 at Texas Stadium</i>								
*St. Louis.....	0	3	14	14	0	— 31	DuPree 3 pass from	
DALLAS.....	0	7	21	3	6	— 37	Staubach at 7:07	
<i>Nov. 2, 1975 at RFK Stadium</i>								
*DALLAS.....	0	17	0	7	0	— 24		
Washington.....	3	7	7	7	6	— 30	Kilmer 1 run at 8:26	
<i>Sept. 18, 1977 at Metropolitan Stadium</i>								
DALLAS.....	0	3	0	7	6	— 16	Staubach 4 run at 8:46	
*Minnesota.....	7	0	0	3	0	— 10		
<i>Oct. 15, 1978 at Busch Stadium</i>								
*DALLAS.....	0	7	14	0	3	— 24	FG Seption 47 at 11:32	
St. Louis.....	7	7	0	7	0	— 21		
<i>Dec. 19, 1981 at Giants Stadium</i>								
*DALLAS.....	0	0	0	10	0	— 10		
N.Y. Giants.....	0	0	7	3	3	— 13	FG Danelo 35 at 8:41	
<i>Oct. 9, 1983 at Texas Stadium</i>								
Tampa Bay.....	10	0	7	7	0	— 24		
*DALLAS.....	7	7	3	7	3	— 27	FG Seption 42 at 10:22	
<i>Oct. 21, 1984 at Texas Stadium</i>								
New Orleans.....	0	17	10	0	0	— 27		
*DALLAS.....	3	0	3	21	3	— 30	FG Seption 41 at 11:18	
<i>Nov. 15, 1987 at Sullivan Stadium</i>								
*DALLAS.....	7	7	0	3	6	— 23	Walker 60 run at 13:10	
New England.....	0	7	0	10	0	— 17		
<i>Nov. 26, 1987 at Texas Stadium</i>								
*Minnesota.....	14	7	7	10	6	— 44	Nelson 24 run at 7:09	
DALLAS.....	0	14	10	14	0	— 38		
<i>Nov. 10, 1991 at The Astrodome</i>								
DALLAS.....	10	3	3	7	0	— 23		
*Houston.....	0	10	3	10	3	— 26	FG Del Greco 23 at :29	
<i>Jan. 2, 1994 at Giants Stadium</i>								
DALLAS.....	3	10	0	0	3	— 16	FG Murray 41 at 4:16	
*N.Y. Giants.....	0	0	10	3	0	— 13		
<i>Sept. 19, 1994 at Texas Stadium</i>								
*Detroit.....	3	7	7	0	3	— 20	FG Hanson 44 at :27	
DALLAS.....	7	0	3	7	0	— 17		
<i>Sept. 17, 1995 at The Hubert H. Humphrey Metrodome</i>								
*DALLAS.....	6	3	0	8	6	— 23	Smith 31 run at 12:34	
Minnesota.....	3	7	0	7	0	— 17		
<i>Nov. 10, 1996 at 3Com Park</i>								
*DALLAS.....	0	7	0	10	3	— 20	FG Boniol 29 at 8:43	
San Francisco.....	10	0	0	7	0	— 17		
<i>Sept. 7, 1997 at Sun Devil Stadium</i>								
*DALLAS.....	6	13	3	0	0	— 22		
Arizona.....	0	7	7	8	3	— 25	FG Butler 20 at 6:30	

\*Won toss to begin overtime

# The Sidelines







The glittering showcase of Cowboys football is Texas Stadium, a state-of-the-art modern football facility which opened on Oct. 24, 1971 with a 44-21 Cowboys victory over New England. Since then, the Cowboys have posted a 164-68 record (.707) overall, including a 16-5 (.762) mark in postseason, at home. Prior to moving to Texas Stadium the Cowboys spent the 1960-71 seasons at the Cotton Bowl, where they posted a 45-33-4 record, including a 2-2 mark in postseason.

Located in the Dallas suburb of Irving, Texas Stadium has a seating capacity of 65,675 and features two DiamondVision color replay screens, 381 luxury suites, three sports bars, 52 concession stands, 40 specialty stands, 86 restrooms, 115 drinking fountains and 130 acres of parking. Texas Stadium's most unique feature is the partial roof which covers fans from inclement weather, but leaves the game outdoors. Texas Stadium also boasts the luxurious Stadium Club, one of Dallas' premier locations for private parties, banquets and convention gatherings.

The Corral, outside Gate 8, features food, beverage, entertainment and large screen televisions for fan hospitality before, during and after all Cowboys home games and special events.

Complete banquet, catering and special event services are available for private groups at Texas Stadium. Information on hosting an event can be obtained by calling 972-785-4000.


Tours of Texas Stadium are available hourly Monday through Saturday from 10:00 a.m. to 3:00 p.m., and Sundays, when no events are scheduled, from 11:00 a.m. to 3:00 p.m. Call 972-785-4780 for more information.

The Cowboys souvenir shop, The Pro Shop, is also open daily on the grounds outside the stadium at Gate 8.

**Texas Stadium**  
**2401 E. Airport Freeway ★ Irving, TX 75062**  
**972-785-4000**



## Cowboys Summer Training Camp



One of the annual highlights for Dallas Cowboys fans is the opportunity to visit Dallas Cowboys Training Camp at Midwestern State University in Wichita Falls, Texas. The 1999 camp marks the team's 10th camp in Texas.

Midwestern State University is a convenient location for Cowboys fans throughout Texas and the neighboring states to visit. In each of the past nine seasons, the Cowboys have drawn an average of nearly 100,000 fans to the summer practice sessions and the annual scrimmages with other NFL teams.

The camp at Midwestern State University offers a rare opportunity for Cowboys' fans from all over the State of Texas and the Southwest to get an "up close and personal look" at their favorite team with all practice sessions free and open to the public.

Some of the training camp activities that take place each year during camp include the Cowboys' Golf Tournament, practices and scrimmages with other NFL teams.

### Training Camp Facts

- LOCATION:** Midwestern State University, Wichita Falls, Texas.  
Directions: Take U.S. Highway 81/287 North to Wichita Falls. At Wichita Falls, take the Midwestern State University exit, which is a left exit, onto U.S. 79/281 – Jacksboro/Archer City. Take the next exit, which will be to the right on Midwestern Parkway. Follow Midwestern Parkway for 2.7 miles until you cross Taft Blvd. The university will be on your right.
- DATES:** This year camp opens on Monday, July 26 and runs through Wednesday, Aug. 25.
- WICHITA FALLS:** Wichita Falls has a population of approximately 140,000 people and is the largest city within a 100-mile radius. Located 15 miles south of the Oklahoma border, it is equidistant from Dallas-Ft. Worth and Oklahoma City. Wichita Falls is also home to Sheppard Air Force Base, home of the NATO jet pilot training program and the largest employer in the city.
- PRACTICES:** Cowboys practice sessions at Midwestern State University are open to the public free of charge. Public parking is available on campus during practice times.
- INFORMATION:** Further information on Cowboys training camp, and training camp sponsorships, can be obtained by calling the Dallas Cowboys Offices in Irving at 972-556-9900.





## DALLAS COWBOYS TRAVEL

Cowboys Center  
214-556-2800

1-800-6-COWBOY

Dallas Cowboys Travel is a full-service travel agency specializing in packages for the Cowboys fan. Anywhere, anytime the Cowboys play, call Dallas Cowboys travel for all your arrangements. Packages include accommodations at the team hotel, game day breakfast, game tickets, bus transportation to and from the game and more. The agency also handles international, corporate and leisure travel arrangements.

## Cowboys on the Road Hotel Headquarters on the Road

### Home Games

DFW Airport Marriott .....972/929-8800

### Cleveland, August 9

Radisson Hotel Akron City Centre .....330/384-1500

### Oakland, August 15

Crowne Plaza Foster City .....650/570-5700

### New England, August 21

Providence Biltmore .....401/421-0700

### Washington, September 12

Capital Hilton .....202/393-1000

### Philadelphia, October 10

Philadelphia Marriott .....215/625-2900

### New York Giants, October 18

Hilton Hasbrouck Heights .....201/288-6100

### Indianapolis, October 31

Hyatt Regency Indianapolis .....317/632-1234

### Minnesota, November 8

Radisson Plaza Hotel Minneapolis .....612/339-4900

### Arizona, November 21

Hilton Mesa Pavilion .....602/833-5555

### New England, December 5

Providence Biltmore .....401/421-0700

### New Orleans, December 24

LeMeridien .....504/525-6500

## Official Dallas Cowboys Fan Club



### Official Dallas Cowboys #1 Fan Club

Be a part of the exciting action of the Dallas Cowboys all year long. The Official Dallas Cowboys #1 Fan Club offers members exclusive premium items, discounts on special items throughout the year, as well as discounts on travel, the *Dallas Cowboys Official Weekly*, and more. Call for more information or to join: 972-556-9978 between 2-5 p.m. (central time) Monday-Friday.



The Dallas Cowboys Cheerleaders recently reached a major milestone in the entertainment industry by making more international entertainment trips to U.S. military bases than any other professional performer or group over the course of the past decade. In 1999, the world famous organization celebrates their 28th season on the sidelines of Texas Stadium.

The Cowboys transformed the idea of sideline cheerleaders in 1972 when they mixed a unique blend of glamour and dance with an old football tradition. Nobody at the time predicted the Dallas Cowboys Cheerleaders would become an international phenomenon, but that's precisely what happened.


The image and style of the Cowboys Cheerleaders has had an enormous influence on entertainment in sports. But while the Cowboys Cheerleaders have been imitated throughout the sports world, no one has been able to equal their stature.

The strength of their national popularity was evident during the 1970's when two made-for-TV movies about the Cowboys Cheerleaders drew top ratings. That popularity has continued to grow in the 1990s with an annual ESPN Swimsuit Show and appearances on Saturday Night Live, The David Letterman Show and the Today Show.

Besides being an integral part of Cowboys games at Texas Stadium, the Cheerleaders perform at numerous state fairs, college halftime shows and events around the country.

The Cowboys Cheerleaders also donate their time to many charitable and civic causes. Every year the Cheerleaders visit hospitals, nursing homes and schools. They perform at telethons and fund-raising events around the United States, and they bring their special brand of goodwill to American military bases in places like Korea, the Philippines, Cuba, Panama, Italy, the Indian Ocean, the Persian Gulf, Albania, Bosnia, and Macedonia.

The Cowboys Cheerleaders' annual USO/Department of Defense tours every Christmas and spring have become a special tradition. Since 1979, the Cheerleaders have visited and entertained hundreds of thousands of United States military personnel all over the world on 38 USO/DOD tours and have received the first-ever "Spirit of Hope" award from the USO in recognition of their distinguished service to American troops stationed overseas.



**Kelli McGonagill Finglass**  
Director



**Judy Trammell**  
Choreographer

### 1999-2000 VETERANS

Pennie Booker ..... 6 Yrs.  
Alice Phillips ..... 5 Yrs.  
Terra Watson ..... 5 Yrs.  
Cindi Alsobrook ..... 4 Yrs.  
Julie Cash ..... 4 Yrs.

Cheryl Gates ..... 4 Yrs.  
Megan Willsey ..... 4 Yrs.  
Pamela Jagger ..... 3 Yrs.  
Shaina McElroy ..... 3 Yrs.  
Tanéa Brooks ..... 2 Yrs.

Kristin Ditto ..... 2 Yrs.  
Melissa Medlock ..... 2 Yrs.  
Megan Sims ..... 2 Yrs.  
Nora Tagle ..... 2 Yrs.

### 1999-2000 ROOKIES

Carlene Bollengier  
Kenia Brown  
Bobbi Claar  
Carolyn Clifton  
Jill Decker  
Melani Feinberg

Sara Fulghum  
Heather Marley  
Amy McDonald  
Angie Michell  
Emily Newton  
Jennifer Nobra

Misty Pitts  
Sarah Shahi  
Kim Sivils  
Amber Strauser  
Tracy Weir





## Cowboys on Radio

For the ninth straight year, KVIL-FM 103.7 will bring digital sound to the National Football League with its broadcast of all Dallas Cowboys football games. State-of-the-art technology enables KVIL-FM to broadcast Cowboys games at home and away to a Metroplex audience in digital sound. Once again, KVIL will originate all games broadcast across "The Dallas Cowboys Radio Network," on over 80 stations in eight states.

Brad Sham, the play-by-play voice of the Dallas Cowboys in 1999, is marking his 21st season in the Cowboys booth. Former Cowboys quarterback Babe Laufenberg brings his eight years of NFL experience to the color commentary for the second year. KVIL's creative approach to pre-game coverage begins two hours prior to each kickoff and includes interviews with head coach Chan Gailey and quarterback Troy Aikman, as well as other features with players and coaches and insights from former Cowboys All-Pro defensive back Charlie Waters. Live post-game locker room interviews with players and coaches will follow each game, as well as a highlights show and network-wide call-in show hosted by Cowboys great Drew Pearson.

Cowboys games will also be broadcast in Spanish on the "Dallas Cowboys Radio Network in Spanish" to stations throughout Texas, the southwest and Mexico. Armando Quintero will call the action for the Cowboys games that will originate on KRVA-AM/FM in the Dallas/Fort Worth area.

### The Dallas Cowboys Radio Network

**TEXAS:** Abilene, KGMM (1280-AM); Alpine, KVLV (1240-AM); Amarillo, KGNC (710-AM); Austin, KVET (1300-AM); Beaumont, KLVJ (1300-AM); Brady, KNEL (95.3-FM); Brownwood, KBWD (1380-AM); Burkburnett, KYI (104.7-FM); Bryan-College Station, WTAW (1150-AM); Carthage, KGAS (104.3-FM); Center, KDET (102.3-FM); Comanche, KCOM (1550-AM); Corpus Christi, KEYS (1440-AM); Crockett, KBHT (95.3-FM); Dallas-Fort Worth, KVIL (103.7-FM); Del Rio, KTJK (1230-AM); Denison, KMKT (93.1-FM); Edinburg, KURV (710-AM); El Paso, KROD (600-AM); Fort Stockton, KFST (860-AM); Fredericksburg, KNAF (910 AM); Gonzales, KCTI (1450-AM/106.3-FM); Graham, KSWA (1330-AM); Haskell, KVRP (95.5-FM); Hereford, KPAN (106.3-FM/860-AM); Horseshoe Bay, KBAE (104.9-FM); Houston, KLOL (101.1-FM); Jacksonville, KLJT (102.3-FM); Lamesa, KPET (690-AM); Laredo, KHOY (88.1 FM); Liberty, KSHN (99.9-FM); Longview, KFRO (95.3-FM); Lubbock, KXTQ (950-AM); Lufkin, KTBO (107.7-FM); Madisonville, KMVL (100.5-FM); Marble Falls, KBAE (104.9-FM); Marshall, KCUL (92.3-FM); Mexia, KYCX (104.9-FM); Marshall, KCUL (92.3-FM); Midland, KODM (97.9-FM); Mt. Pleasant, KALK (97.7-FM); Nacogdoches, KTBO (107.7-FM); Navasota, KWBC (1550-AM); Odessa, KODM (97.9-FM); Paris, KPLT (1490-AM); Plainview, KKYN (1090-AM); San Angelo, KKSA (1260-AM), KIXY (94.7-FM); San Antonio, WOAI (1200-AM); Sherman, KMKT (93.1-FM); Stephenville, KSTV (93.1-FM); Sulphur Springs, KSST (1230-AM); Sweetwater, KXOX (1240-AM); Temple, KTEM (1400-AM); Texarkana, KCMC (740-AM); Tyler, KTBB (600-AM); Waco, KRZI (1660-AM), KRXI (1580-AM); Wichita Falls, KYI (104.7-FM).

**ARKANSAS:** Crossett, KAGH (800-AM).

**DELAWARE:** Newark, WNRK (1260-AM).

**LOUISIANA:** Lafayette, KPEL (1420-AM); Shreveport, KFLO (560-AM/106.7-FM).

**NEVADA:** Las Vegas, KENO (1460-AM).

**NEW MEXICO:** Albuquerque, KKOB (770-AM); Artesia, KBIM (94.9-FM); Carlsbad, KBIM (94.9-FM); Gallup, KYVA (1230-AM); Hobbs, KBIM (94.9-FM); Lovington, KBIM (94.9-FM); Maljamar, KBIM (94.9-FM); Roswell, KBIM (94.9-FM).

**OKLAHOMA:** Altus, KWHW (1450-AM); Anadarko, KRPT (103.7 FM); Ardmore, KVSO (1240-AM); Bartlesville, KRIG (104.9-FM); Duncan/Lawton, KXCA (1380-AM); Durant, KMKT (93.1-FM); Oklahoma City, KOMA (1520-AM); Tulsa, KQLL (1430-AM).

### The Dallas Cowboys Spanish Radio Network

**TEXAS:** Abilene, KBBA (1470-AM); Dallas/Ft. Worth, KRVA (1600-AM); El Paso, KAMA (750-AM); Houston, KLAT (1010-AM); Lubbock, KBZO (1460-AM); McAllen/Brownsville, KGBT (1530-AM); Midland/Odessa, KERB (1230-AM); San Antonio, KCOR (1350-AM).


**CALIFORNIA:** Los Angeles, KWKW (1330-AM).

**MEXICO:** Grupo Radio Centro, XERC (97.7-FM).



## Cowboys on Television

# SILVERSTAR NETWORK



The SilverStar Network is the television production and syndication unit of the Dallas Cowboys Football Club. Now in its ninth year, the SilverStar Network produces and distributes some of the most-watched programs in the region — Dallas Cowboys preseason games, weekly programs, and specials throughout the year. These programs are televised in Dallas/Fort Worth and over 30 other markets throughout Texas, Arkansas, Louisiana, New Mexico and Oklahoma.

The Cowboys weekly shows during the preseason and regular season keep Dallas Cowboys fans abreast of the latest Cowboys stories making news and of key issues in the National Football League:

### “Cowboys Special Edition with Jerry Jones”

Airs Saturdays at 6:30 p.m. from July 23, 1999, through the postseason on KTVT TV-11 in Dallas/Fort Worth, and at locally scheduled times throughout the Dallas Cowboys syndicated network.

### “The Chan Gailey Show”

Airs Sundays from Sept. 12, 1999, through the postseason on KTVT TV-11 in Dallas/Fort Worth, and at locally scheduled times throughout the Dallas Cowboys syndicated network.

### Cadena de Plata

Cadena de Plata broadcasts all Dallas Cowboys games in Spanish to affiliates throughout the Southwestern United States and the Republic of Mexico. Cadena de Plata (Silver Network) began broadcasting Cowboys preseason games in 1995 with original Spanish language television productions. Since then, Cadena de Plata has expanded to provide radio broadcasts of all Cowboys preseason, regular-season and postseason games to 18 United States markets and 14 Mexico markets.

Albuquerque, KTEL-15; Austin, KGBS-65; Corpus Christi, KTMV-8; Eagle Pass, KVAW-16; El Paso, XHII-44; Lubbock, KXTQ-46; McAllen/Brownsville, XRIO-2; San Antonio, KTMV-21; Victoria, KGBS-51; Waco, Cablevision-16.

## Cowboys in Print

# DALLAS COWBOYS *Official* WEEKLY

*Dallas Cowboys Official Weekly* remains one of the largest team publications in sports with a circulation of nearly 55,000. The 25-year-old *Cowboys Weekly* reaches fans across the nation 32 times a year with action photos, game stories, inside information, profiles of players and cheerleaders and much more. Fans interested in subscribing to the *DCW* should call 972-556-9972. An annual subscription for 32 issues is priced at \$39.00.

## Cowboys on the Web

The Dallas Cowboys homepage can be found at [www.dallascowboys.com](http://www.dallascowboys.com). It is the most comprehensive spot on the Internet for up-to-date information on the Dallas Cowboys and the Dallas Cowboys Cheerleaders. Updated daily with schedules, press releases, statistics and player bios, the Cowboys homepage is a must-see for anyone with a computer. You can also see and order the latest Cowboys merchandise through the Cowboys Pro Shop at [www.dallascowboys.com](http://www.dallascowboys.com).





## Community Outreach and the Dallas Cowboys

### *The Jerry Jones Family*

For the past 10 years, Jerry Jones and his family have owned and operated the Dallas Cowboys with a management style that places just as much of an emphasis on community leadership as it does on the goal of winning the Super Bowl. The dominant theme which underscores the Cowboys role in the community is to maximize the visibility, energy and celebrity of the world's most recognizable sports franchise and use those dynamic forces as a powerful means to help others.

The results on the field have brought championships to Dallas. The results away from the field have touched the lives of thousands.

### *The Mission*

"In the area of community service, our organization's mission is built upon an overall philosophy of helping those who don't have the strength, the resources or the means to help themselves," says Jones. "As a sports entity that has enjoyed unprecedented success and recognition for four decades, we feel a very strong obligation to transfer that championship tradition – and the magic that it creates – toward the bigger purpose of making a difference."

Jones enlists the talents, skills and resources of his entire family, all of the Cowboys players, and every member of the organization to provide a cutting edge approach to community outreach. "Any personal contact with an individual member of our organization can provide help for hundreds of people in need," adds Jones. "The star on the helmet can move mountains."

### *The Army and the Star*

The Jones family's dynamic association with the Salvation Army is a visible example of the creative and innovative manner in which the Cowboys can make a difference in the world.

For the past two seasons, the Jones family has dedicated the Cowboys annual

Thanksgiving Day halftime show as a national showcase to kickoff the Salvation Army's annual Kettle Drive. The team's association with network television has spawned a donation of \$20 million worth of airtime to present nationally televised entertainment extravaganzas that have created a new holiday tradition.

Under the direction of Charlotte Jones Anderson, the Cowboys have produced the annual halftime event and welcomed nationally renowned entertainers Reba McEntyre and Randy Travis to highlight each of the two Kettle Kickoff celebrations.

Both efforts have resulted in increases of over \$20 million, for the Army, from the previous year's total – while reaching over 180 million people nation-wide.

On the local Salvation Army front, The Gene and Jerry Jones Family Center for Children opened in November of 1998 in conjunction with the Army. The center offers low-income families accessibility to affordable childcare programs that meet the needs of quality care and intellectual development. The Jones family's sponsorship of the Army's annual "Super Lunch" provided the funding for the children's center.

Gene and Jerry are members of the Salvation Army's Dallas County Board and the National Advisory Board respectively. The family was presented the Army's Partner of the Year Award in 1997 and in 1999 received the Evangeline Booth Award, one of the Army's highest national community service awards.





## Magic by Association

Maximizing the "magic" of the Dallas Cowboys celebrity, and using that influence to assist others through community service, is the backbone of the organization's mission away from the field of competition. Each year, the team fulfills thousands of requests for ticket packages and autographed memorabilia items that can produce proceeds that range from \$100 to tens




of thousands of dollars per donation. Non-profit player appearances for charity, and "Make-A-Wish" visits are a staple item in every Cowboys player contract. In addition, the Gene and Jerry Jones Family/Dallas Cowboys Charities is the active philanthropic arm of the organization that annually makes significant contributions to organizations on both the local and national levels. In April of 1999, Gene and Jerry Jones made a \$1 million gift to the Library of

Congress for the purpose of promoting education on the national and international levels.


A wide variety of recent charitable efforts highlight the Jones family's continued activity in the local community. Some of those events include: "First Downs for Downs Syndrome," a season-long program in which the Cowboys' offensive production on the playing field produced corporate funding for downs syndrome; a record setting celebrity roast of Jerry Jones for St. Philips School in Dallas - a facility where the team had previously funded a new playground; the Ticket Art Program, which featured the artwork of regional children's hospital patients on Dallas Cowboys season tickets in 1997 and raised money for the children's respective hospitals; the annual Cystic Fibrosis Sports Challenge that is hosted at the team's Valley Ranch headquarters; the "Be Cool, Go To School" program, which rewards Dallas city schools who boast the best attendance with a visit from a Cowboys player and team mascot Rowdy; and with the guidance of special teams coach Joe Avezzano, the Cowboys have been major supporters of the Special Olympics effort in North Texas for nearly a decade.

Jerry Jones' passion for helping those who have been hit with adversity has inspired him to enlist the assistance of his players on several goodwill missions that have touched the hearts of those in need. The organization's presence in these areas often extends far beyond the boundaries of the Dallas-Fort Worth area. In the spring of 1997, Jones joined Cowboys Troy Aikman, Herschel Walker and Charles Haley on a relief trip to the tornado-ravaged state of Arkansas. Three years earlier, the entire World Champion Cowboys team went to the Oklahoma City bombing site within two weeks of the tragedy.

The Cowboys are also very active in raising a large portion of the annual funds for the Happy Hill Farm and Academy. The Dallas Cowboys Wives Cookbook and the team's annual Kickoff Luncheon serve as major revenue producers for the local academy that houses and educates abused and neglected children. The academy is also home to the Dallas Cowboys Courage House.







Under the enthusiastic guidance of Gene Jones, who serves as a member of the board of trustees for Children's Medical Center of Dallas, the entire Cowboys team has conducted annual Christmas visits to local children's hospitals in each of the past 10 years. The holiday visitation program, which involves not only every player, but also the Dallas Cowboys Cheerleaders, now extends to five different hospitals throughout Dallas and Ft. Worth.

Each year, the Cowboys underwrite and produce the annual "Dallas Cowboys Let Us Play! Sports Camp for Girls," a three-day camp for inner-city girls between the ages of 12 to 15 which encourages involvement in athletics for women with a focus on building character and self-esteem in at-risk youths. The team also sponsors a free coaching clinic for regional youth league and middle school coaches, from seven states, who spend a day with head coach Chan Gailey and the entire Cowboys coaching staff at Texas Stadium.

### *Ambassadors of Good Cheer*

The world famous Dallas Cowboys Cheerleaders organization is completely subsidized by the club for the primary purpose of providing goodwill and a sense of caring on a local, national and international platform. Aside from their obvious presence on game days and their diligent work in local hospitals and homes for the elderly, the Dallas Cowboys Cheerleaders have now made more U.S.O. visits to U.S. troops stationed overseas than the legendary Bob Hope.



### *Powerful Partnership with the NFL*

Through national public service announcements, local promotional events and their association with the NFL, the Cowboys are responsible for \$1 million in annual support of the United Way each year. In addition, the Cowboys and the entire NFL have formed a partnership that will designate \$1 million of annual support to the development of youth football programs throughout the country. In conjunction with that effort, the Cowboys recently presented Dallas' Moorland YMCA with the funding to build new football fields to support their growing youth football program.



For years, Gene and Jerry Jones have been avid supporters of the Susan G. Komen Foundation and Race for the Cure for Breast Cancer. This year, as part of the NFL's national sponsorship, the Cowboys will be a major sponsor of The Race for the Cure.



## A Family Passion

The operation of the Dallas Cowboys is a very visible family passion for Gene and Jerry Jones and their three children. Jerry Jones serves as the club's owner and general manager, while Stephen Jones (player personnel), Charlotte Jones Anderson (marketing, special events and community relations) and Jerry Jones, Jr. (legal operations) are all actively involved with the daily management of the club as vice presidents. Their shared dedication



to community involvement has been a family source of pride for several years, and it extends far beyond the realm of the athletic world.

Gene Jones is also a current member of the advisory board for the Meadows School for the Arts at Southern Methodist University, the board of directors for the John G. Tower Center for Political Studies at SMU, the advisory board for Family Gateway and the Children's Education Fund advisory board. She has previously served on the advisory board for the March of Dimes, the executive board of TACA and the executive board of the Mental Health Center. She has also been a member of the Dallas Symphony League and the Associates of the Dallas Museum of Art. In addition, she has been a past honorary chairman for major fund-raising events that benefited Neurofibromatosis and the Easter Seals Society.

In the spring of 1998, the Jones' hosted a celebrity fundraiser at their home with Lauren Becall as the featured guest. On that one evening, for the benefit of SMU's Meadows Foundation, the family helped produce the single largest

fund raising event in University history. As a result of her efforts, the University established the Gene Jones Scholarship in her honor.

Jerry Jones has a lifetime association with the Boys and Girls Clubs of America. He currently serves as a national trustee for the Southwest region of the organization, and he was recently named the Man of the Year by the Boys and Girls Clubs of Little Rock, Arkansas.







# 1998 Final Standings

## AMERICAN FOOTBALL CONFERENCE

### Eastern Division

	W	L	T	Pct.	Pts.	OP
† N.Y. Jets	12	4	0	.750	416	266
* Miami	10	6	0	.625	321	265
* Buffalo	10	6	0	.625	400	333
* New England	9	7	0	.563	337	329
Indianapolis	3	13	0	.188	310	444

### Central Division

	W	L	T	Pct.	Pts.	OP
† Jacksonville	11	5	0	.688	392	338
Tennessee	8	8	0	.500	330	320
Pittsburgh	7	9	0	.438	263	303
Baltimore	6	10	0	.375	269	335
Cincinnati	3	13	0	.188	268	452

### Western Division

	W	L	T	Pct.	Pts.	OP
† Denver	14	2	0	.875	501	309
Oakland	8	8	0	.500	288	356
Seattle	8	8	0	.500	372	310
Kansas City	7	9	0	.438	327	363
San Diego	5	11	0	.313	241	342

## NATIONAL FOOTBALL CONFERENCE

### Eastern Division

	W	L	T	Pct.	Pts.	OP
† Dallas	10	6	0	.625	381	275
* Arizona	9	7	0	.563	325	378
* N.Y. Giants	8	8	0	.500	287	309
Washington	6	10	0	.375	319	421
Philadelphia	3	13	0	.188	161	344

### Central Division

	W	L	T	Pct.	Pts.	OP
† Minnesota	15	1	0	.938	556	296
* Green Bay	11	5	0	.688	408	319
Tampa Bay	8	8	0	.500	314	295
Detroit	5	11	0	.313	306	378
Chicago	4	12	0	.250	276	368

### Western Division

	W	L	T	Pct.	Pts.	OP
† Atlanta	14	2	0	.875	442	289
* San Francisco	12	4	0	.750	479	328
New Orleans	6	10	0	.375	305	359
Carolina	4	12	0	.250	336	413
St. Louis	4	12	0	.250	285	378

† Division Champion; \* Wild Card Team

## 1998 NFL POSTSEASON AT A GLANCE

(Home team in caps)

### AFC Wild Card Playoff Games

MIAMI 24, Buffalo 17  
JACKSONVILLE 25, New England 10

### AFC Divisional Playoff Games

DENVER 38, Miami 3  
N.Y. JETS 34, Jacksonville 24

### AFC Championship Game

DENVER 23, N.Y. Jets 10

### NFC Wild Card Playoff Games

Arizona 20, DALLAS 7  
SAN FRANCISCO 30, Green Bay 27

### NFC Divisional Playoff Games

ATLANTA 20, San Francisco 18  
MINNESOTA 41, Arizona 21

### NFC Championship Game

ATLANTA 30, Minnesota 27 (OT)

### Super Bowl XXXIII at Pro Player Stadium, Miami, Florida

Denver (AFC) 34, Atlanta (NFC) 19

### AFC-NFC Pro Bowl at Aloha Stadium, Honolulu, Hawaii

AFC 23, NFC 10





## 1999 NATIONAL FOOTBALL LEAGUE SCHEDULE



(All Times Local)

**SUNDAY, SEPTEMBER 12 (First Weekend)****(Open Date: San Diego)**

Arizona at Philadelphia	1:00
Baltimore at St. Louis	12:00
Buffalo at Indianapolis	12:00
Carolina at New Orleans	12:00
Cincinnati at Tennessee	12:00
Dallas at Washington	1:00
Detroit at Seattle	1:15
Kansas City at Chicago	12:00
Minnesota at Atlanta	4:15
New England at New York Jets	1:00
New York Giants at Tampa Bay	4:15
Oakland at Green Bay	12:00
San Francisco at Jacksonville	4:15
Pittsburgh at Cleveland	8:20

**MONDAY, SEPTEMBER 13**

Miami at Denver	7:00
-----------------	------

**SUNDAY, SEPTEMBER 19 (Second Weekend)****(Open Date: St. Louis)**

Arizona at Miami	1:00
Cleveland at Tennessee	3:15
Denver at Kansas City	3:15
Green Bay at Detroit	1:00
Indianapolis at New England	1:00
Jacksonville at Carolina	1:00
New Orleans at San Francisco	1:05
Oakland at Minnesota	12:00
Pittsburgh at Baltimore	1:00
San Diego at Cincinnati	1:00
Seattle at Chicago	12:00
Tampa Bay at Philadelphia	1:00
Washington at Jacksonville	1:00
New York Jets at Buffalo	8:20

**MONDAY, SEPTEMBER 20**

Atlanta at Dallas	8:00
-------------------	------

**SUNDAY, SEPTEMBER 26 (Third Weekend)****(Open Dates: Dallas, Miami, New Orleans)**

Atlanta at St. Louis	12:00
Chicago at Oakland	1:15
Cincinnati at Carolina	1:00
Cleveland at Baltimore	1:00
Denver at Tampa Bay	1:00
Detroit at Kansas City	12:00
Indianapolis at San Diego	1:05
Minnesota at Green Bay	3:15
Philadelphia at Buffalo	1:00
Seattle at Pittsburgh	1:00
Tennessee at Jacksonville	4:05
Washington at New York Jets	1:00
New York Giants at New England	8:20

**MONDAY, SEPTEMBER 27**

San Francisco at Arizona	6:00
--------------------------	------

**SUNDAY, OCTOBER 3 (Fourth Weekend)****(Open Dates: Detroit, Green Bay, Indianapolis)**

Arizona at Dallas	12:00
Baltimore at Atlanta	1:00
Carolina at Washington	4:05
Jacksonville at Pittsburgh	1:00
Kansas City at San Diego	1:15
New England at Cleveland	1:00
New Orleans at Chicago	12:00
New York Jets at Denver	2:15
Philadelphia at New York Giants	1:00
St. Louis at Cincinnati	1:00
Tampa Bay at Minnesota	12:00
Tennessee at San Francisco	1:15
Oakland at Seattle	5:20

**MONDAY, OCTOBER 4**

Buffalo at Miami	9:00
------------------	------

**SUNDAY, OCTOBER 10 (Fifth Weekend)****(Open Dates: Carolina, Seattle, Washington)**

Atlanta at New Orleans	12:00
Baltimore at Tennessee	3:15
Chicago at Minnesota	12:00
Cincinnati at Cleveland	1:00
Dallas at Philadelphia	1:00
Denver at Oakland	1:15
Miami at Indianapolis	3:15
New England at Kansas City	12:00
New York Giants at Arizona	1:05
Pittsburgh at Buffalo	1:00
San Diego at Detroit	1:00
San Francisco at St. Louis	12:00
Tampa Bay at Green Bay	7:20

**MONDAY, OCTOBER 11**

Jacksonville at New York Jets	9:00
-------------------------------	------

**SUNDAY, OCTOBER 17 (Sixth Weekend)****(Open Dates: Baltimore, Kansas City, Tampa Bay)**

Carolina at San Francisco	1:15
Cleveland at Jacksonville	1:00
Green Bay at Denver	2:15
Indianapolis at New York Jets	1:00
Miami at New England	1:00
Minnesota at Detroit	1:00
Oakland at Buffalo	1:00
Philadelphia at Chicago	12:00
Pittsburgh at Cincinnati	1:00
St. Louis at Atlanta	1:00
Seattle at San Diego	1:05
Tennessee at New Orleans	12:00
Washington at Arizona	5:20

**MONDAY, OCTOBER 18**

Dallas at New York Jets	9:00
-------------------------	------

**THURSDAY, OCTOBER 21 (Seventh Weekend)****(Open Dates: Arizona, Jacksonville, Tennessee)**

Kansas City at Baltimore	8:20
--------------------------	------

**SUNDAY, OCTOBER 24**

Buffalo at Seattle	1:15
Chicago at Tampa Bay	1:00
Cincinnati at Indianapolis	12:00
Cleveland at St. Louis	12:00
Denver at New England	1:00
Detroit at Carolina	1:00
Green Bay at San Diego	1:05
New Orleans at New York Giants	1:00
New York Jets at Oakland	1:15
Philadelphia at Miami	1:00
San Francisco at Minnesota	12:00
Washington at Dallas	12:00

**MONDAY, OCTOBER 25**

Atlanta at Pittsburgh	9:00
-----------------------	------

**SUNDAY, OCTOBER 31 (Eighth Weekend)****(Open Dates: New York Jets, Pittsburgh, San Francisco)**

Buffalo at Baltimore	1:00
Carolina at Atlanta	1:00
Chicago at Washington	1:00
Cleveland at New Orleans	12:00
Dallas at Indianapolis	1:00
Jacksonville at Cincinnati	1:00
Miami at Oakland	1:05
Minnesota at Denver	2:15
New England at Arizona	2:05
New York Giants at Philadelphia	1:00
St. Louis at Tennessee	12:00
San Diego at Kansas City	12:00
Tampa Bay at Detroit	8:20

**MONDAY, NOVEMBER 1**

Seattle at Green Bay	8:00
----------------------	------



# THE SIDELINES



## SUNDAY, NOVEMBER 7 (Ninth Weekend) (Open Dates: New England, New York Giants, Oakland)

Arizona at New York Jets	1:00
Baltimore at Cleveland	1:00
Buffalo at Washington	1:00
Chicago at Green Bay	12:00
Cincinnati at Seattle	1:15
Denver at San Diego	1:15
Jacksonville at Atlanta	1:15
Kansas City at Indianapolis	1:00
Philadelphia at Carolina	1:00
Pittsburgh at San Francisco	1:15
St. Louis at Detroit	1:00
Tampa Bay at New Orleans	3:05
Tennessee at Miami	8:20

### MONDAY, NOVEMBER 8

Dallas at Minnesota	8:00
---------------------	------

## SUNDAY, NOVEMBER 14 (Tenth Weekend) (Open Date: Atlanta)

Baltimore at Jacksonville	4:05
Carolina at St. Louis	12:00
Cleveland at Pittsburgh	1:00
Detroit at Arizona	2:15
Green Bay at Dallas	3:15
Indianapolis at New York Giants	1:00
Kansas City at Tampa Bay	1:00
Miami at Buffalo	1:00
Minnesota at Chicago	12:00
San Diego at Oakland	1:05
San Francisco at New Orleans	12:00
Tennessee at Cincinnati	1:00
Washington at Philadelphia	1:00
Denver at Seattle	5:20

### MONDAY, NOVEMBER 15

New York Jets at New England	9:00
------------------------------	------

## SUNDAY, NOVEMBER 21 (Eleventh Weekend) (Open Date: Minnesota)

Atlanta at Tampa Bay	1:00
Baltimore at Cincinnati	4:05
Buffalo at New York Jets	1:00
Carolina at Cleveland	1:00
Chicago at San Diego	1:15
Dallas at Arizona	2:15
Detroit at Green Bay	12:00
Indianapolis at Philadelphia	1:00
New England at Miami	1:00
New York Giants at Washington	4:15
Pittsburgh at Tennessee	12:00
St. Louis at San Francisco	1:15
Seattle at Kansas City	12:00
New Orleans at Jacksonville	8:20

### MONDAY, NOVEMBER 22

Oakland at Denver	7:00
-------------------	------

## THURSDAY, NOVEMBER 25 (Twelfth Weekend) (Open Date: Denver)

Chicago at Detroit	12:40
Miami at Dallas	3:15

### SUNDAY, NOVEMBER 28

Arizona at New York Giants	1:00
Cincinnati at Pittsburgh	1:00
Jacksonville at Baltimore	1:00
Kansas City at Oakland	1:15
New England at Buffalo	1:00
New Orleans at St. Louis	12:00
New York Jets at Indianapolis	4:15
Philadelphia at Washington	1:00
San Diego at Minnesota	12:00
Tampa Bay at Seattle	1:05
Tennessee at Cleveland	1:00
Atlanta at Carolina	8:20

### MONDAY, NOVEMBER 29

Green Bay at San Francisco	6:00
----------------------------	------

## THURSDAY, DECEMBER 2 (Thirteenth Weekend) (Open Date: Buffalo)

Pittsburgh at Jacksonville	8:20
----------------------------	------

### SUNDAY, DECEMBER 6

Cleveland at San Diego	1:15
Green Bay at Chicago	12:00
Indianapolis at Miami	1:00
Kansas City at Denver	2:15
New Orleans at Atlanta	2:05
New York Jets at New York Giants	1:00
Philadelphia at Arizona	2:05
St. Louis at Carolina	1:00
San Francisco at Cincinnati	1:00
Seattle at Oakland	1:15
Tennessee at Baltimore	1:00
Washington at Detroit	1:00
Dallas at New England	8:20

### MONDAY, DECEMBER 6

Minnesota at Tampa Bay	9:00
------------------------	------

## THURSDAY, DECEMBER 9 (Fourteenth Weekend) (Open Date: Chicago)

Oakland at Tennessee	7:20
----------------------	------

### SUNDAY, DECEMBER 12

Arizona at Washington	1:00
Atlanta at San Francisco	1:15
Baltimore at Pittsburgh	1:00
Carolina at Green Bay	12:00
Cleveland at Cincinnati	1:00
Detroit at Tampa Bay	1:00
Miami at New York Jets	4:05
New England at Indianapolis	1:00
New York Giants at Buffalo	1:00
Philadelphia at Dallas	12:00
St. Louis at New Orleans	12:00
San Diego at Seattle	1:05
Minnesota at Kansas City	7:20

### MONDAY, DECEMBER 13

Denver at Jacksonville	9:00
------------------------	------

## SATURDAY, DECEMBER 18 (Fifteenth Weekend) (Open Date: Cincinnati)

Pittsburgh at Kansas City	11:40a
San Francisco at Carolina	4:15

### SUNDAY, DECEMBER 19

Atlanta at Tennessee	12:00
Detroit at Chicago	12:00
Jacksonville at Cleveland	1:00
New England at Philadelphia	1:00
New Orleans at Baltimore	1:00
New York Giants at St. Louis	12:00
New York Jets at Dallas	3:15
San Diego at Miami	1:00
Seattle at Denver	2:15
Tampa Bay at Oakland	1:05
Washington at Indianapolis	1:00
Buffalo at Arizona	6:20

### MONDAY, DECEMBER 20

Green Bay at Minnesota	8:00
------------------------	------

## FRIDAY, DECEMBER 24 (Sixteenth Weekend) (Open Date: Philadelphia)

Dallas at New Orleans	2:05
-----------------------	------

### SATURDAY, DECEMBER 25

Denver at Detroit	4:15
-------------------	------

### SUNDAY, DECEMBER 26

Arizona at Atlanta	1:00
Buffalo at New England	1:00
Carolina at Pittsburgh	1:00
Chicago at St. Louis	12:00
Cincinnati at Baltimore	1:00
Green Bay at Tampa Bay	4:15
Indianapolis at Cleveland	1:00
Jacksonville at Tennessee	12:00
Kansas City at Seattle	1:05
Minnesota at New York Giants	1:00
Oakland at San Diego	1:05
Washington at San Francisco	5:20

### MONDAY, DECEMBER 27

New York Jets at Miami	9:00
------------------------	------

## SUNDAY, JANUARY 2 (Seventeenth Weekend) (Open Date: Cleveland)

Arizona at Green Bay	12:00
Baltimore at New England	1:00
Cincinnati at Jacksonville	1:00
Detroit at Minnesota	12:00
Indianapolis at Buffalo	1:00
Miami at Washington	4:15
New Orleans at Carolina	1:00
New York Giants at Dallas	3:05
Oakland at Kansas City	12:00
St. Louis at Philadelphia	1:00
San Diego at Denver	2:15
Seattle at New York Jets	1:00
Tampa Bay at Chicago	12:00
Tennessee at Pittsburgh	4:15

### MONDAY, JANUARY 3


San Francisco at Atlanta	9:00
--------------------------	------

### POSTSEASON

Wild Card Weekend	Jan. 8-9, 2000
Divisional Playoffs	Jan. 15-16, 2000
Conference Championships	Jan. 23, 2000
Super Bowl XXXIV (Atlanta, GA)	Jan. 30, 2000
Pro Bowl (Honolulu, Hi.)	Feb. 6, 2000

**MILLER LITE.**  
TASTE A TRUE PILSNER.

**PROUD SPONSOR OF  
THE DALLAS COWBOYS.**



MILLER BREWING REMINDS YOU TO:

**THINK WHEN  
YOU DRINK**

www.thinkwhenyoudrink.com © 1999 Miller Brewing Company, Milwaukee, WI www.millerlite.com



# AMERICA'S

---

# FAVORITE

---

# TEAM.\*

---



With General Motors® having America's best-selling lineup of cars and trucks, no wonder they've been chosen as the official vehicles of the Dallas Cowboys.



\*Based on The Polk Company's Super Retail Registrations by manufacturer 1999 CYTD (May). GM, Buick, Cadillac, Chevrolet, GMC, Oldsmobile, Pontiac and their respective emblems are registered trademarks of the GM Corp. ©1999 GM Corp. Buckle up, America!